



US00D846280S

(12) **United States Design Patent** (10) **Patent No.:** **US D846,280 S**
Bo (45) **Date of Patent:** **** Apr. 23, 2019**

(54) **RFID MULTI CARD CASE WITH BACK STICKER**

D706,536 S * 6/2014 Nikosey D3/247
D724,319 S * 3/2015 Ziegler D3/247
D760,496 S * 7/2016 Schioll D3/247
D776,426 S * 1/2017 Smith D3/247
D782,189 S * 3/2017 Bauer D3/247
D782,190 S * 3/2017 Bauer D3/247

(71) Applicant: **Anhui Inno-Sign International Co., Ltd.**, Hefei (CN)

(72) Inventor: **Jin Bo**, Hefei (CN)

* cited by examiner

(73) Assignee: **ANHUI INNO-SIGN INT'L CO., LTD.**, Hefei (CN)

Primary Examiner — Holly H Baynham
(74) *Attorney, Agent, or Firm* — Richards Patent Law P.C.

(**) Term: **15 Years**

(21) Appl. No.: **29/632,586**

(57) **CLAIM**

(22) Filed: **Jan. 9, 2018**

The ornamental design for an RFID multi card case with back sticker, as shown and described.

(51) **LOC (11) Cl.** **03-01**

(52) **U.S. Cl.**
USPC **D3/303**

(58) **Field of Classification Search**
USPC D3/247, 249–253, 300, 303
CPC A45C 11/182; A45C 11/18; A45C 1/06;
A45C 3/08; A45C 13/42; A45C 2011/322
See application file for complete search history.

DESCRIPTION

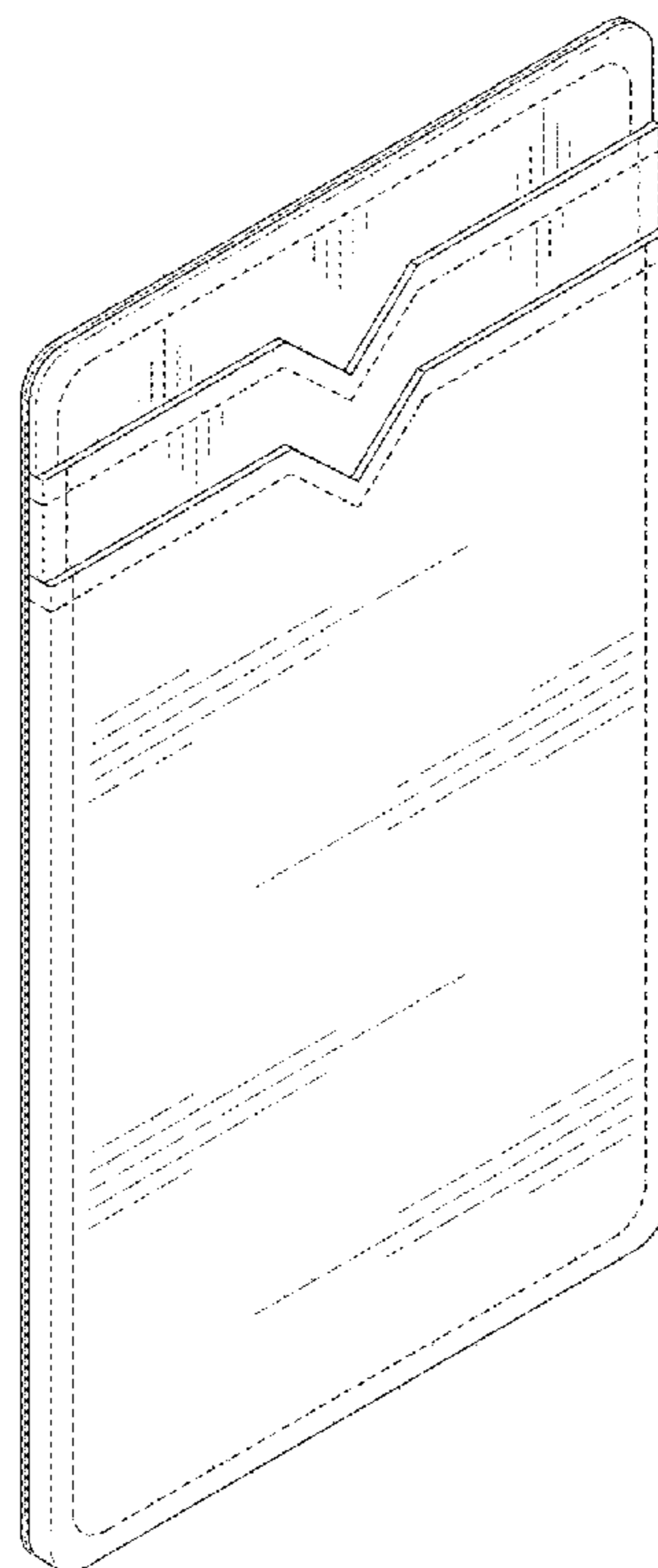
FIG. 1 is an isometric view of a RFID multi card case with back sticker showing my new design;
FIG. 2 is a front view thereof;
FIG. 3 is a back view thereof;
FIG. 4 is a right side view thereof;
FIG. 5 is a left side view thereof;
FIG. 6 is a top view thereof; and,
FIG. 7 is a bottom view thereof.

(56) **References Cited**

U.S. PATENT DOCUMENTS

D314,865 S * 2/1991 Tuisku D3/247
D575,506 S * 8/2008 Huang D3/247

1 Claim, 5 Drawing Sheets



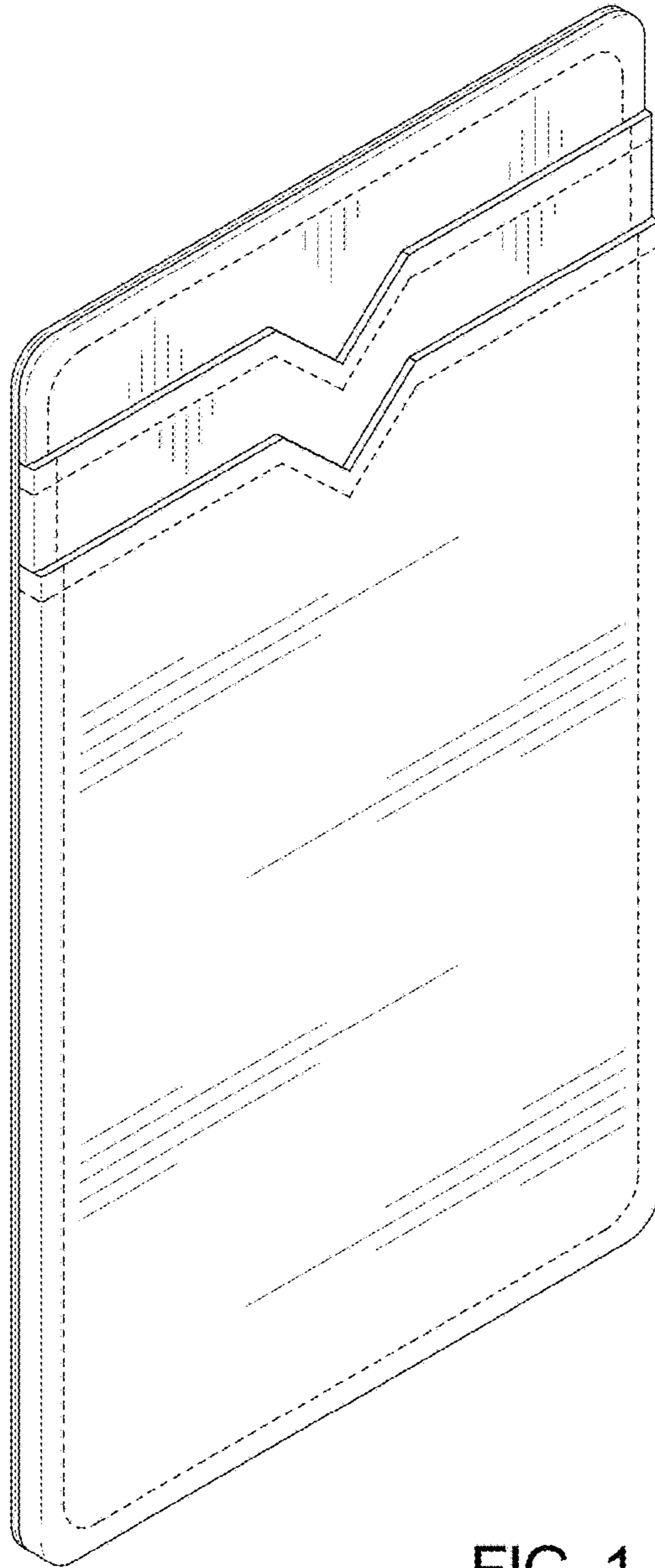


FIG. 1




FIG. 2




FIG. 3




FIG. 4




FIG. 5




FIG. 6




FIG. 7