



US00D846266S

(12) **United States Design Patent**
Hawker et al.

(10) **Patent No.:** **US D846,266 S**

(45) **Date of Patent:** **** Apr. 23, 2019**

(54) **UTILITY KEY RING**

(71) Applicant: **NITE IZE, INC.**, Boulder, CO (US)

(72) Inventors: **Christopher Hawker**, Columbus, OH (US); **Christos Ragias**, Columbus, OH (US)

(73) Assignee: **Nite Ize, Inc.**, Boulder, CO (US)

(**) Term: **15 Years**

(21) Appl. No.: **29/628,637**

(22) Filed: **Dec. 6, 2017**

(51) **LOC (11) Cl.** **03-01**

(52) **U.S. Cl.**
USPC **D3/211**

(58) **Field of Classification Search**
USPC D3/207-212; 70/456 B, 457, 458, 408, 70/456 R; D13/168; D8/34-38; D10/104; D14/496, 411; 206/37.1; D21/604, 605, 656, 658, 659; 24/3.6; D11/11, 79, 81, 82, 87
CPC H04B 1/034; F04B 15/00; E05B 19/00; E05B 19/04; A44B 15/00; A44B 15/002; A44B 15/005; A44B 15/007
See application file for complete search history.

(56) **References Cited**

U.S. PATENT DOCUMENTS

2,840,878 A * 7/1958 Olson A44B 15/002
24/3.6
D279,645 S * 7/1985 Makris D8/18
D334,696 S * 4/1993 Makris D21/599

D433,899 S * 11/2000 Saffron D8/18
D451,774 S * 12/2001 Kelleghan D8/18
D466,687 S * 12/2002 Thompson D3/211
D467,067 S * 12/2002 Thompson D3/211
D500,648 S * 1/2005 Kelleghan D8/38
D520,825 S * 5/2006 Kelleghan D8/38
D589,589 S * 3/2009 McCloudry D22/149
D688,925 S * 9/2013 Seidel D8/14
D727,703 S * 4/2015 Lee D8/38

* cited by examiner

Primary Examiner — Ralf Seifert

(74) *Attorney, Agent, or Firm* — Haynes and Boone, LLP

(57) **CLAIM**

The ornamental design for the utility key ring, as shown and described.

DESCRIPTION

FIG. 1 shows a left front perspective view of a utility key ring;
FIG. 2 shows a right front perspective view of the utility key ring of FIG. 1;
FIG. 3 shows a bottom left front perspective view of the utility key ring of FIG. 1;
FIG. 4 shows a bottom right front perspective view of the utility key ring of FIG. 1;
FIG. 5 shows right side view of the utility key ring of FIG. 1;
FIG. 6 shows left side view of the utility key ring of FIG. 1;
FIG. 7 shows a front view of the utility key ring of FIG. 1;
FIG. 8 shows a rear view of the utility key ring of FIG. 1;
FIG. 9 shows a top view of the utility key ring of FIG. 1; and,
FIG. 10 shows a bottom view of the utility key ring of FIG. 1.

1 Claim, 4 Drawing Sheets

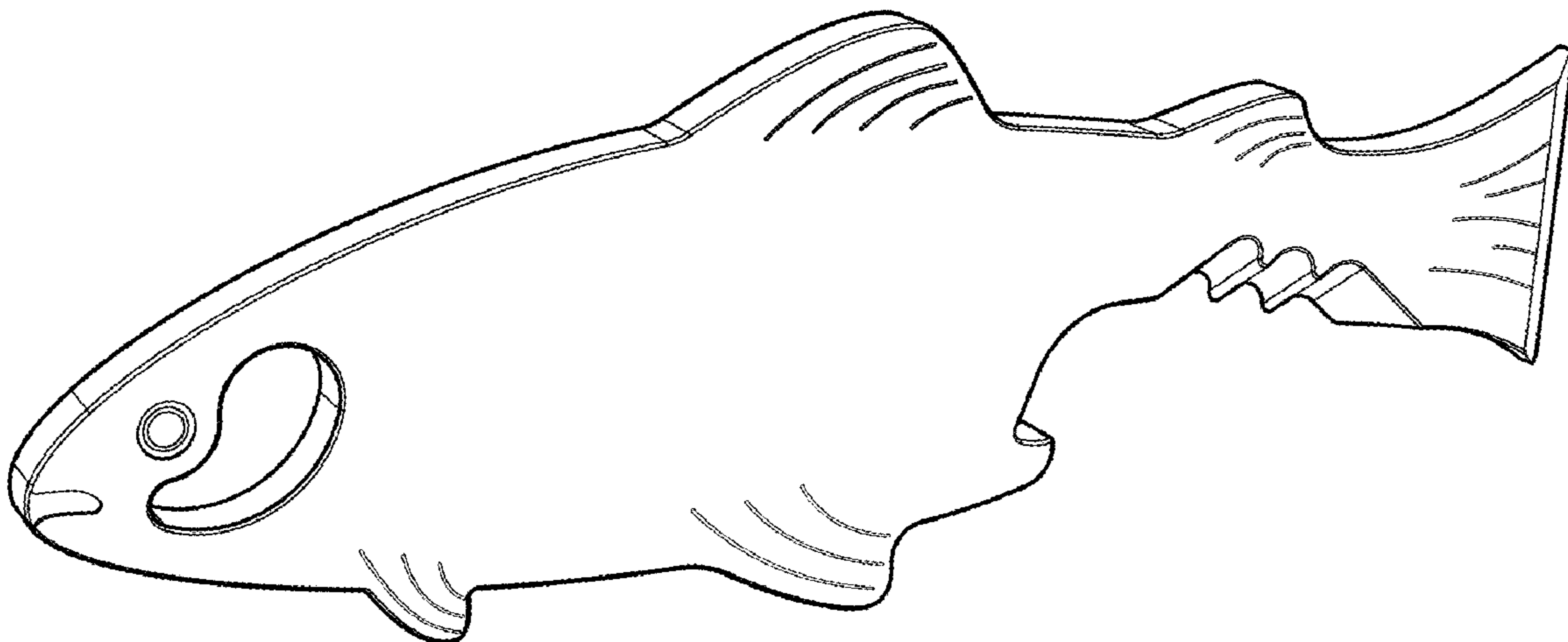


FIG. 1

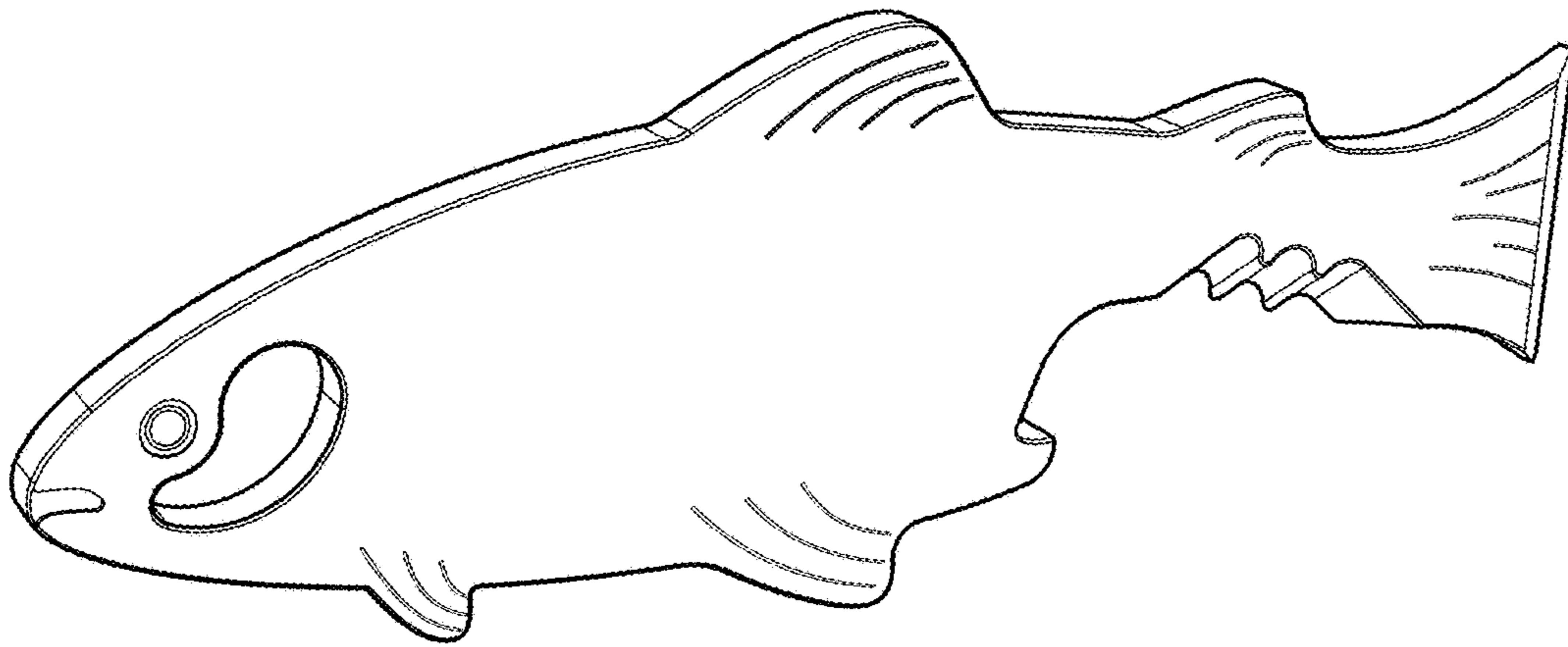


FIG. 2

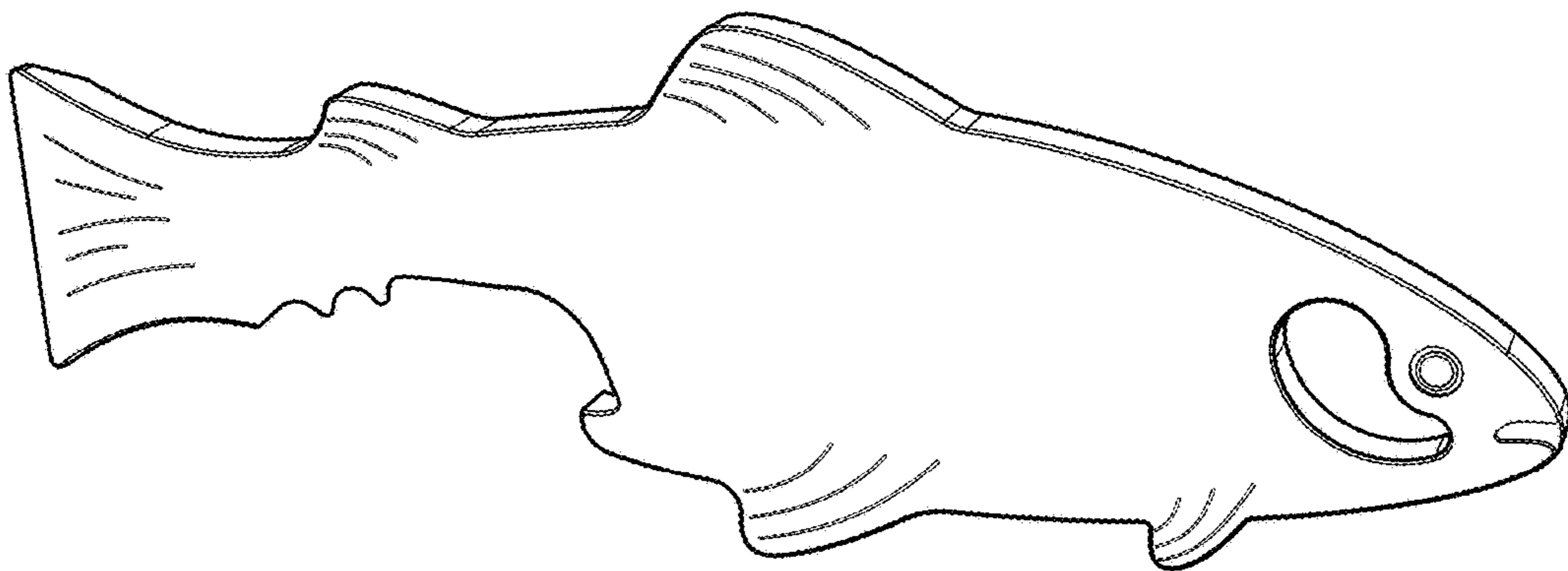


FIG. 3

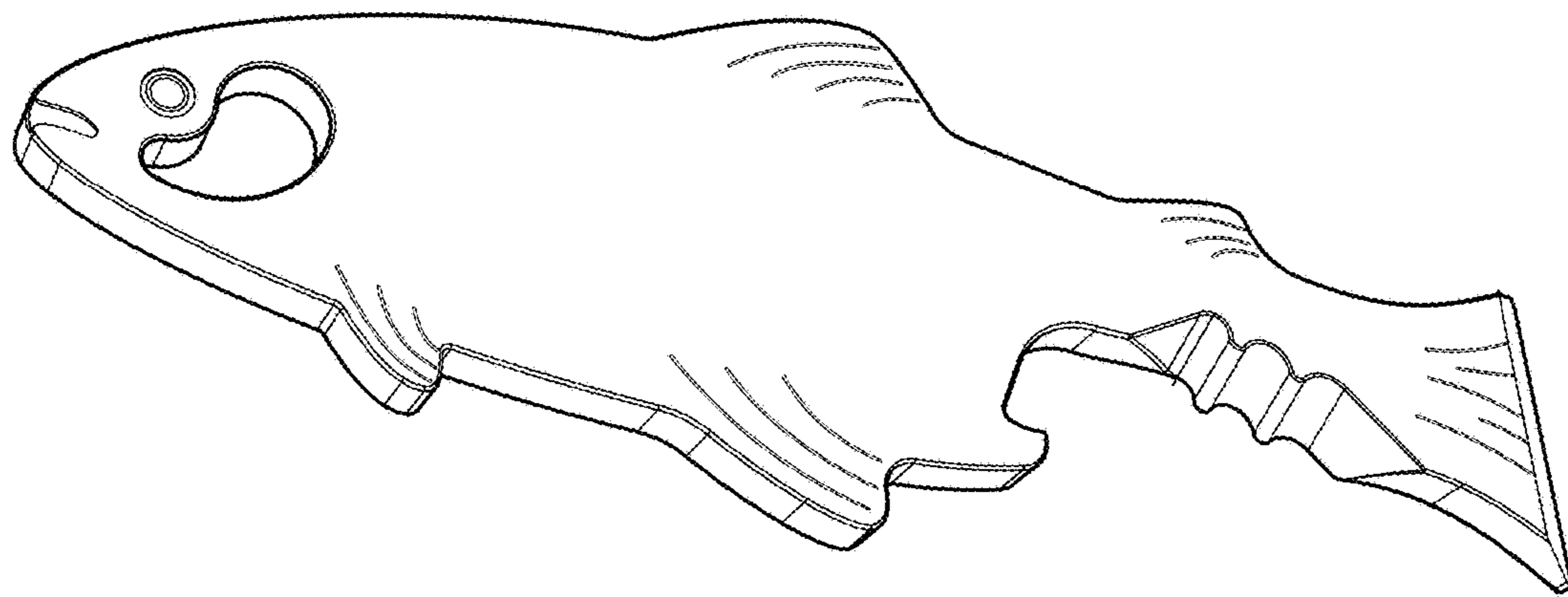


FIG. 4

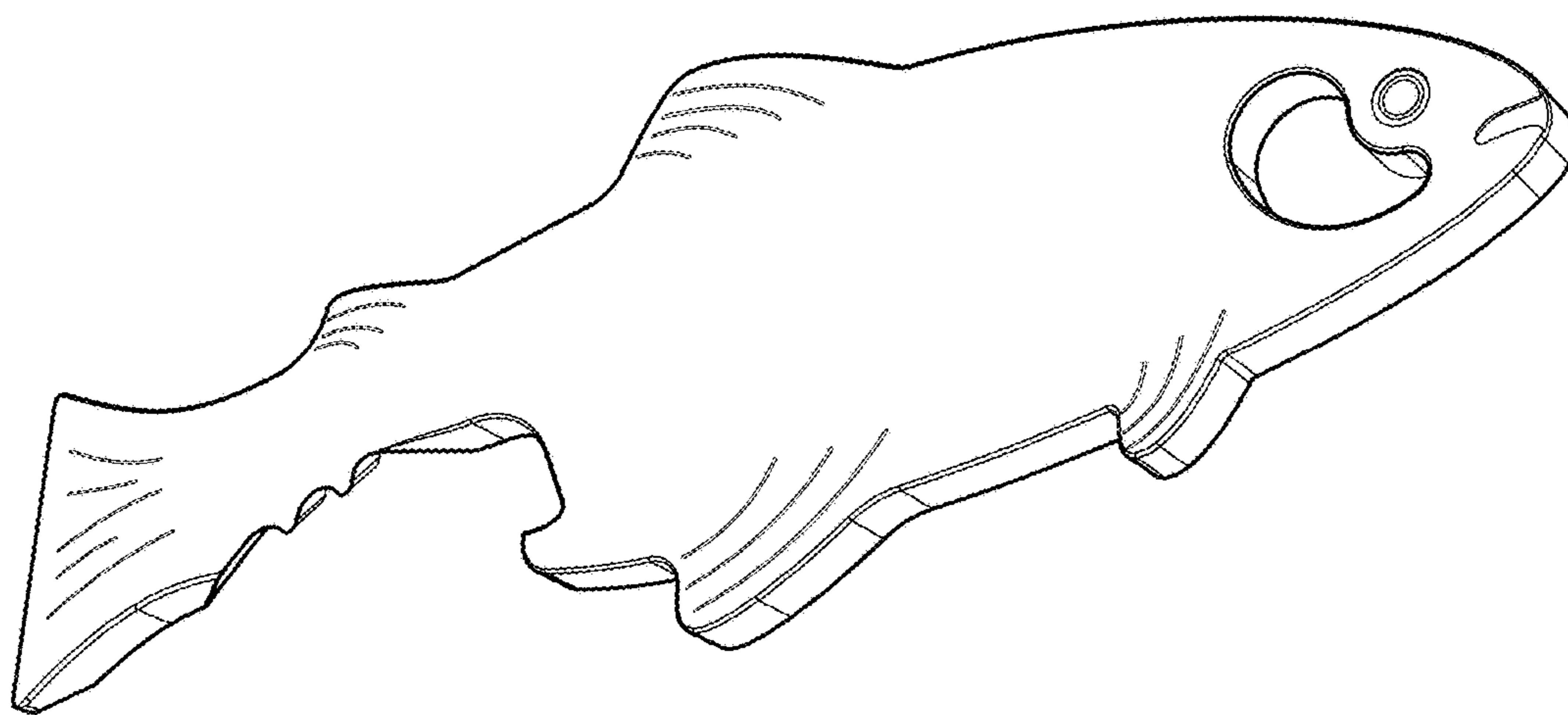


FIG. 5

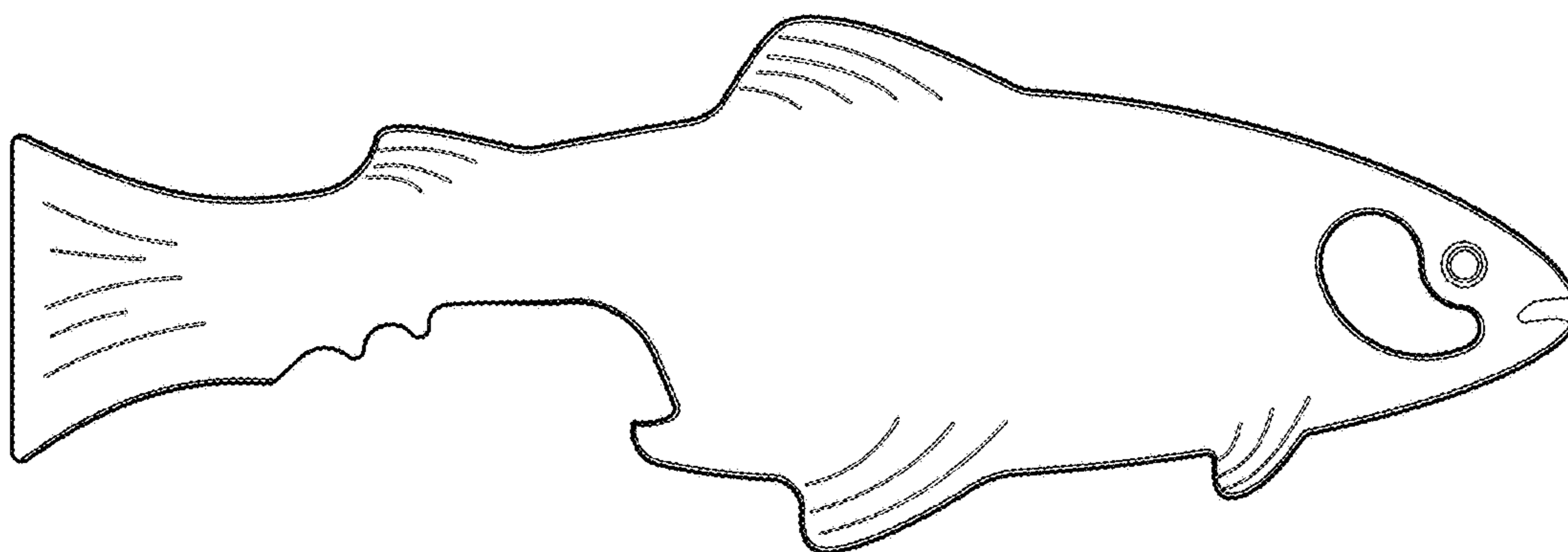


FIG. 6

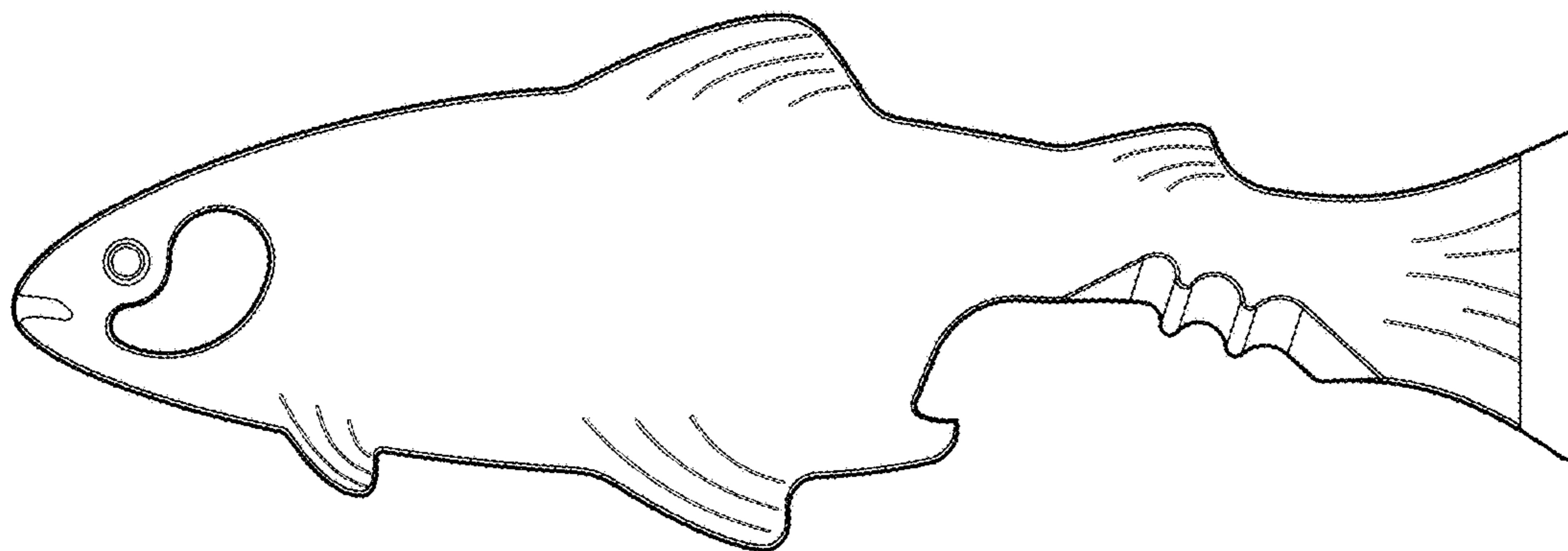


FIG. 7

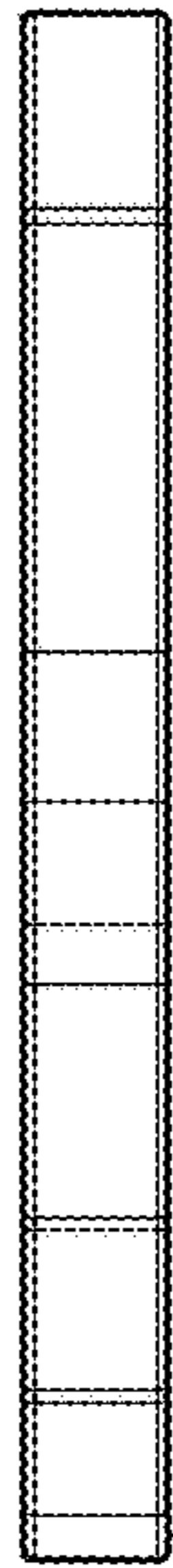


FIG. 8



FIG. 9



FIG. 10

