

US00D846257S

(12) **United States Design Patent**  
**Caruso et al.**

(10) **Patent No.:** **US D846,257 S**

(45) **Date of Patent:** **\*\* Apr. 23, 2019**

(54) **SHOE UPPER**

(71) Applicant: **Under Armour, Inc.**, Baltimore, MD (US)

(72) Inventors: **Evan Caruso**, Baltimore, MD (US);  
**Michael Glancy**, Baltimore, MD (US);  
**Kort Neumann**, Portland, OR (US);  
**Kevin Fallon**, Portland, OR (US)

(73) Assignee: **UNDER ARMOUR, INC.**, Baltimore, MD (US)

(\*\*) Term: **15 Years**

(21) Appl. No.: **29/633,845**

(22) Filed: **Jan. 16, 2018**

(51) **LOC (11) Cl.** ..... **02-04**

(52) **U.S. Cl.**  
USPC ..... **D2/969**

(58) **Field of Classification Search**  
USPC ..... D2/896, 900, 909-911, 943, 946, 969,  
D2/970, 974, 976, 978  
CPC ..... A43C 1/00; A43C 11/004; A43B 3/16;  
A43B 23/00  
See application file for complete search history.

(56) **References Cited**

U.S. PATENT DOCUMENTS

- 1,494,236 A \* 5/1924 Greathouse ..... A43B 3/18  
36/58.5
- D322,879 S \* 1/1992 Hatfield ..... D2/972
- D328,517 S \* 8/1992 Hallenbeck ..... A43B 3/18  
D2/978
- D333,377 S \* 2/1993 Hatfield ..... D2/972
- D349,808 S \* 8/1994 Passke ..... D2/977
- D365,923 S \* 1/1996 Crowley ..... D2/974

- D369,233 S \* 4/1996 Haber ..... D2/946
- 5,508,899 A \* 4/1996 McCormick ..... A43B 1/0072  
36/137
- D385,102 S \* 10/1997 Avar ..... D2/946
- D406,445 S \* 3/1999 Lozano ..... D2/946
- D489,885 S \* 5/2004 Romeo ..... D2/961
- D619,348 S \* 7/2010 Schwartz ..... D2/946
- D620,690 S \* 8/2010 Banik ..... A43B 1/0072  
D2/946
- D769,601 S \* 10/2016 Hardman ..... D2/972
- D788,439 S \* 6/2017 Matthews ..... D2/972

\* cited by examiner

*Primary Examiner* — Rashida C. Walshon

(74) *Attorney, Agent, or Firm* — Edell, Shapiro & Finnan, LLC

(57) **CLAIM**

The ornamental design for a shoe upper, as shown and described.

**DESCRIPTION**

FIG. 1 is a lateral side and rear view in perspective of a shoe upper showing my new design; FIG. 2 is a lateral side view thereof; FIG. 3 is a medial side view thereof; FIG. 4 is a top view thereof; FIG. 5 is a bottom view thereof; FIG. 6 is a front view thereof; and, FIG. 7 is a rear view thereof.

The shoe upper illustrated is a first embodiment showing a right-footed form of the shoe upper. A second embodiment is for the left-footed form of the shoe upper, which is a mirror image of the right-footed form, is not illustrated. The broken line illustration in the drawings is not part of the claimed design.

**1 Claim, 7 Drawing Sheets**



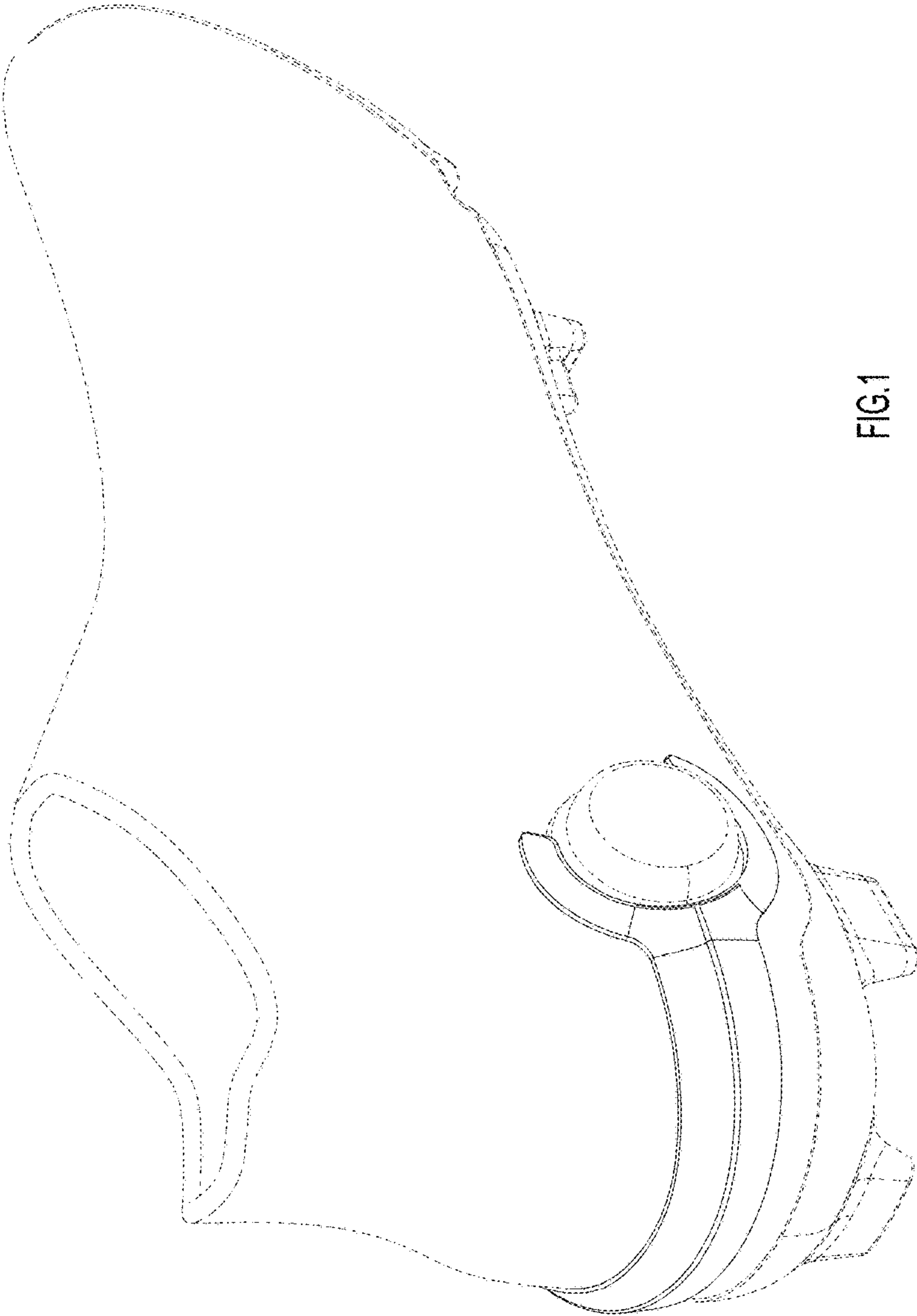


FIG. 1

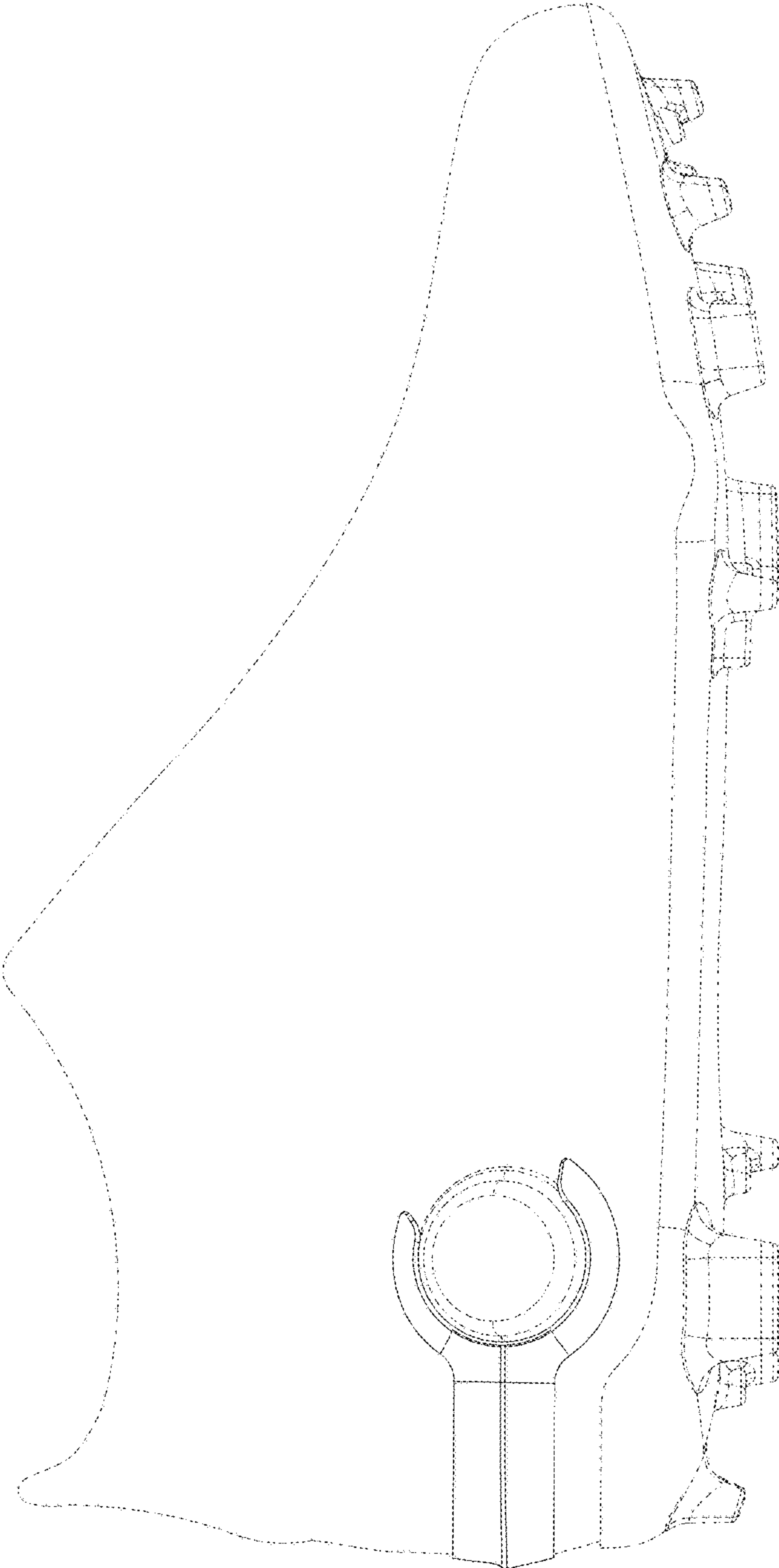


FIG. 2



FIG.3

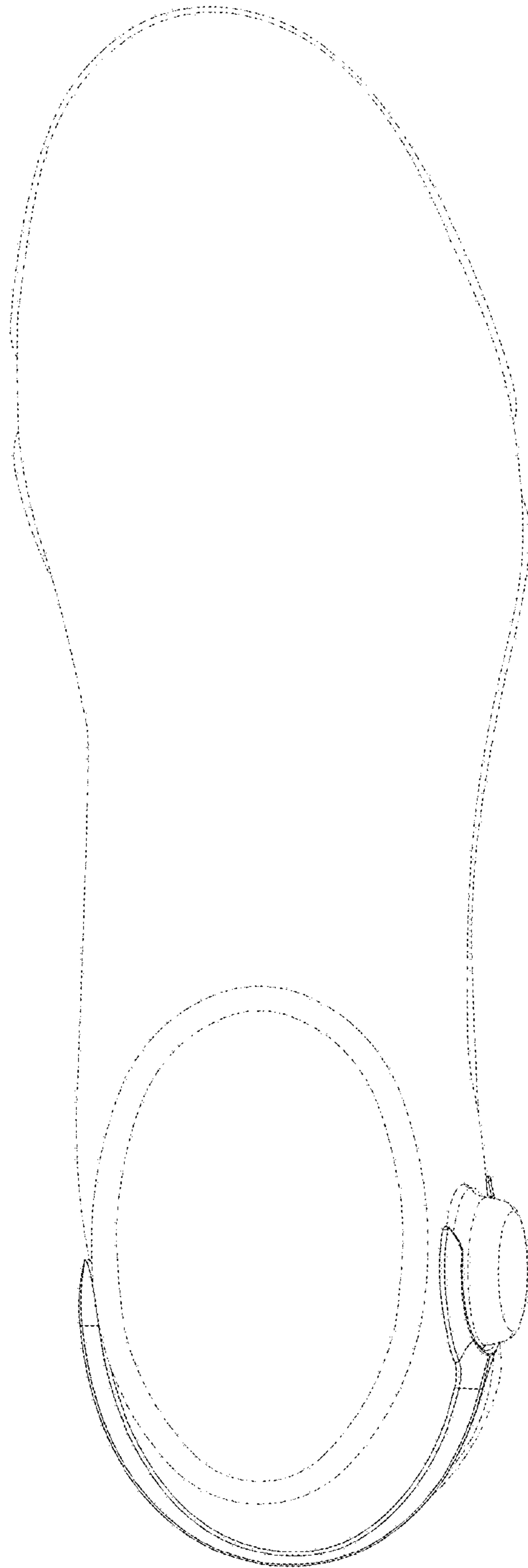


FIG.4

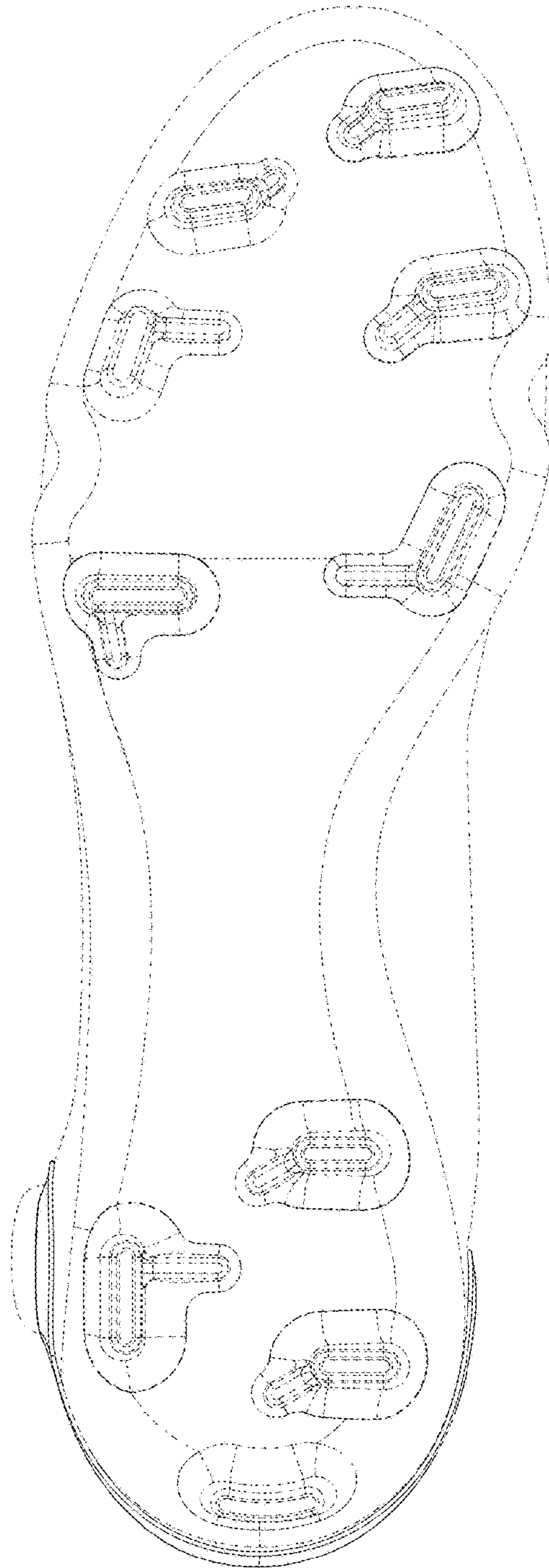


FIG.5

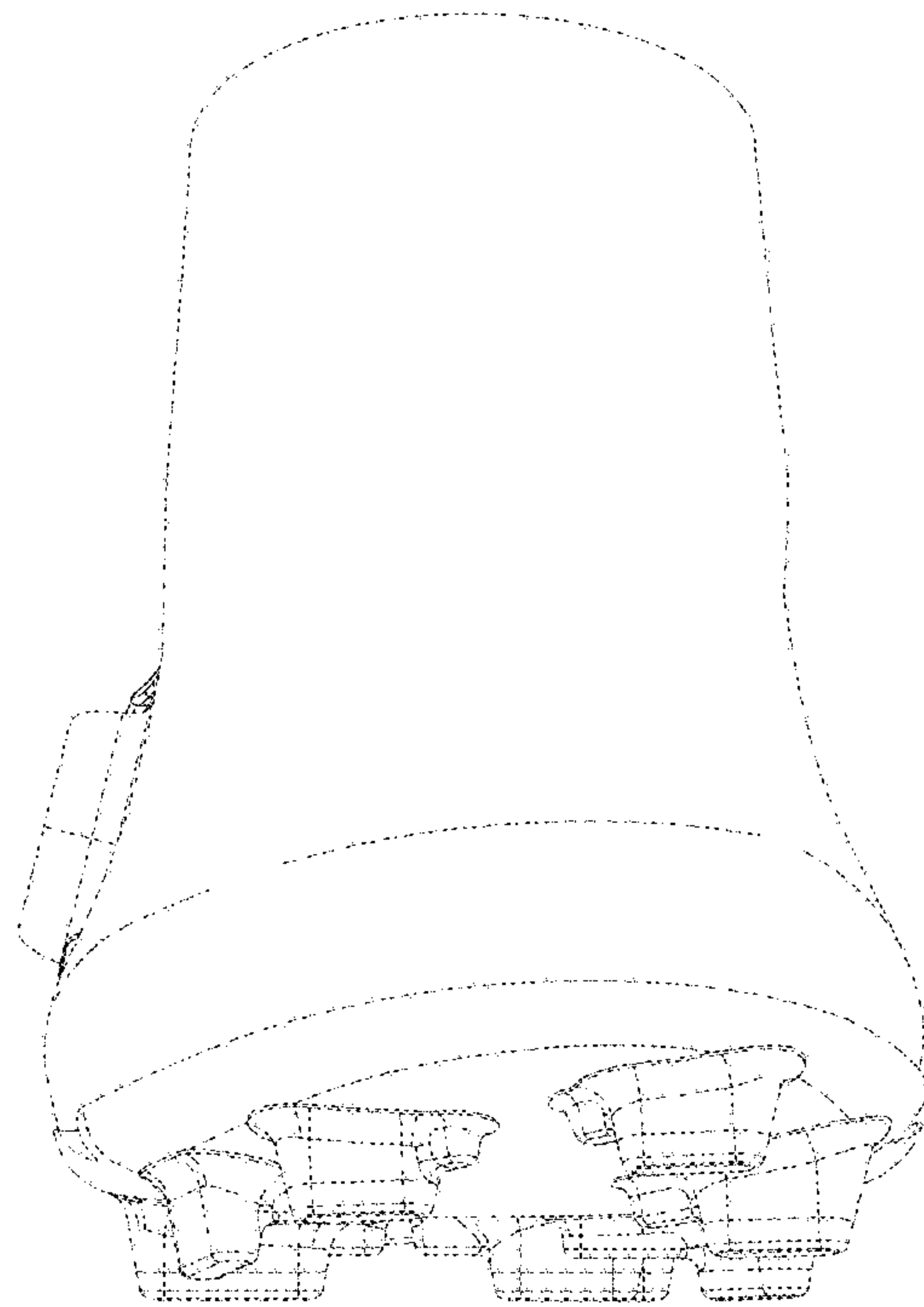


FIG.6



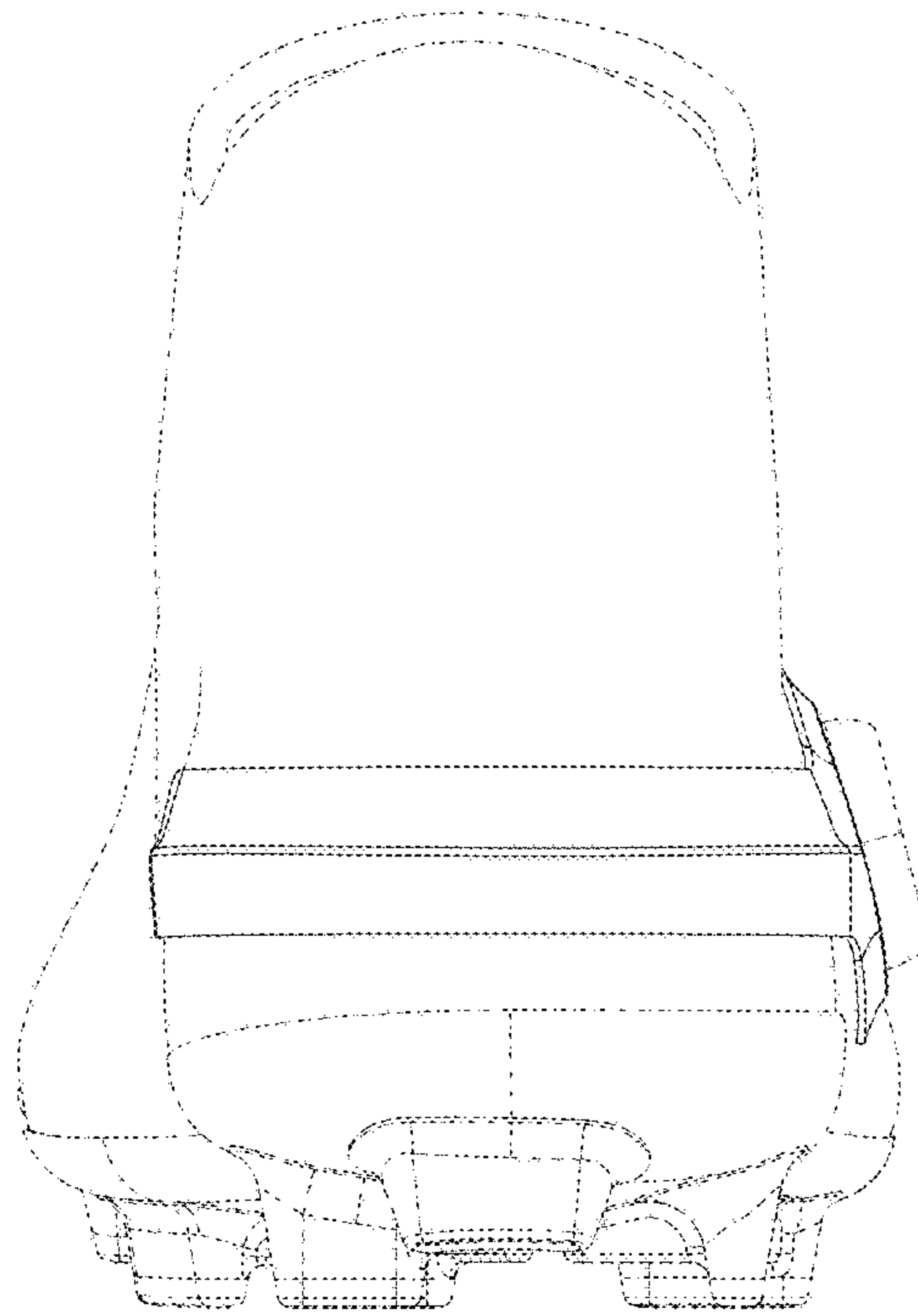


FIG.7