



US00D846254S

(12) **United States Design Patent**
Strother

(10) **Patent No.:** **US D846,254 S**

(45) **Date of Patent:** **** Apr. 23, 2019**

- (54) **SHOE UPPER**
- (71) Applicant: **TBL Licensing LLC**, Stratham, NH (US)
- (72) Inventor: **Brian Lee Strother**, Dover, NH (US)
- (73) Assignee: **TBL Licensing LLC**, Stratham, NH (US)
- (**) Term: **15 Years**
- (21) Appl. No.: **29/584,654**
- (22) Filed: **Nov. 16, 2016**
- (51) **LOC (11) Cl.** **02-04**
- (52) **U.S. Cl.**
USPC **D2/969**; D2/972
- (58) **Field of Classification Search**
USPC D2/896–898, 900, 909–912, 946,
D2/970–978
CPC .. A41D 17/00; A43B 3/16; A43B 3/02; A41B
11/02
See application file for complete search history.

(56) **References Cited**

U.S. PATENT DOCUMENTS

- 3,091,871 A * 6/1963 Tronche A43B 7/32
36/71
- 3,545,107 A * 12/1970 Cinquegrana A43B 3/02
36/105
- D282,599 S * 2/1986 Frey D2/911
- D412,780 S * 8/1999 Hatfield D2/972
- D485,976 S * 2/2004 Maatita D2/973
- D579,648 S * 11/2008 McDowell D2/970
- 8,230,525 B2 * 7/2012 Lambertz A41B 11/02
2/239
- D704,928 S * 5/2014 Roundhouse D2/970
- D747,088 S * 1/2016 Tisci D2/972

- D747,863 S * 1/2016 Tisci A41B 11/02
D2/972
- D767,871 S * 10/2016 Avar A43B 23/026
D2/972
- D771,933 S * 11/2016 Scott D2/946
- D778,581 S * 2/2017 Kanata D2/972
- 2014/0259760 A1 * 9/2014 Dojan A43B 23/026
36/45

* cited by examiner

Primary Examiner — Rashida C. Walshon
(74) *Attorney, Agent, or Firm* — Lerner, David,
Littenberg, Krumholz & Mentlik, LLP

(57) **CLAIM**

The ornamental design for a shoe upper, as shown and described.

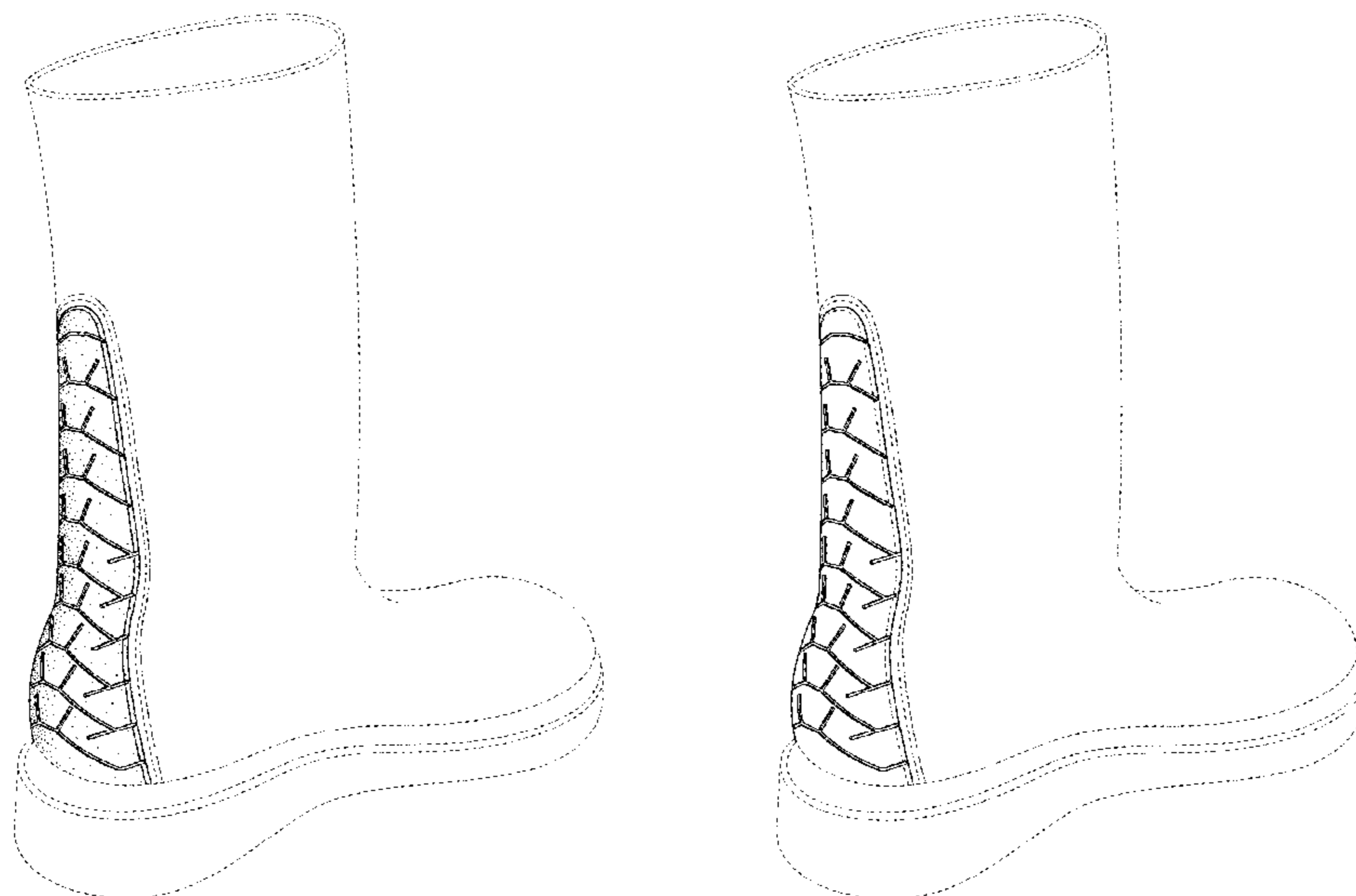
DESCRIPTION

FIG. 1 is a rear perspective view of our shoe upper, according to a first embodiment of the design;
FIG. 2 is a right-side view thereof;
FIG. 3 is a left-side view thereof;
FIG. 4 is a back view thereof;
FIG. 5 is a top view thereof;
FIG. 6 is a rear perspective view of our shoe upper, according to a second embodiment of the design;
FIG. 7 is a right-side view thereof;
FIG. 8 is a left-side view thereof;
FIG. 9 is a back view thereof; and,
FIG. 10 is a top view thereof.

The broken lines shown in the drawings represent portions of the shoe upper article that form no part of the claimed design. The dot-dash lines in the drawings represent bounds of the claimed design and form no part thereof.

Areas of the design shown with a stipple fill have an appearance that contrasts with the appearance of the non-stipple filled areas.

1 Claim, 10 Drawing Sheets



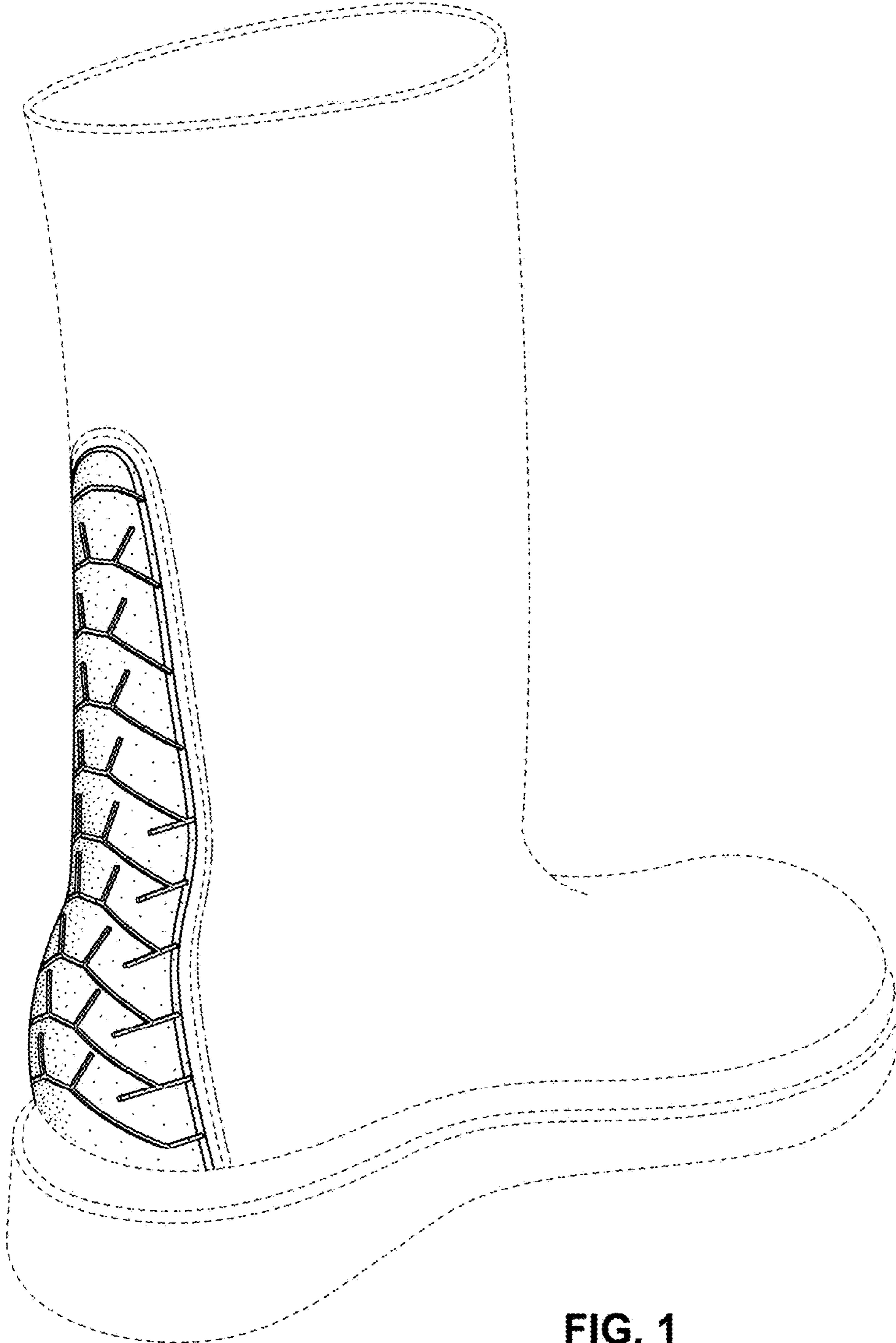


FIG. 1



FIG. 2



FIG. 3

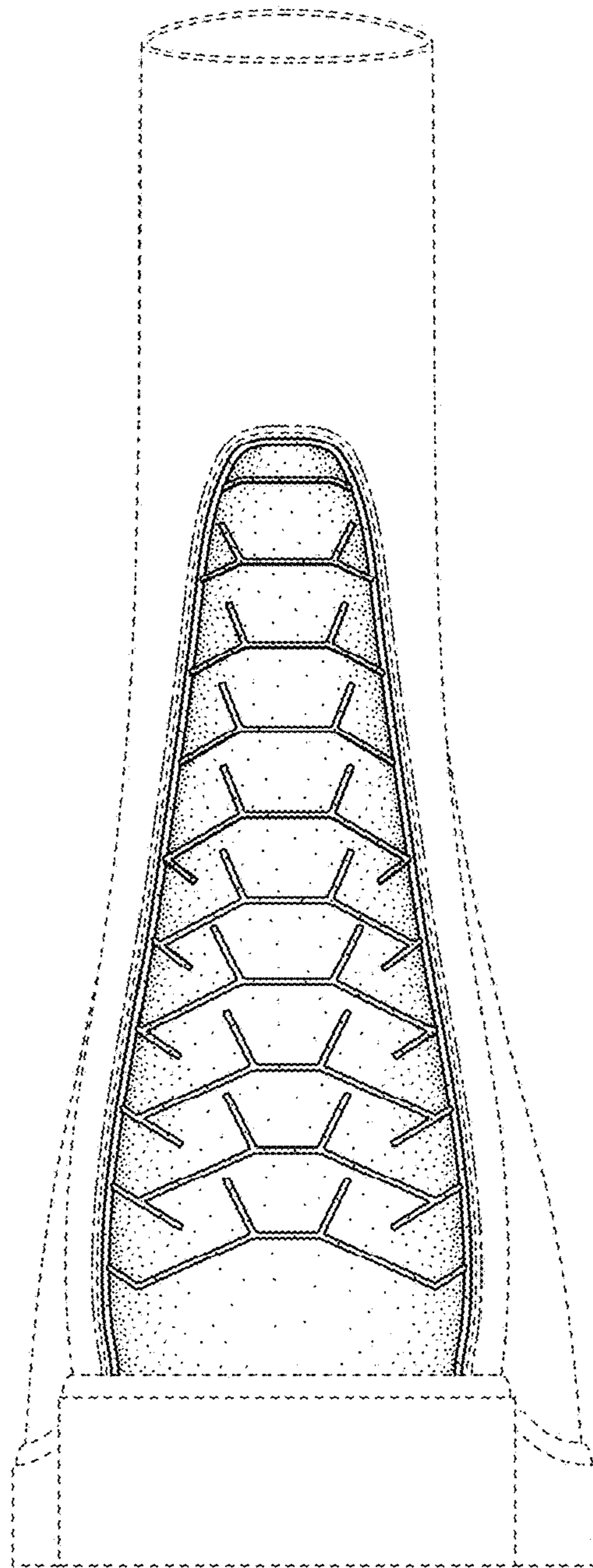


FIG. 4

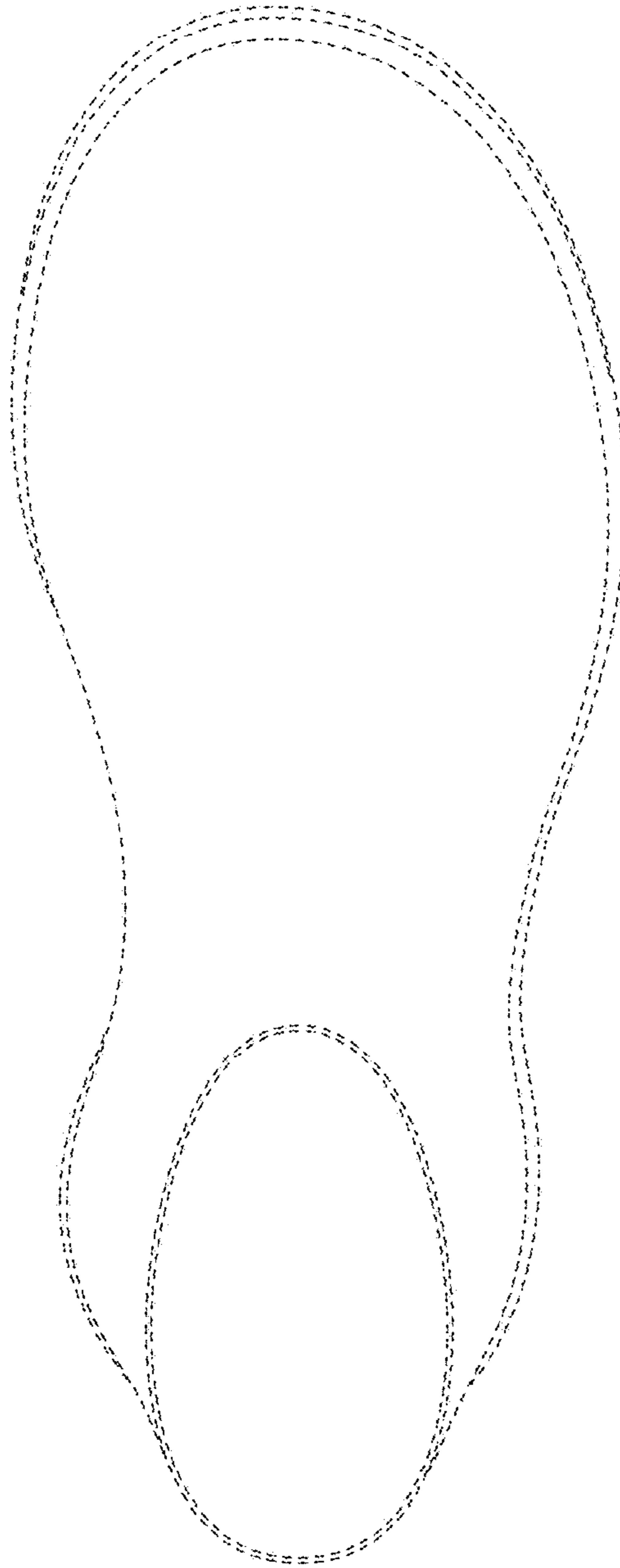


FIG. 5

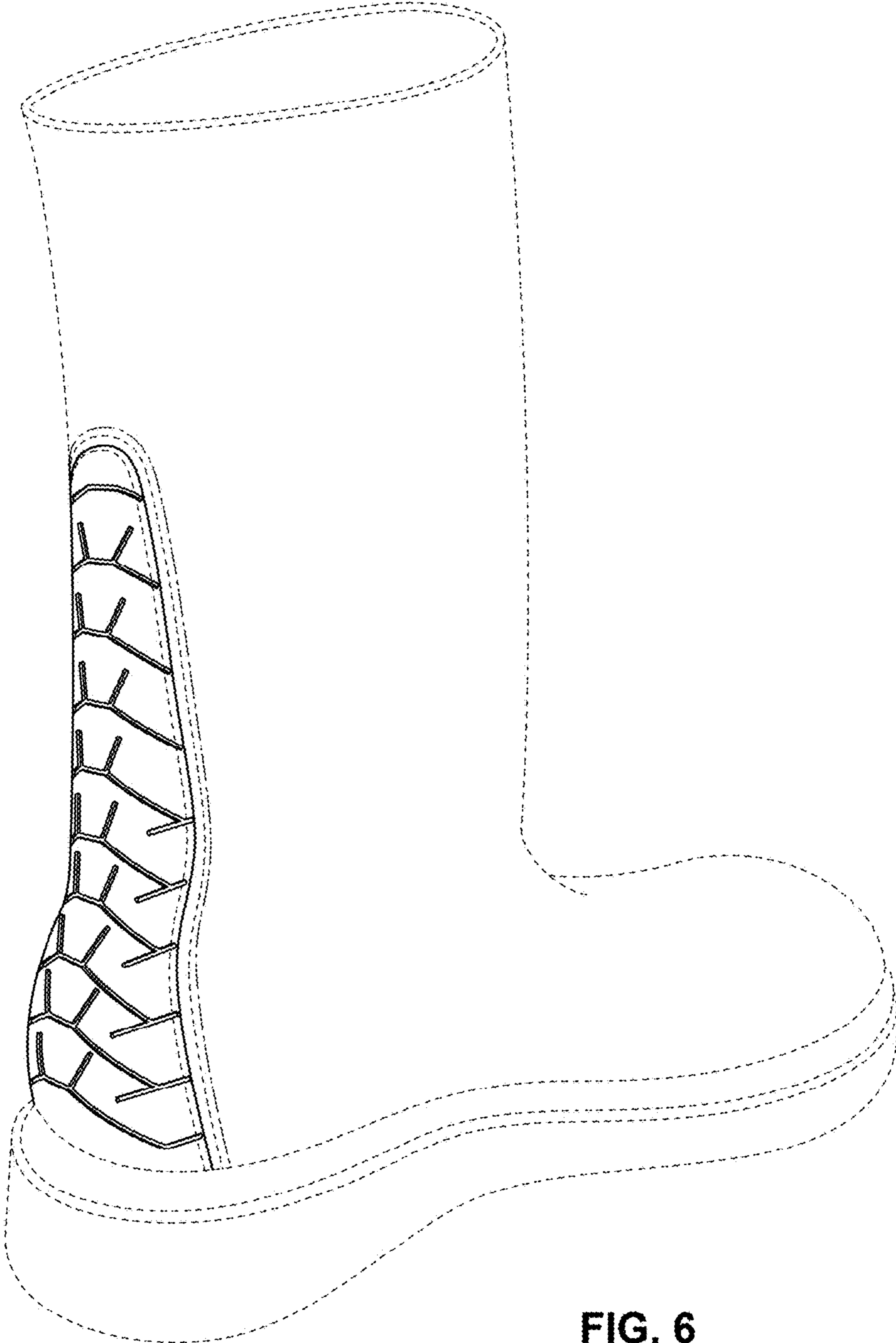


FIG. 6



FIG. 7



FIG. 8

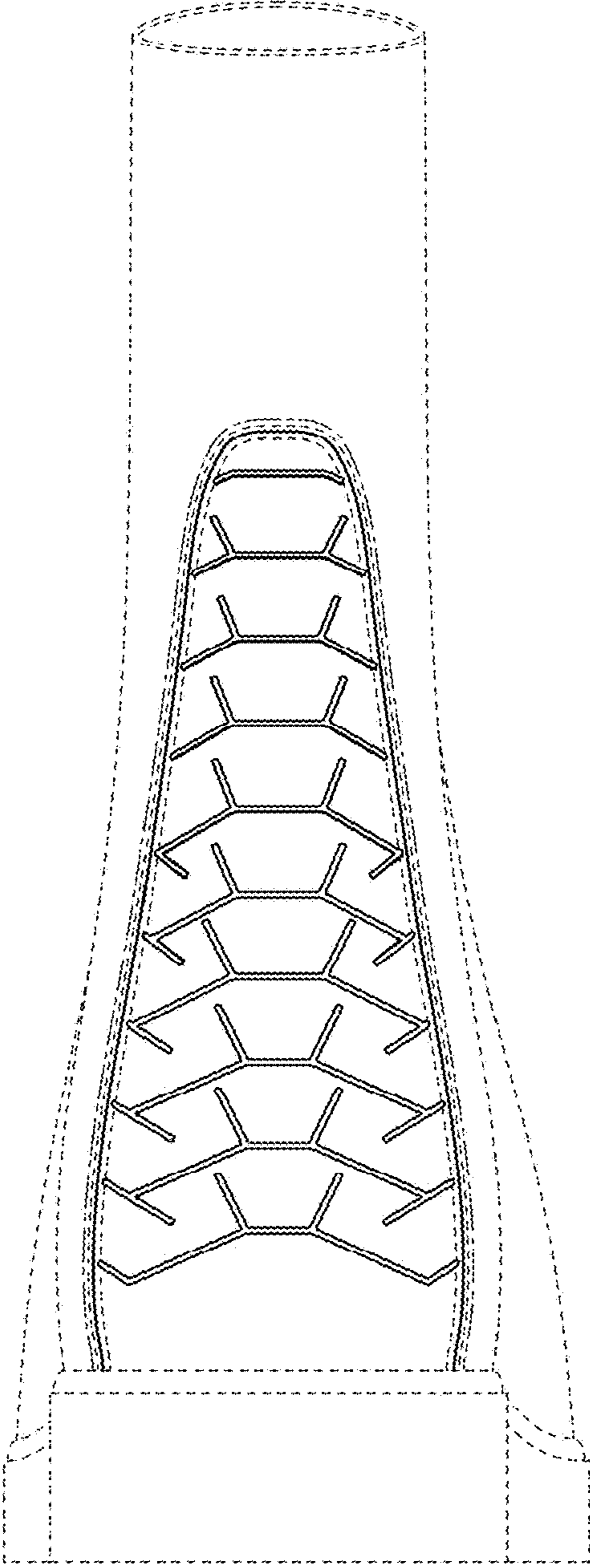


FIG. 9

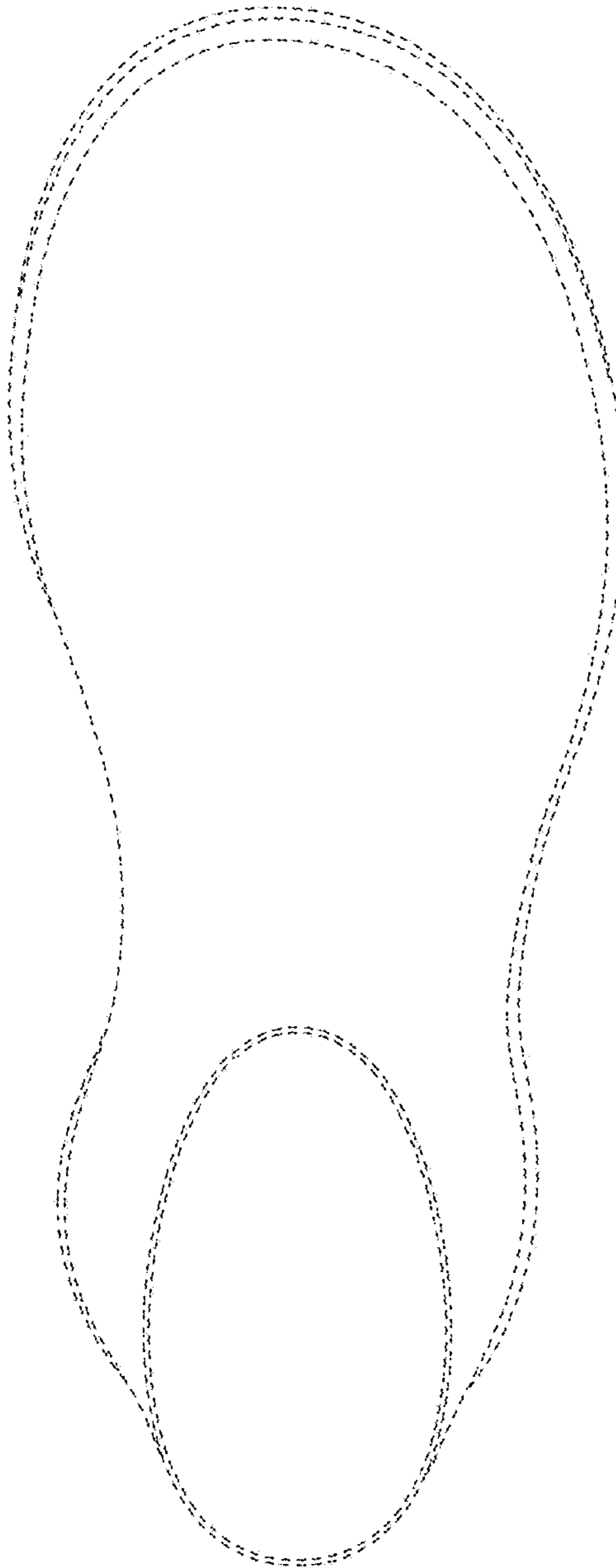


FIG. 10