



US00D846239S

(12) **United States Design Patent**
Redon et al.

(10) **Patent No.:** **US D846,239 S**

(45) **Date of Patent:** **** Apr. 23, 2019**

(54) **SHOE**

(71) Applicant: **PUMA SE**, Herzogenaurach (DE)

(72) Inventors: **Kevin Redon**, Nuremberg (DE); **Carl Wilkinson**, Nuremberg (DE)

(73) Assignee: **PUMA SE**, Herzogenaurach (DE)

(**) Term: **15 Years**

(21) Appl. No.: **29/586,481**

(22) Filed: **Dec. 5, 2016**

(30) **Foreign Application Priority Data**

Oct. 20, 2016	(EM)	003425875-0001
Oct. 20, 2016	(EM)	003425875-0002
Oct. 20, 2016	(EM)	003425875-0003
Oct. 20, 2016	(EM)	003426279-0001
Oct. 20, 2016	(EM)	003426279-0002
Oct. 20, 2016	(EM)	003426279-0003

(51) **LOC (11) Cl.** **02-04**

(52) **U.S. Cl.**
USPC **D2/902**

(58) **Field of Classification Search**
USPC D2/896, 902, 901, 903, 905, 907, 909,
D2/910, 970
CPC A43B 1/00; A43B 1/10; A43B 1/14; A43B
3/00; A43B 3/02; A43B 5/00; A43B
5/002; A43B 5/006
See application file for complete search history.

(56) **References Cited**

U.S. PATENT DOCUMENTS

D349,185 S *	8/1994	Cooper	D2/911
D350,014 S *	8/1994	Ivanyshyn	D2/910
D368,792 S *	4/1996	Cavitt	D2/910
D369,894 S *	5/1996	Stolberg	D2/910

D370,115 S *	5/1996	Ballou	D2/909
D404,189 S *	1/1999	Watson	D2/910
D449,152 S *	10/2001	Besko	D2/909

(Continued)

Primary Examiner — Elizabeth J Oswecki

(74) *Attorney, Agent, or Firm* — Leydig, Voit & Mayer, Ltd.

(57) **CLAIM**


The ornamental design for a shoe, as shown and described.

DESCRIPTION

FIG. 1 is a top right front perspective view of a first embodiment of a shoe showing our new design; FIG. 2 is a front elevational view thereof; FIG. 3 is a rear elevational view thereof; FIG. 4 is a left side elevational view thereof; FIG. 5 is a right side elevational view thereof; FIG. 6 is a top plan view thereof, in which the top plan view is identical for FIGS. 8-11 and FIGS. 12-17; FIG. 7 is a bottom plan view thereof, in which the bottom plan view is identical for FIGS. 8-11 and FIGS. 12-17; FIG. 8 is a top right front perspective view of a second embodiment of a shoe showing our new design; FIG. 9 is a front elevational view thereof; FIG. 10 is a rear elevational view thereof; FIG. 11 is a left side elevational view thereof; FIG. 12 is a right side elevational view thereof; FIG. 13 is a top right front perspective view of a third embodiment of a shoe showing our new design; FIG. 14 is a front elevational view thereof; FIG. 15 is a rear elevational view thereof; FIG. 16 is a left side elevational view thereof; FIG. 17 is a right side elevational view thereof; FIG. 18 is an enlarged portion view taken from encircled portion labeled FIG. 18 in FIG. 5; and, FIG. 19 is an enlarged portion view taken from encircled portion labeled FIG. 19 in FIG. 5.

The broken lines in the drawings indicate portions which form no part of the claimed design.

1 Claim, 18 Drawing Sheets



(56)

References Cited

U.S. PATENT DOCUMENTS

D450,179	S	*	11/2001	Huard	D2/900
D450,427	S	*	11/2001	Huard	D2/900
D457,713	S	*	5/2002	Trammel	D2/897
D458,439	S	*	6/2002	Hudson	D2/901
6,532,689	B1	*	3/2003	Jones, Jr.	A43B 1/14
						36/100
D477,454	S	*	7/2003	Shattuck	D2/905
D499,859	S	*	12/2004	Loader	D2/899
D512,816	S	*	12/2005	Hall	D2/909
D561,983	S	*	2/2008	FitzGerald	D2/909
7,685,746	B2	*	3/2010	Kipnes	A43B 3/24
						36/101
D615,283	S	*	5/2010	Penders	D2/910
D618,889	S	*	7/2010	Jones	D2/909
D622,487	S	*	8/2010	McCarron	D2/909
D644,417	S	*	9/2011	Ma	D2/920
D689,672	S	*	9/2013	Shoham	D2/920
D716,529	S	*	11/2014	Zrubek	D2/909
D721,876	S	*	2/2015	Doyle	D2/897
D731,763	S	*	6/2015	Solstad	D2/910
D734,604	S	*	7/2015	Doyle	D2/906
D778,549	S	*	2/2017	Conklin	D2/903
D808,133	S	*	1/2018	Denney	D2/910
D816,306	S	*	5/2018	Redon	D2/909

* cited by examiner



FIG. 1




FIG. 2




FIG. 3



FIG. 4



FIG. 5




FIG. 6



Fig. 7



FIG. 8




FIG. 9

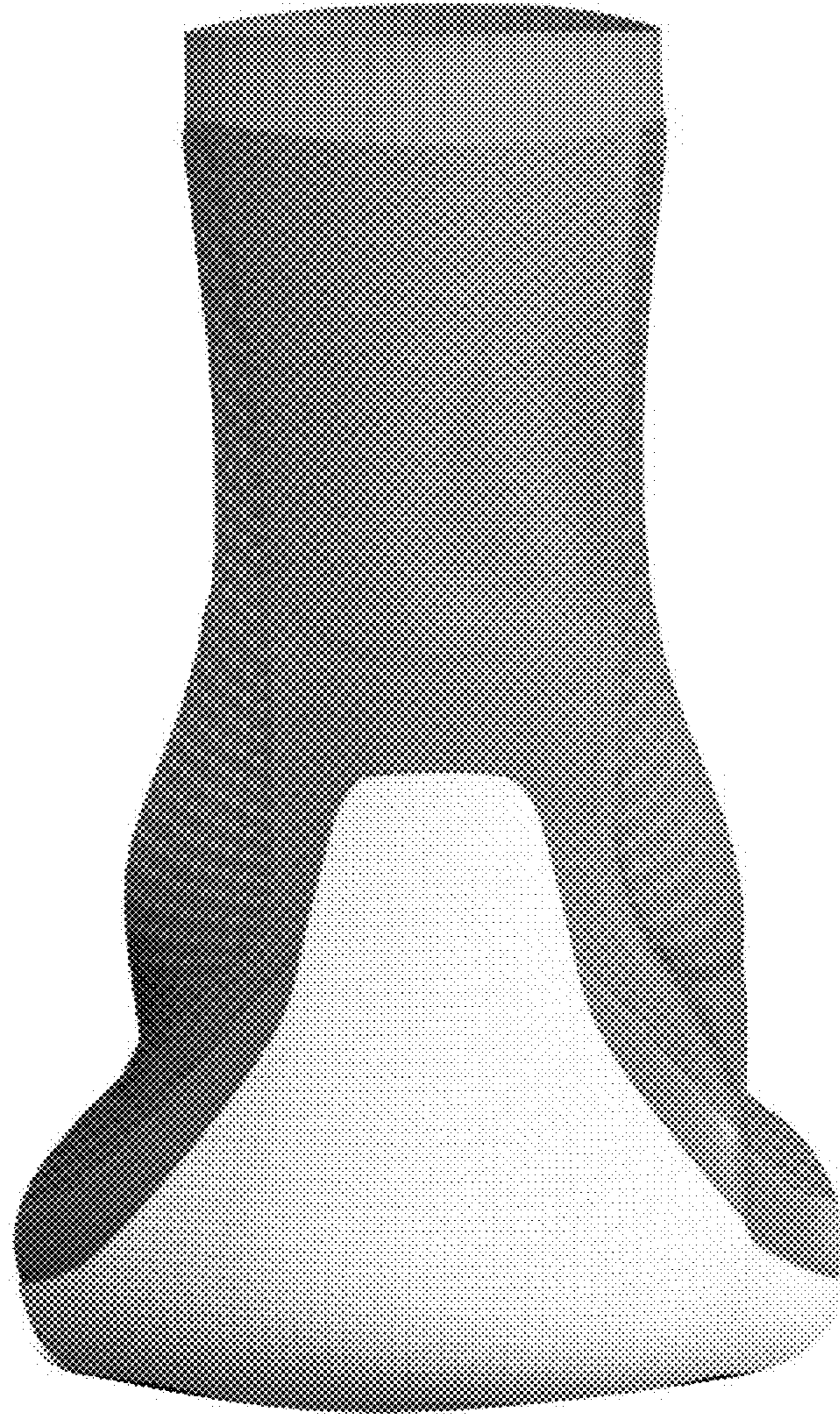



FIG. 10

FIG. 11






FIG. 12




FIG. 13



FIG. 14



FIG. 15

FIG. 16





FIG. 17






Fig. 18




Fig. 19