

US00D846210S

(12) **United States Design Patent** (10) **Patent No.:** **US D846,210 S**
Tojo et al. (45) **Date of Patent:** **** Apr. 16, 2019**

(54) **WASHING AND DRYING MACHINE**

(71) Applicant: **Panasonic Intellectual Property Management Co., Ltd.**, Osaka-shi, Osaka (JP)

(72) Inventors: **Haruka Tojo**, Osaka (JP); **Masaaki Koutoku**, Hyogo (JP); **Hiroshi Sugimoto**, Shiga (JP)

(73) Assignee: **PANASONIC INTELLECTUAL PROPERTY MANAGEMENT CO., LTD.**, Osaka (JP)

(**) Term: **15 Years**

(21) Appl. No.: **29/612,880**

(22) Filed: **Aug. 4, 2017**

(30) **Foreign Application Priority Data**

Feb. 14, 2017 (JP) 2017-002804

(51) **LOC (11) Cl.** **15-05**

(52) **U.S. Cl.**
USPC **D32/6**

(58) **Field of Classification Search**
USPC D32/1, 5, 6, 10, 25, 28, 58
CPC D06F 23/04; D06F 33/02; D06F 39/02;
D06F 2204/065; D06F 25/00; D06F
35/006

See application file for complete search history.

(56) **References Cited**

U.S. PATENT DOCUMENTS

D532,563 S * 11/2006 Kim D32/6
D617,063 S * 6/2010 Bischoff D32/6
D640,430 S * 6/2011 Jee D32/6
D732,773 S * 6/2015 Chung D32/25
D743,130 S * 11/2015 Choi D32/25

D743,652 S * 11/2015 Chung D32/25
D743,653 S * 11/2015 Chung D32/25
D743,654 S * 11/2015 Chung D32/25
D758,027 S * 5/2016 Luang D32/6
D760,966 S * 7/2016 Lee D32/6
D764,119 S * 8/2016 Cho D32/6
D768,942 S * 10/2016 Luang D32/6
D772,495 S * 11/2016 Son D32/6
D824,124 S * 7/2018 Lee D32/6
D828,656 S * 9/2018 Chung D32/6

FOREIGN PATENT DOCUMENTS

EM 001825183-0001 2/2011
EM 002189605-0001 2/2011
EM 002418574-0001 3/2014
EM 002418574-0002 3/2014

(Continued)

Primary Examiner — Michelle E. Wilson

(74) *Attorney, Agent, or Firm* — Brinks Gilson & Lione

(57) **CLAIM**

We claim the ornamental design for a washing and drying machine, as shown and described.

DESCRIPTION

FIG. 1 is a front and top perspective view of a washing and drying machine of the present invention;

FIG. 2 is a front view thereof;

FIG. 3 is a top view thereof;

FIG. 4 is a bottom view thereof;

FIG. 5 is a right side view thereof;


FIG. 6 is a left side view thereof;

FIG. 7 is a rear view thereof; and,

FIG. 8 is a front and top perspective view thereof with a front door being in an open state.

The broken lines shown represent unclaimed subject matter and form no part of the claimed design. Additionally, the unevenly broken lines in the drawings define the limits of the claimed design.

1 Claim, 8 Drawing Sheets



(56)

References Cited

FOREIGN PATENT DOCUMENTS

EM	002418574-0005	3/2014
EM	002418574-0007	3/2014
EM	002418574-0013	3/2014

* cited by examiner

FIG. 1

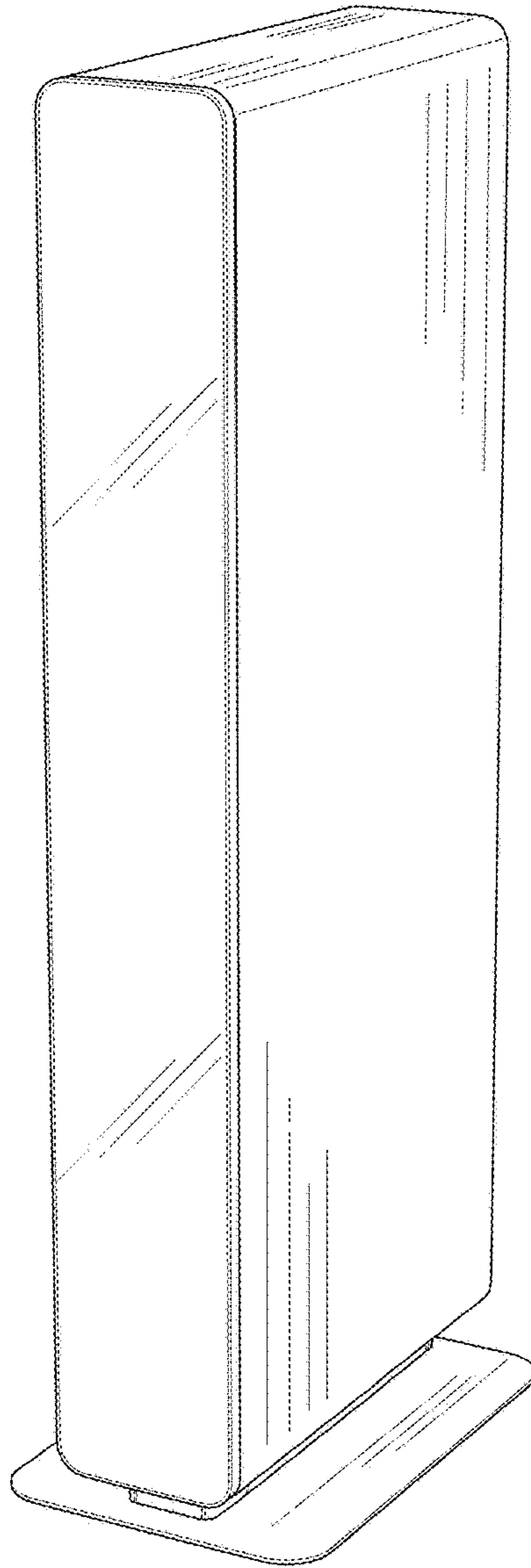


FIG. 2

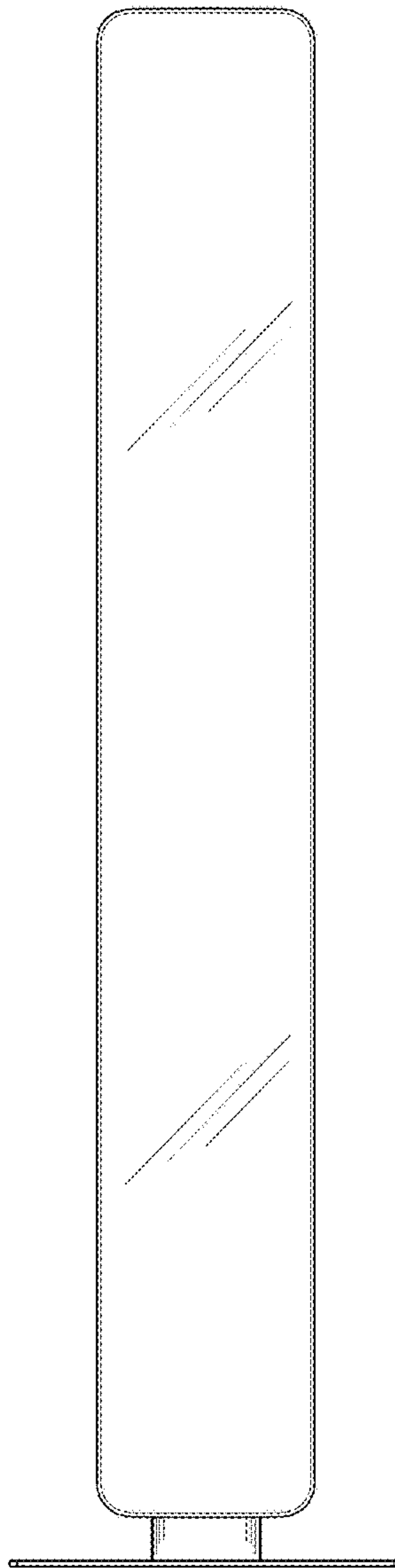


FIG. 3




FIG. 4




FIG. 5




FIG. 6




FIG. 7

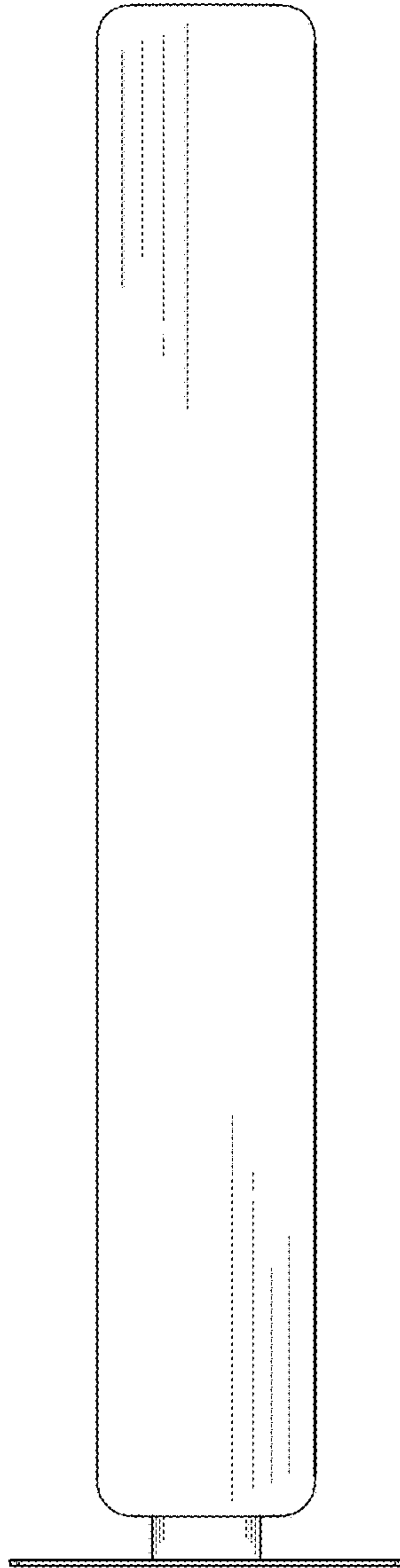


FIG. 8

