



US00D846203S

(12) **United States Design Patent**
Lamerton

(10) **Patent No.:** **US D846,203 S**
(45) **Date of Patent:** **** Apr. 16, 2019**

- (54) **BIRD CAGE**
- (71) Applicant: **PetSmart Home Office, Inc.**, Phoenix, AZ (US)
- (72) Inventor: **Todd Lamerton**, Phoenix, AZ (US)
- (73) Assignee: **PetSmart Home Office, Inc.**, Phoenix, AZ (US)
- (**) Term: **15 Years**
- (21) Appl. No.: **29/658,304**
- (22) Filed: **Jul. 30, 2018**

D219,276 S *	11/1970	Marshall	D30/114
4,586,463 A *	5/1986	Braeuner	A01K 31/06 119/462
D360,493 S *	7/1995	Kohus	D30/114
D424,756 S *	5/2000	Huang	D30/119
D425,675 S *	5/2000	Bonder	D30/124
D533,317 S *	12/2006	Yang	D30/110
7,188,584 B1 *	3/2007	Wright	A01K 1/0356 119/464
D664,302 S *	7/2012	Lee	D30/112
D664,718 S *	7/2012	Lee	D30/112
D703,390 S *	4/2014	Scott	D30/108
D719,704 S *	12/2014	Lee	D30/108
D767,215 S *	9/2016	Lalonde	D30/112
2002/0088409 A1 *	7/2002	Huang	A01K 31/06 119/459
2009/0288614 A1 *	11/2009	Connot	A01K 1/0088 119/501

Related U.S. Application Data

- (62) Division of application No. 29/617,132, filed on Sep. 12, 2017, now Pat. No. Des. 827,944.
- (51) **LOC (11) Cl.** **30-02**
- (52) **U.S. Cl.**
USPC **D30/114**
- (58) **Field of Classification Search**
USPC D30/108–117, 124, 125, 126, 127, 128, D30/199; D25/15, 7, 21, 22, 45, 63; D6/332; 119/52.1, 52.2, 52.3, 52.4, 57.8, 119/57.9, 69.5, 459, 428–429, 453, 460, 119/461–464, 468–469, 474, 475, 479, 119/482, 497–498, 499, 501; 206/501; 292/80, 256; 446/126
CPC A01K 1/0035; A01K 1/034; A01K 31/06; A01K 31/08; E06B 9/02; E06B 9/04; E06B 9/0607; E06B 7/32
See application file for complete search history.

(56) **References Cited**

U.S. PATENT DOCUMENTS

- 300,249 A * 6/1884 Gregory A01K 1/0356
119/464
- 436,475 A * 9/1890 Gilbert A01K 31/06
119/459

(Continued)

Primary Examiner — Barbara Fox
Assistant Examiner — Mehri F Bajoul
(74) *Attorney, Agent, or Firm* — Duane Morris LLP

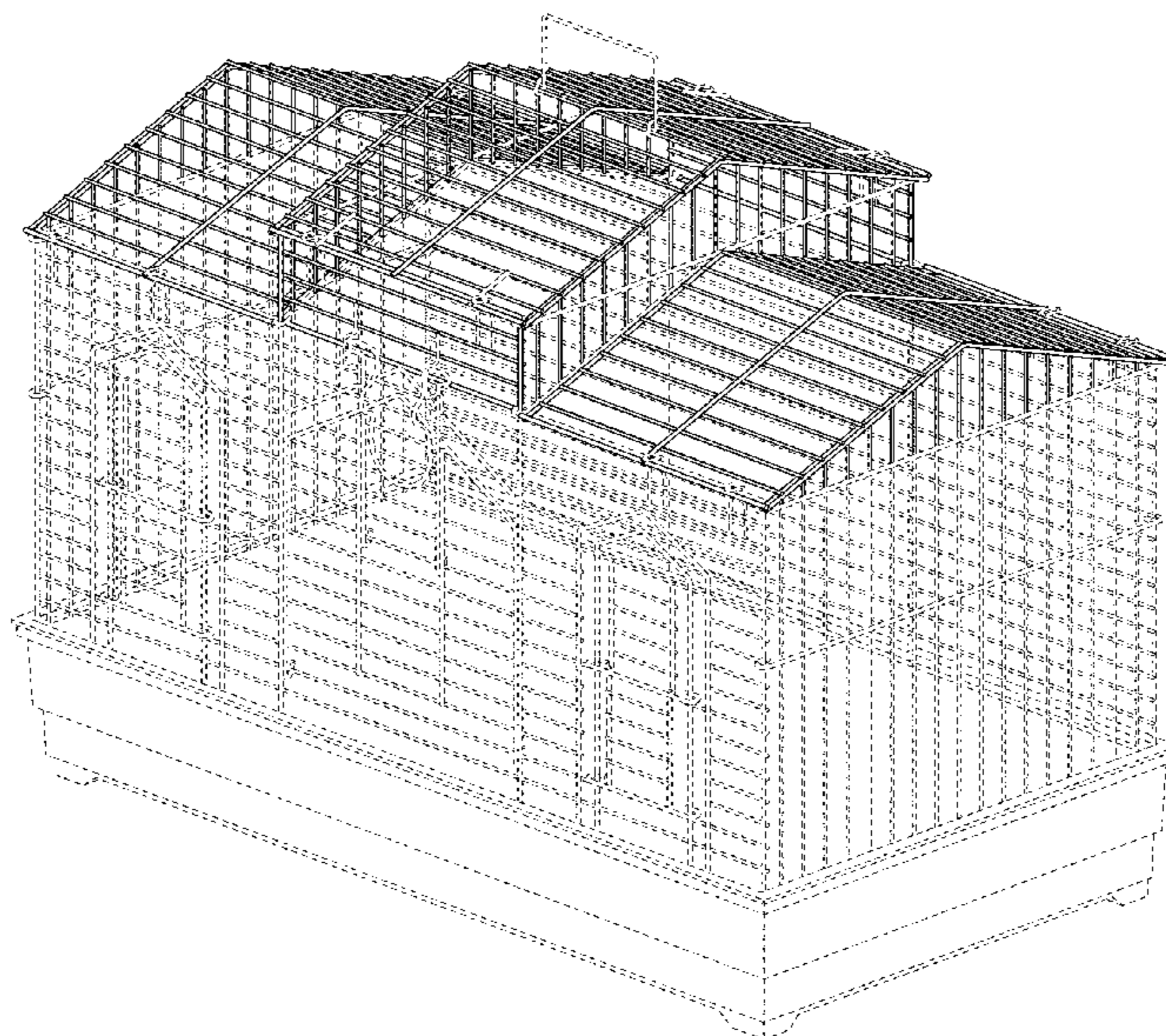
(57) **CLAIM**

I claim the ornamental design for a bird cage, as shown and described.

DESCRIPTION

FIG. 1 is a perspective view of a bird cage showing my new design.
FIG. 2 is a front elevational view thereof.
FIG. 3 is a rear elevational view thereof.
FIG. 4 is a right side elevational view thereof.
FIG. 5 is a left side elevational view thereof.
FIG. 6 is a top plan view thereof; and,
FIG. 7 is a bottom plan view thereof.
The broken lines shown in the drawings depict portions of the bird cage that form no part of the claimed design.

1 Claim, 6 Drawing Sheets



(56)

References Cited

U.S. PATENT DOCUMENTS

2012/0186529 A1* 7/2012 Cantwell A01K 1/0245
119/474
2013/0192533 A1* 8/2013 Lamke A01K 1/033
119/499
2015/0305297 A1* 10/2015 Link A01K 1/0245
119/474
2016/0157456 A1* 6/2016 Volin A01K 1/0035
119/496

* cited by examiner

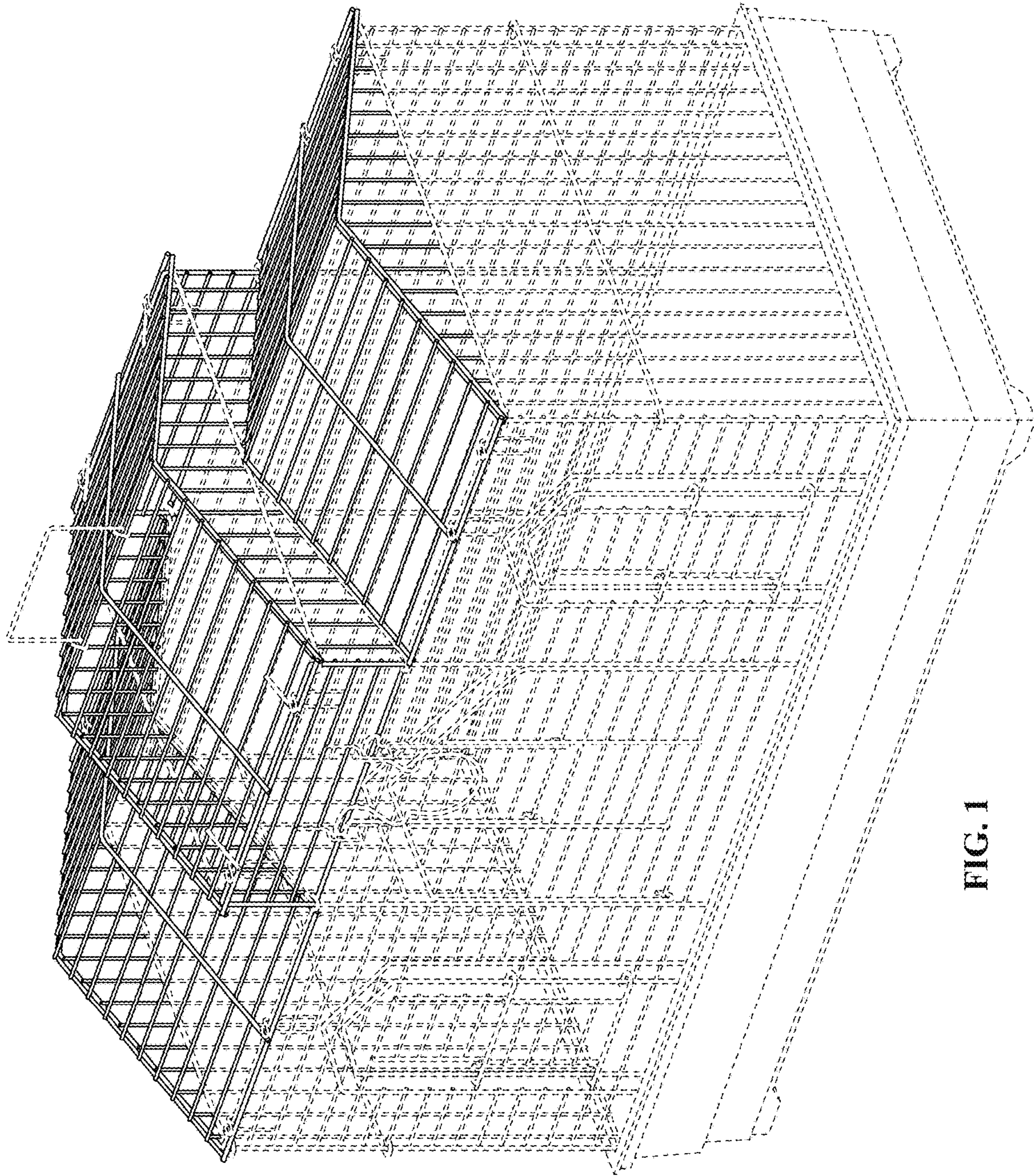


FIG. 1

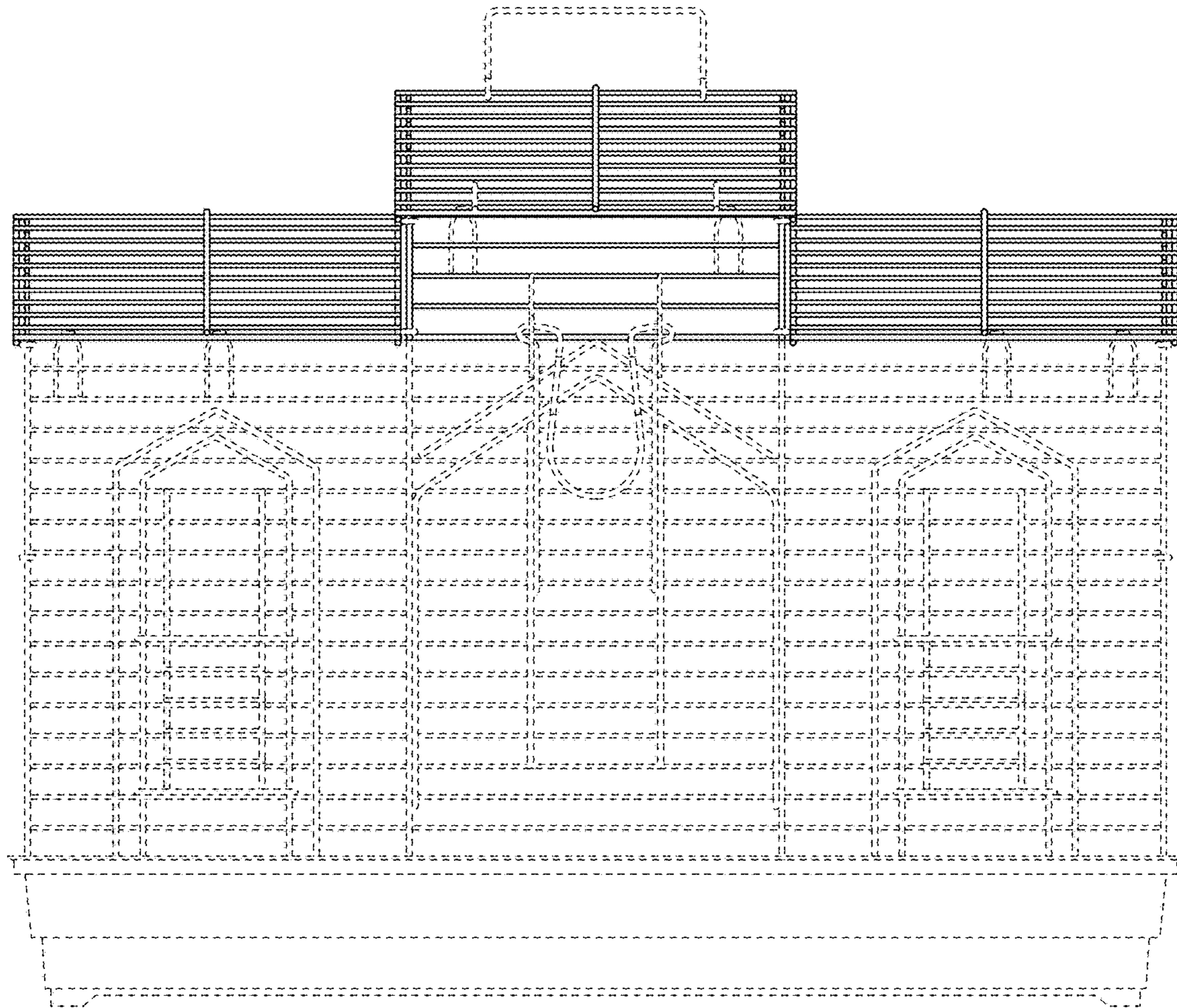


FIG. 2

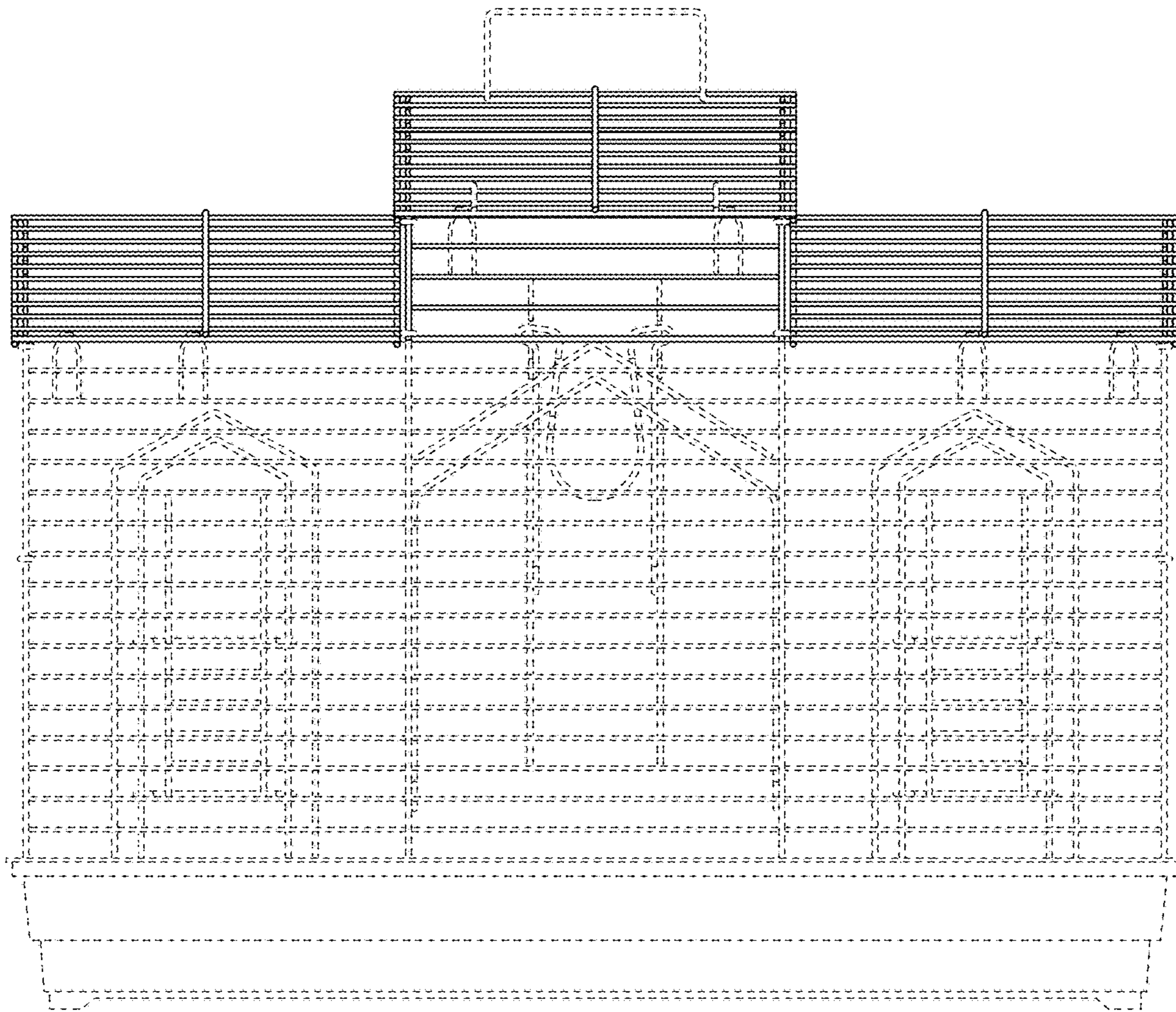


FIG. 3

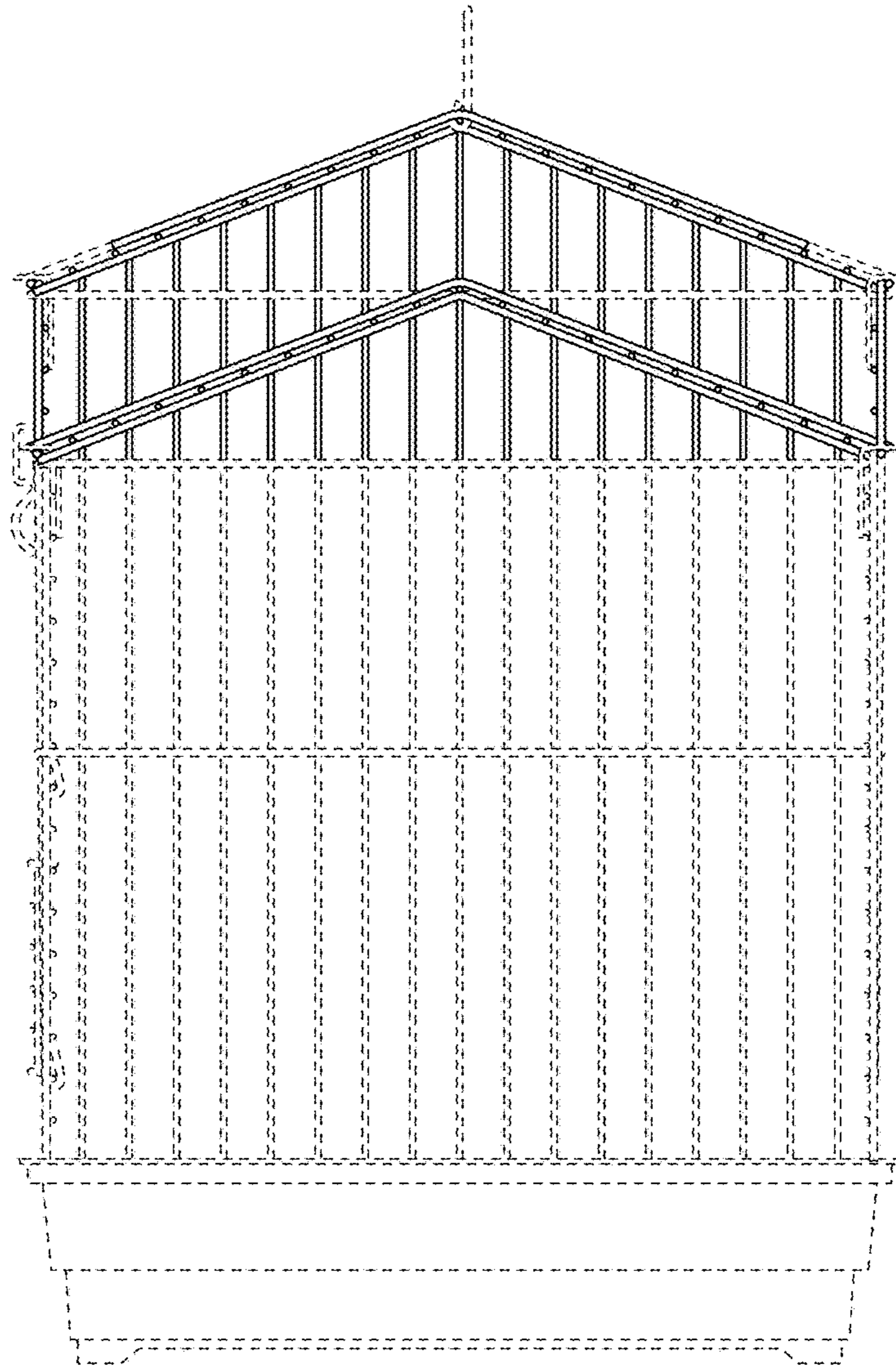


FIG. 4




FIG. 5

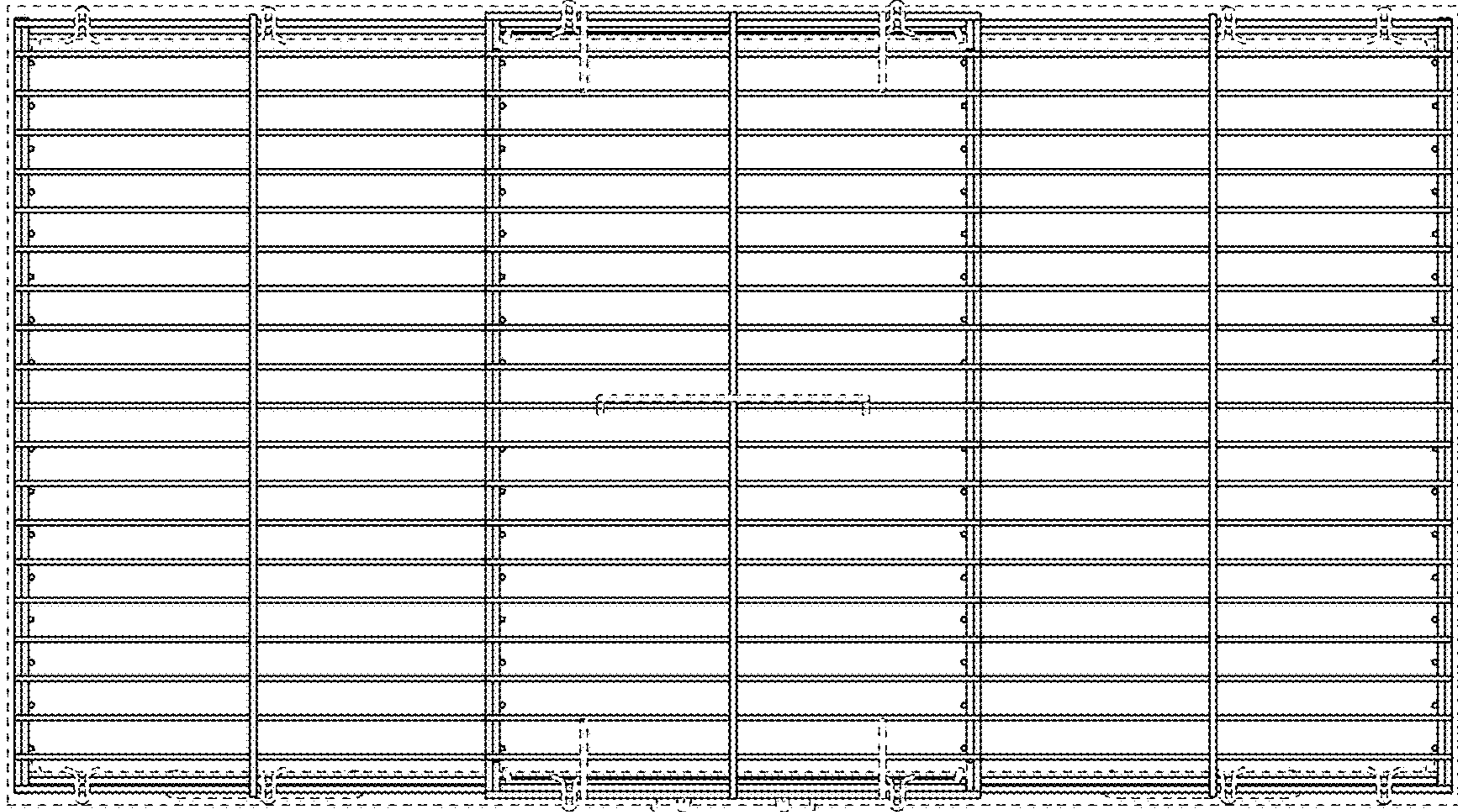


FIG. 6



FIG. 7