



US00D846199S

(12) **United States Design Patent**
Chae

(10) **Patent No.:** **US D846,199 S**

(45) **Date of Patent:** **** Apr. 16, 2019**

(54) **HELMET**

(71) Applicant: **Oakley, Inc.**, Foothill Ranch, CA (US)

(72) Inventor: **Daniel Soo Chae**, Mission Viejo, CA (US)

(73) Assignee: **Oakley, Inc.**, Foothill Ranch, CA (US)

(**) Term: **15 Years**

(21) Appl. No.: **29/602,152**

(22) Filed: **Apr. 28, 2017**

(51) **LOC (11) Cl.** **09-03**

(52) **U.S. Cl.**
USPC **D29/102**

(58) **Field of Classification Search**
USPC D29/102-110, 112, 122; D2/869, 870;
358/471; D16/208
CPC .. A63B 71/10; A42B 3/00; A42B 3/18; A42B
3/20; A42B 3/185; A42B 3/225; A42B
3/121; A42B 3/12; A42B 3/0406; A42B
3/10; A42B 1/04; A42B 1/041; A61F 9/06
See application file for complete search history.

(56) **References Cited**

U.S. PATENT DOCUMENTS

D344,159 S	2/1994	Kamata	
D352,803 S	11/1994	Sasaki et al.	
D372,559 S	8/1996	Murakami	
D387,501 S	12/1997	Cheng	
D389,280 S *	1/1998	Ho	D29/102
D407,857 S *	4/1999	Murakami	D29/102
D410,571 S *	6/1999	Lu	D29/102
D413,185 S *	8/1999	Egger	D29/102
D427,727 S *	7/2000	Ho	D29/102
D436,695 S	1/2001	Ho	
D437,092 S *	1/2001	Ho	D29/102
D464,174 S	10/2002	Lu	
D464,175 S *	10/2002	Chiang	D29/102

D481,172 S *	10/2003	Ho	D29/102
D482,501 S *	11/2003	Ho	D29/102
D495,835 S *	9/2004	Ho	D29/102
D547,908 S	7/2007	Wise et al.	
D549,881 S *	8/2007	Chen	D29/102
D565,249 S *	3/2008	Fang	D29/102
D650,949 S *	12/2011	Richard	D29/102
D670,441 S	11/2012	Ho	
D679,865 S *	4/2013	Garneau	D29/102
D683,904 S	6/2013	Ho	
D724,788 S *	3/2015	Woxing	D29/102
D752,814 S	3/2016	Chilson et al.	
D759,899 S *	6/2016	Finiel	D29/102
9,357,810 B2 *	6/2016	Garneau	A42B 3/066

(Continued)

OTHER PUBLICATIONS

U.S. Appl. No. 29/602,144, filed Apr. 28, 2017, Chae.
U.S. Appl. No. 29/602,259, filed Apr. 28, 2017, Garfias.

Primary Examiner — Ruth McInroy
(74) *Attorney, Agent, or Firm* — Sterne, Kessler,
Goldstein & Fox P.L.L.C.

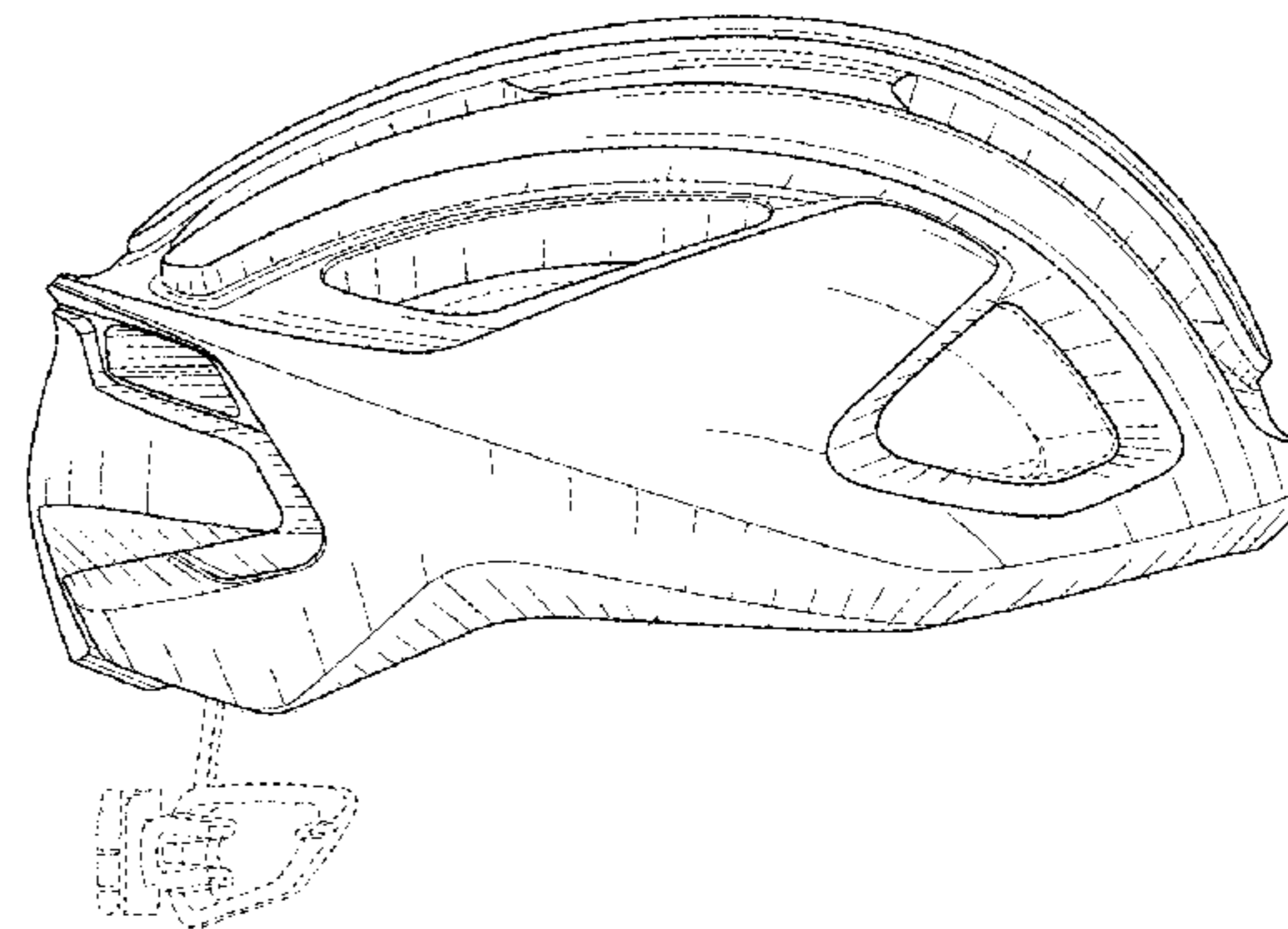
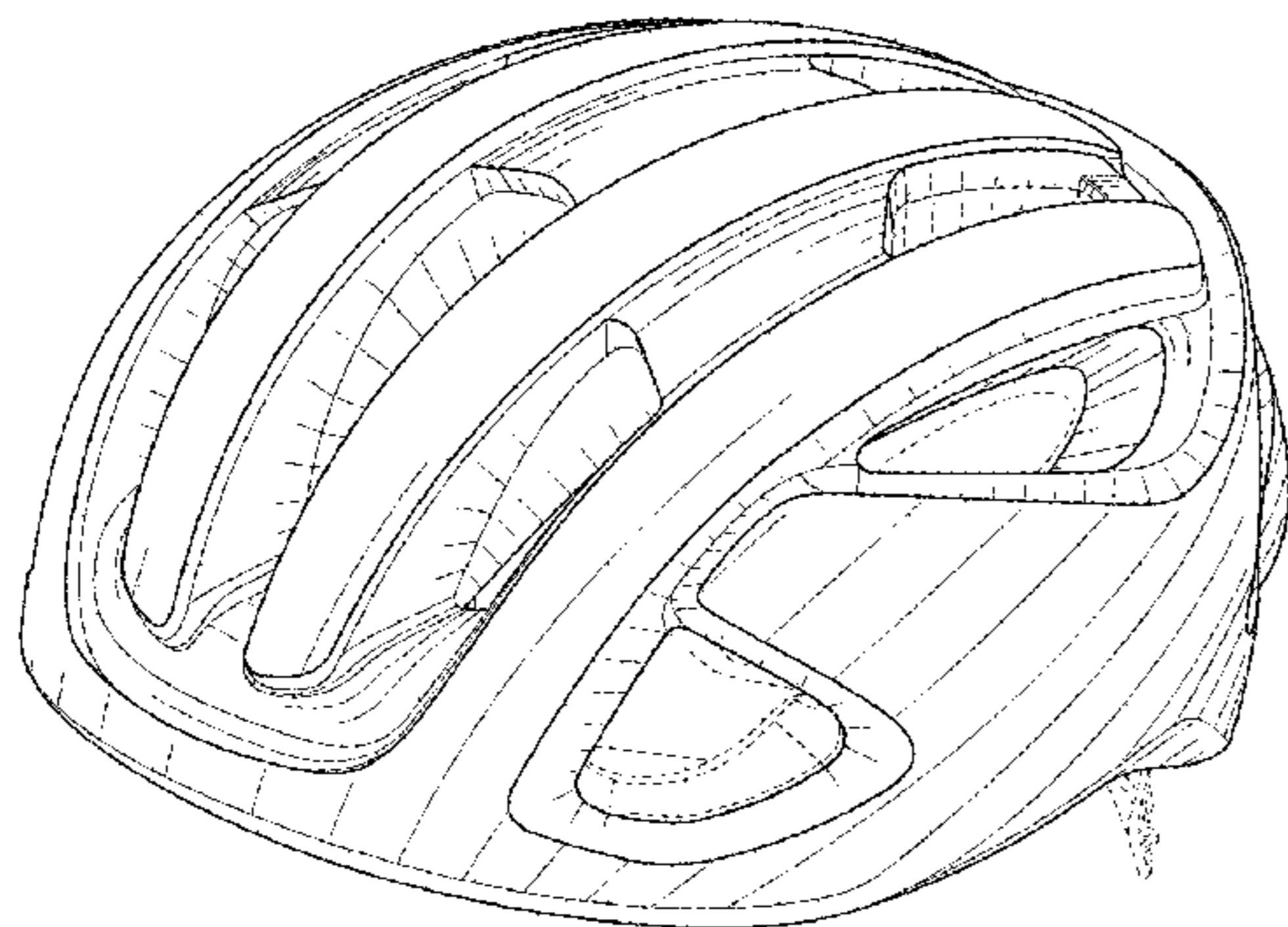
(57) **CLAIM**

The ornamental design for a helmet, as shown and described.

DESCRIPTION

FIG. 1 is a front perspective view of a helmet showing the claimed design.
FIG. 2 is a front elevational view thereof;
FIG. 3 is a rear elevational view thereof;
FIG. 4 is a right side elevational view thereof, the left side elevational view being a mirror image thereof;
FIG. 5 is a top plan view thereof; and,
FIG. 6 is a bottom plan view thereof.
The broken lines in the Figures show portions of the helmet which form no part of the claimed design.

1 Claim, 6 Drawing Sheets



(56)

References Cited

U.S. PATENT DOCUMENTS

D773,739 S 12/2016 Yoo et al.
D779,126 S 2/2017 Uhm

* cited by examiner

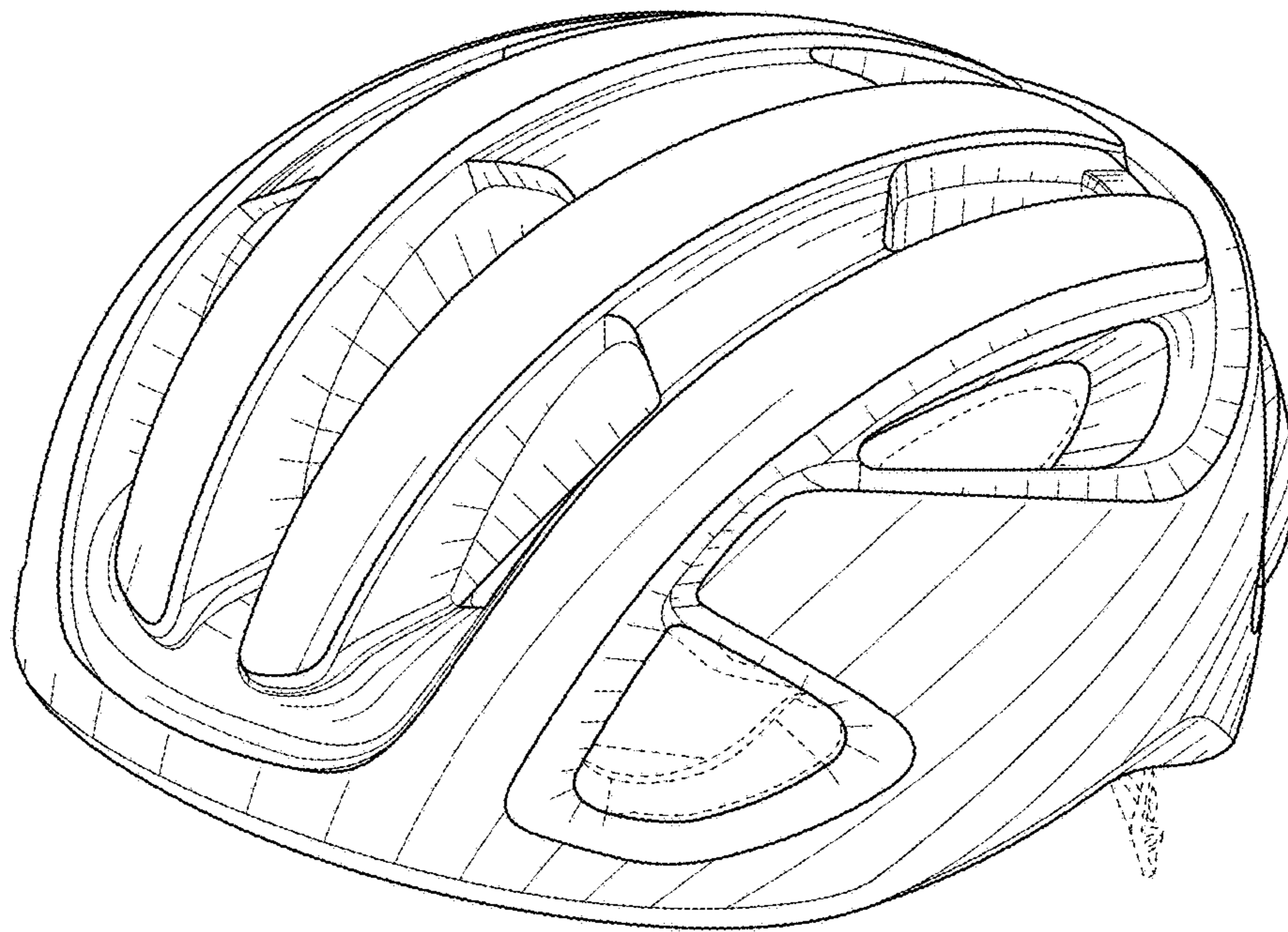


FIG. 1

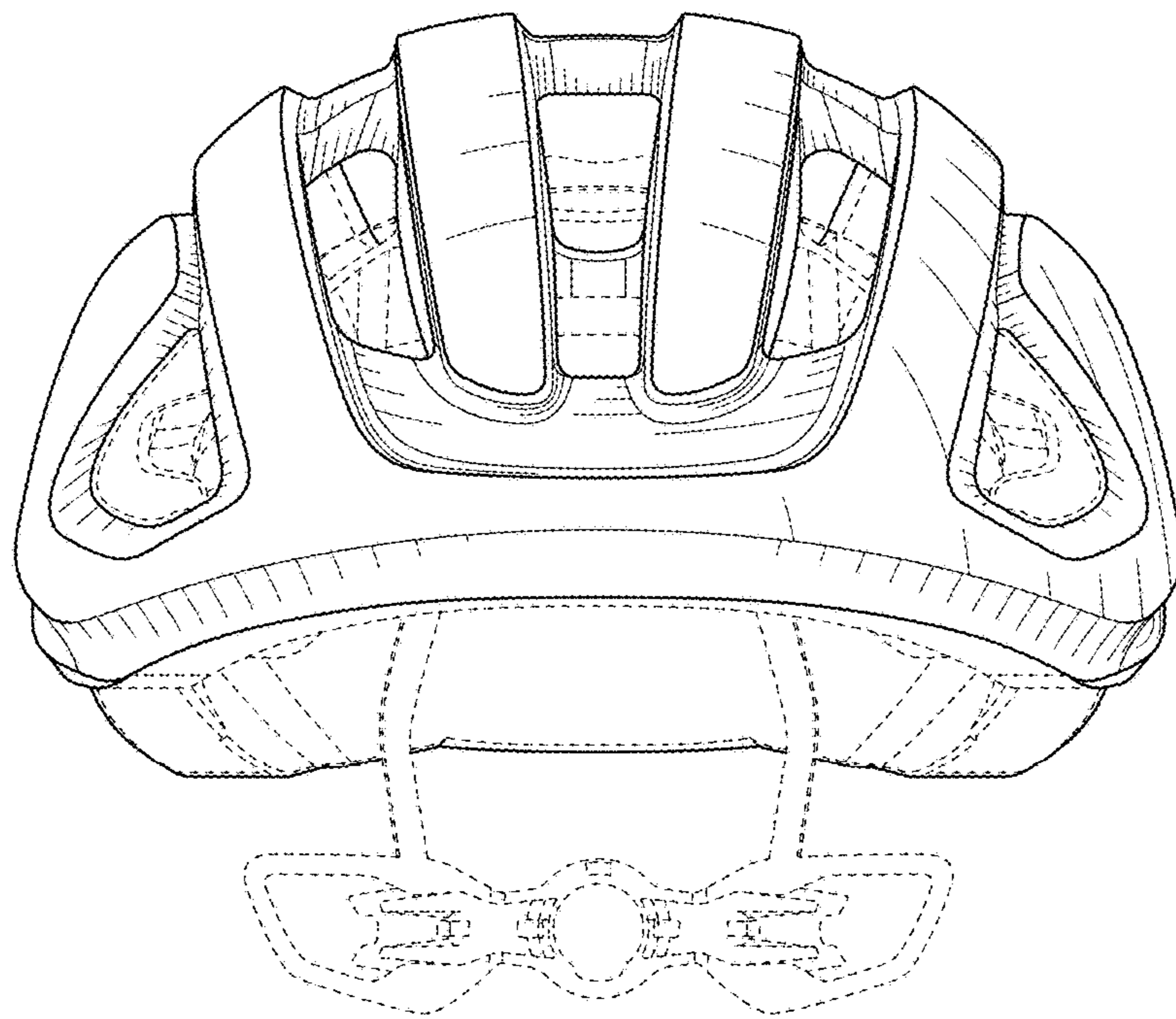


FIG. 2

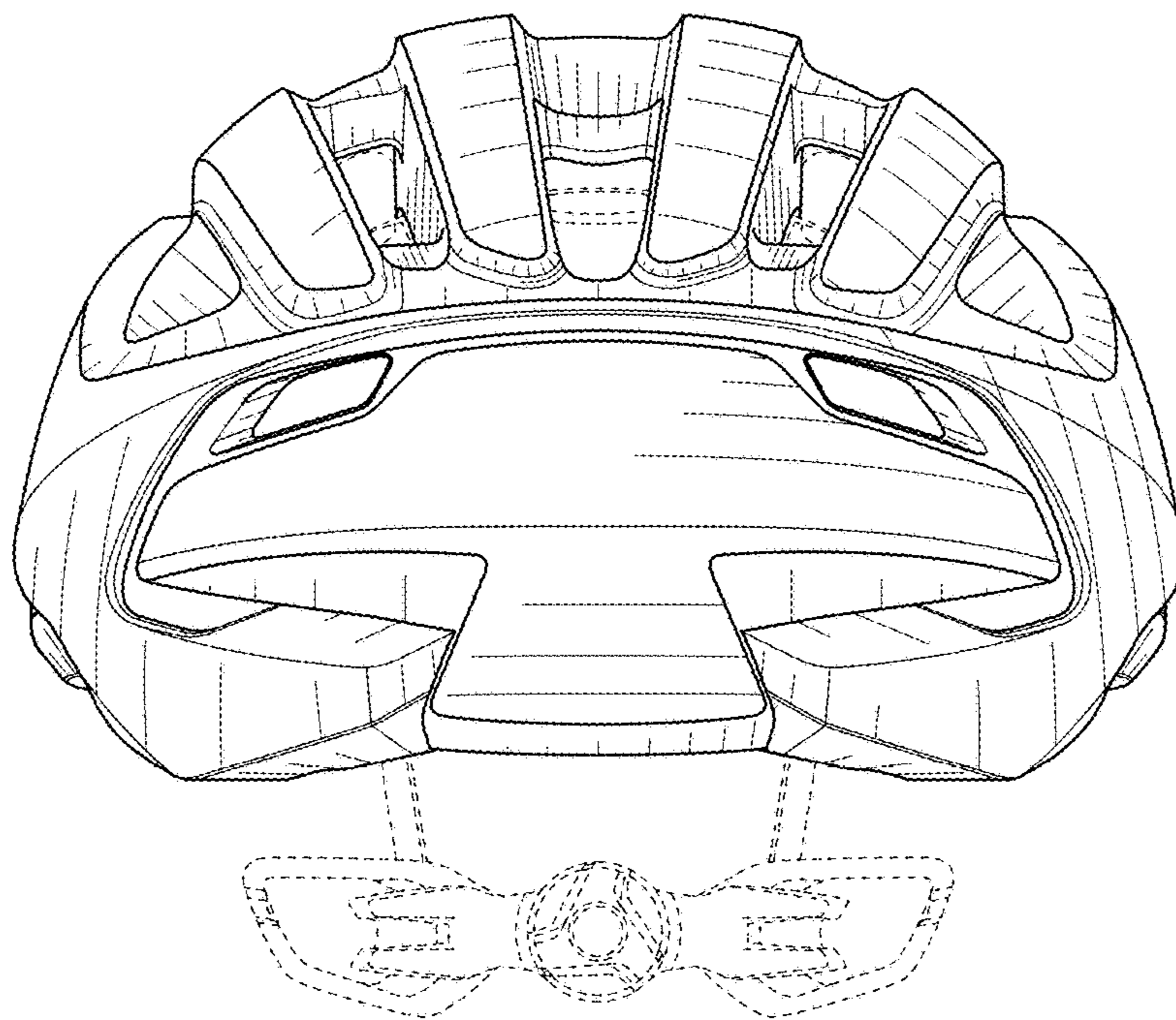


FIG. 3

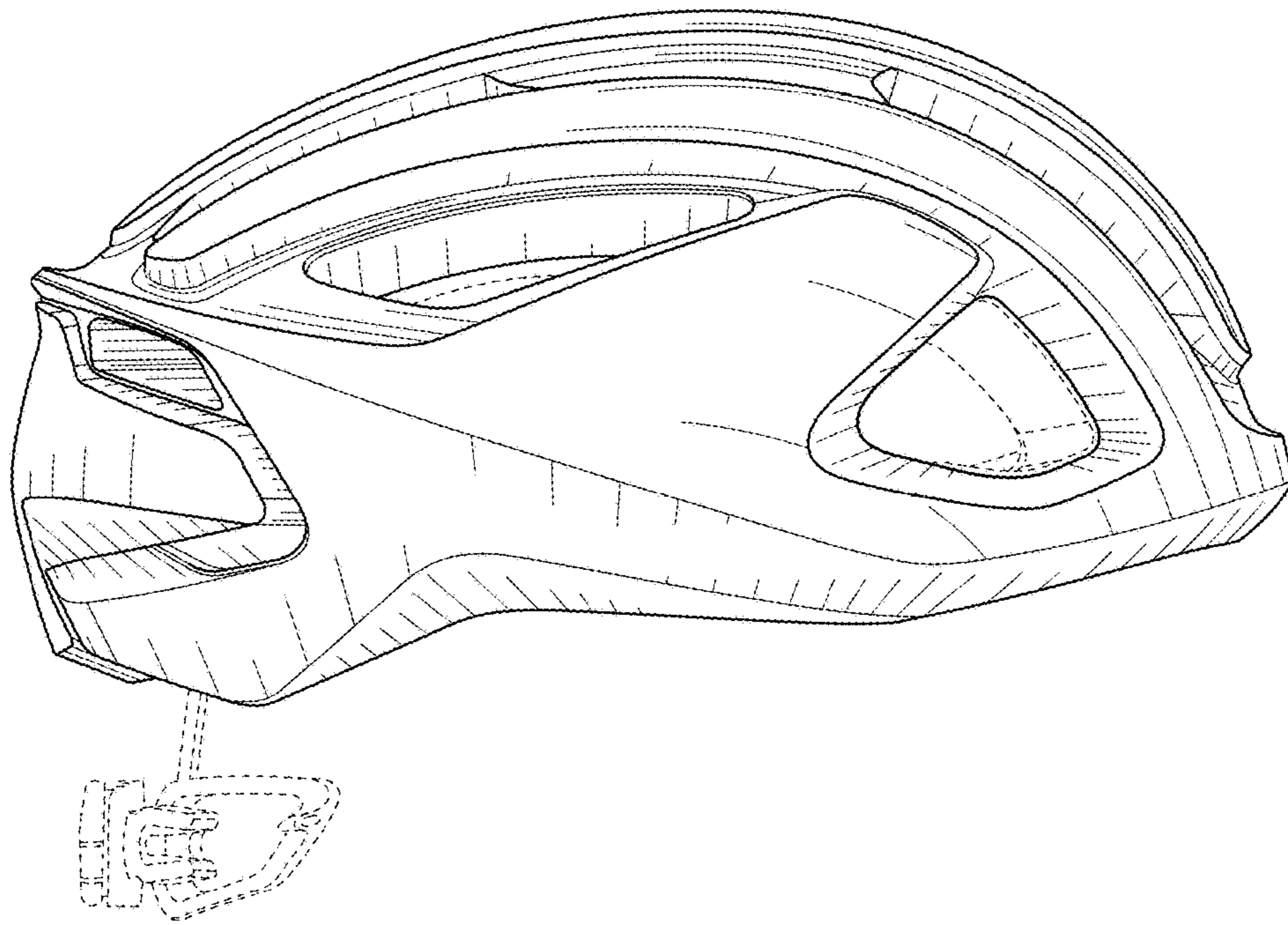


FIG. 4

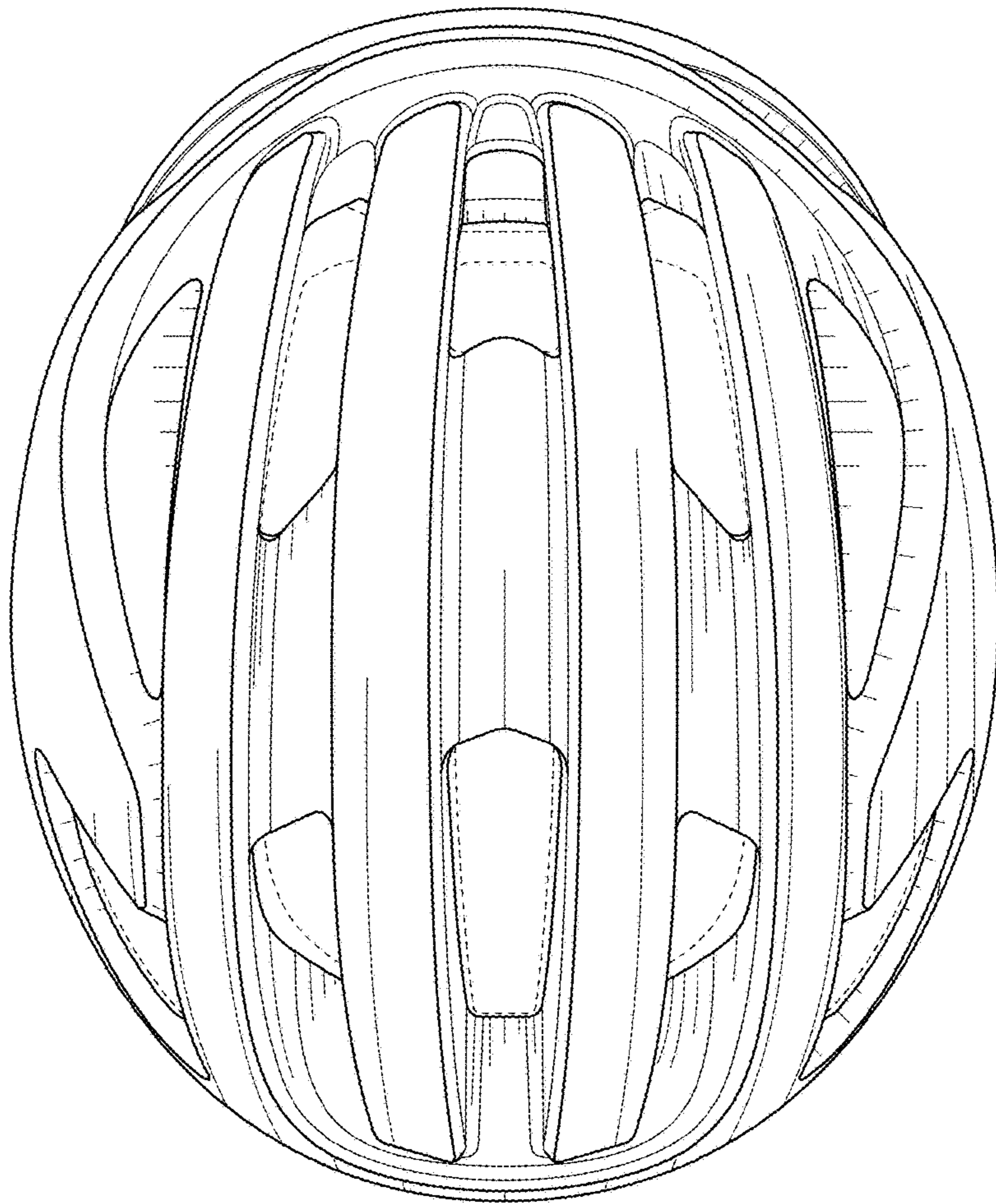


FIG. 5

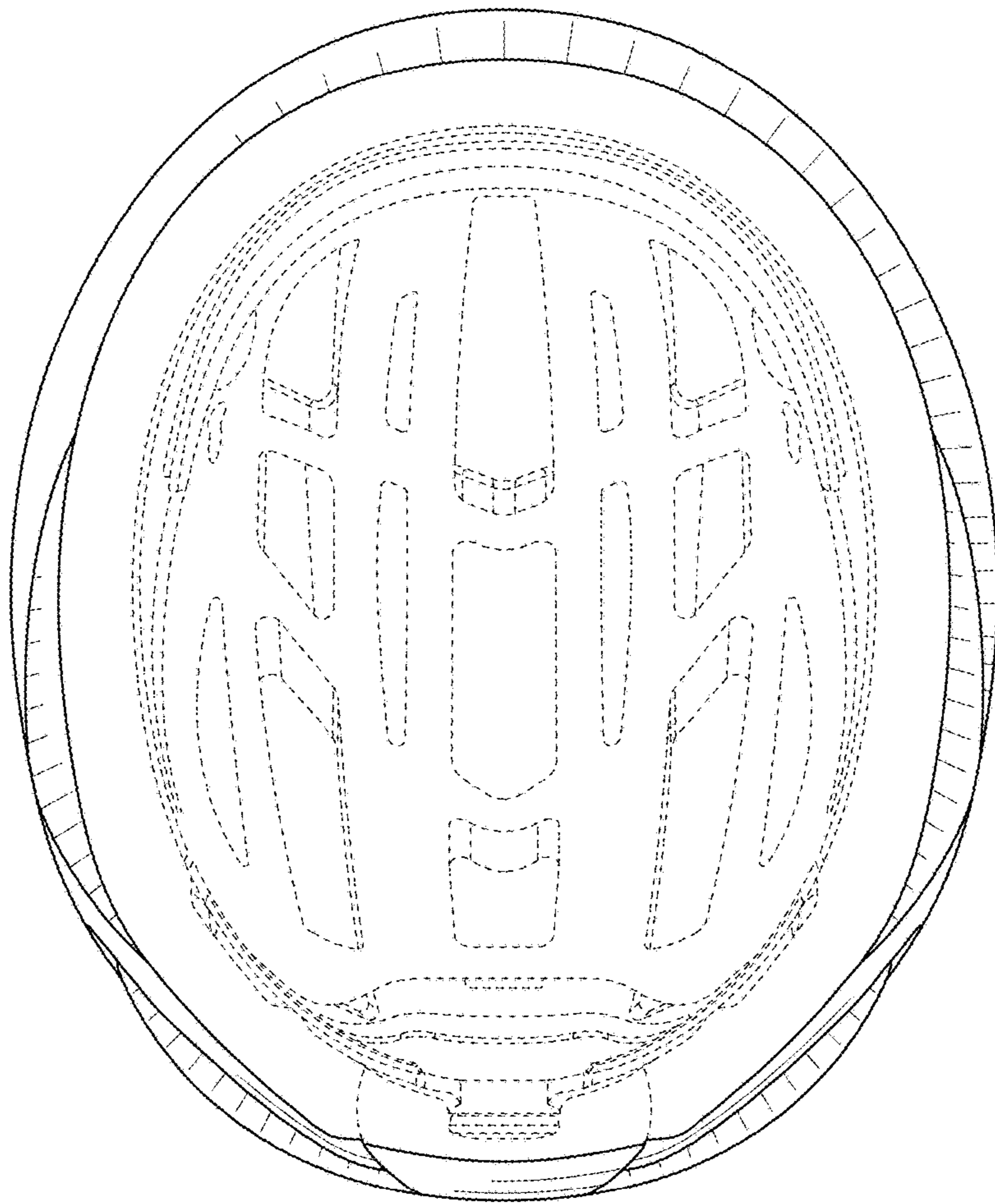


FIG. 6