



US00D846193S

(12) **United States Design Patent**  
**Vazquez**

(10) **Patent No.:** **US D846,193 S**

(45) **Date of Patent:** **\*\* Apr. 16, 2019**

(54) **FINGERNAIL GROOMING APPARATUS**

(71) Applicant: **Edmundo Vazquez**, Orlando, FL (US)

(72) Inventor: **Edmundo Vazquez**, Orlando, FL (US)

(\*\*) Term: **15 Years**

(21) Appl. No.: **29/642,069**

(22) Filed: **Mar. 27, 2018**

(51) **LOC (11) Cl.** ..... **28-03**

(52) **U.S. Cl.**  
USPC ..... **D28/57**

(58) **Field of Classification Search**  
USPC ..... D28/7, 55-62, 99; D24/149, 154  
CPC ..... A45D 29/00; A45D 44/00; A45D 29/16;  
A45D 29/18; A45D 29/02; A45D  
2029/026; A41G 5/02

See application file for complete search history.

(56) **References Cited**

**U.S. PATENT DOCUMENTS**

D116,216 S *	8/1939	Brekke	.....	132/73
D246,000 S *	10/1977	Yacos	.....	D28/57
D308,735 S *	6/1990	Cane	.....	D28/57
D433,537 S *	11/2000	Schoon	.....	D28/56
D573,309 S *	7/2008	Wittke-Kothe	.....	D24/149
D577,461 S *	9/2008	Wittke-Kothe	.....	D24/149
D588,748 S *	3/2009	Wittke-Kothe	.....	D24/149
D588,749 S *	3/2009	Wittke-Kothe	.....	D24/149

D600,407 S *	9/2009	Padain	.....	D28/44.1
D742,069 S *	10/2015	Izquierdo Lopez	.....	D28/57
D819,265 S *	5/2018	Crane	.....	D28/7
D832,518 S *	10/2018	Gomes	.....	D28/57
D832,519 S *	10/2018	Gomes	.....	D28/57
2005/0056295 A1 *	3/2005	Lam	.....	A45D 29/16 132/73.5
2008/0078085 A1 *	4/2008	Wittke-Kothe	.....	A45D 29/16 30/26
2018/0310687 A1 *	11/2018	Gomes	.....	A45D 29/18

\* cited by examiner

*Primary Examiner* — Jennifer Rivard

*Assistant Examiner* — Alison M Ofstun

(74) *Attorney, Agent, or Firm* — The Rapacke Law Group, P.A.

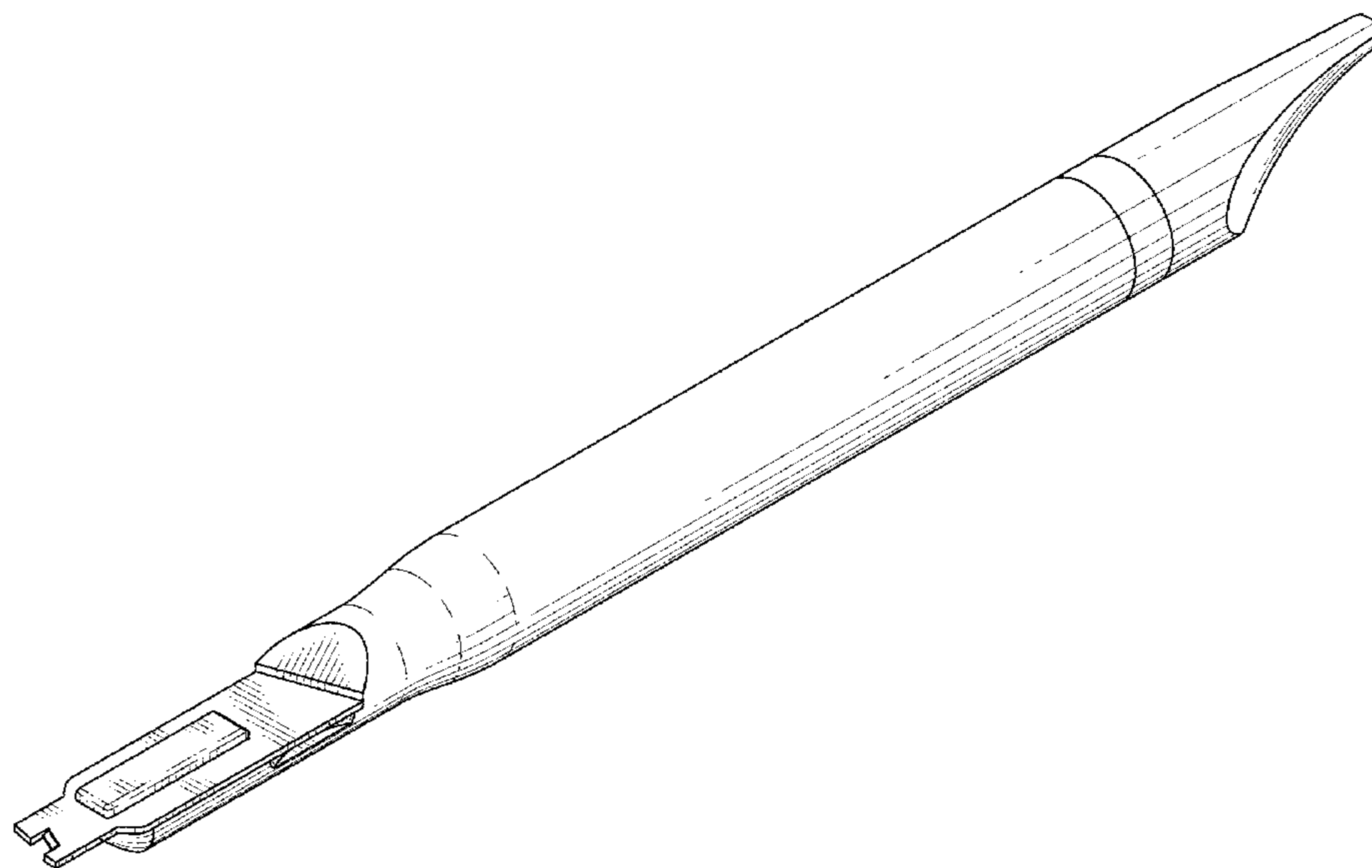
(57) **CLAIM**

The ornamental design for a fingernail grooming apparatus, as shown and described.

**DESCRIPTION**

FIG. 1 is a perspective view of a fingernail grooming apparatus showing my new design;  
FIG. 2 is a front elevational view thereof;  
FIG. 3 is a rear elevational view thereof;  
FIG. 4 is a left side elevational view thereof;  
FIG. 5 is a right side elevational view thereof;  
FIG. 6 is a top plan view thereof; and,  
FIG. 7 is a bottom plan view thereof.

**1 Claim, 3 Drawing Sheets**



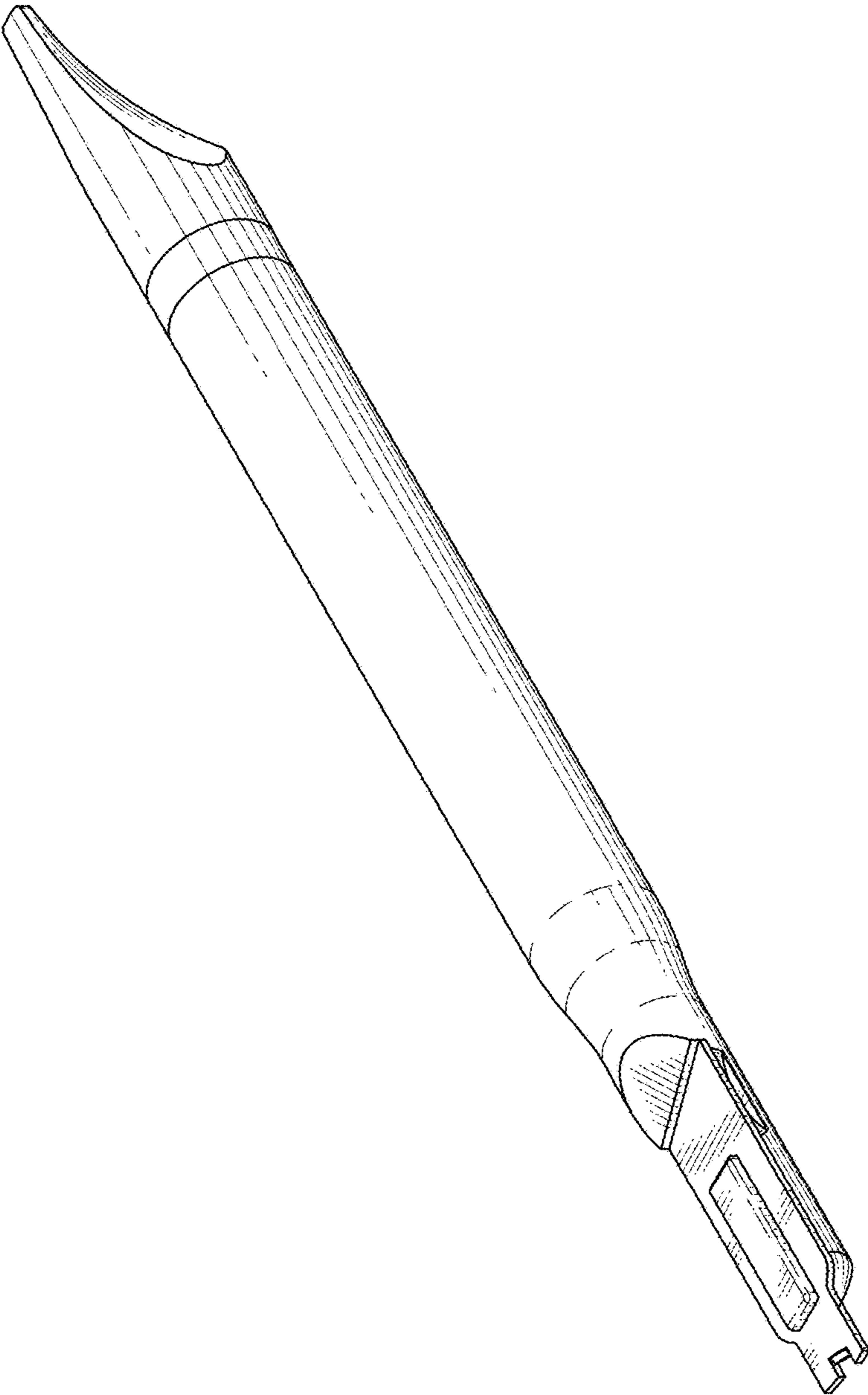




FIG. 1



**FIG. 2**



**FIG. 3**




FIG. 4




FIG. 5

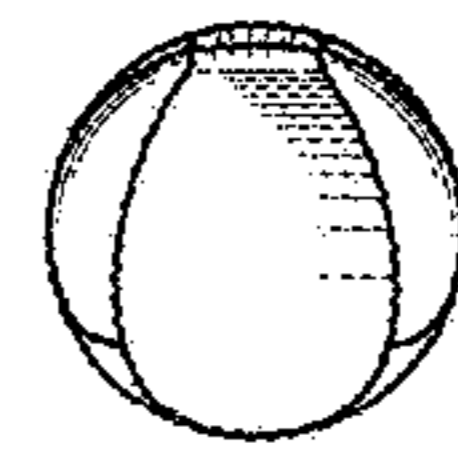


FIG. 6

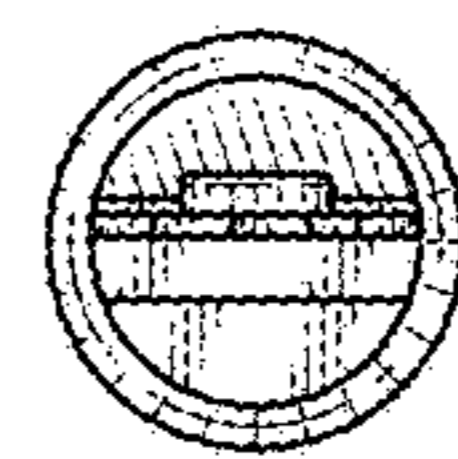


FIG. 7