



US00D846185S

(12) **United States Design Patent**
Shotwell

(10) **Patent No.:** **US D846,185 S**

(45) **Date of Patent:** **** Apr. 16, 2019**

(54) **GLASS WITH INTEGRATED RESTS FOR TOBACCO PRODUCTS**

(71) Applicant: **SAJ Group, LLC**, Chicago, IL (US)

(72) Inventor: **James A. Shotwell**, Chicago, IL (US)

(73) Assignee: **SAJ Group, LLC**, Chicago, IL (US)

(**) Term: **15 Years**

(21) Appl. No.: **29/649,958**

(22) Filed: **Jun. 4, 2018**

Related U.S. Application Data

(63) Continuation of application No. 29/584,992, filed on Nov. 18, 2016, now Pat. No. Des. 819,883, which is
(Continued)

(51) **LOC (11) Cl.** **27-03**

(52) **U.S. Cl.**
USPC **D27/118**

(58) **Field of Classification Search**
USPC D27/118, 135, 106, 102, 104, 105;
D7/514, 500, 510, 523, 532, 528;
(Continued)

(56) **References Cited**

U.S. PATENT DOCUMENTS

D244,302 S * 5/1977 Bradley D27/104
D309,352 S * 7/1990 Harder D27/135
(Continued)

Primary Examiner — Susan Bennett Hattan

Assistant Examiner — Rebecca Tsehaye

(74) *Attorney, Agent, or Firm* — Crawford Intellectual Property Law LLC; Brie A. Crawford; Marc J. Whipple

(57) **CLAIM**

The ornamental design for a glass with integrated rests for tobacco products, as shown and described.

DESCRIPTION

FIG. 1 depicts a top perspective view of the glass with integrated rests for tobacco products showing my new design and showing the base of the glass in broken line that forms no part of the claimed design;

FIG. 2 depicts a front elevational view of the glass with integrated rests for tobacco products shown in FIG. 1 and showing the base of the glass in broken line that forms no part of the claimed design;

FIG. 3 depicts a rear elevational view of the glass with integrated rests for tobacco products shown in FIG. 1 and the reverse view of FIG. 2 and showing the base of the glass in broken line that forms no part of the claimed design;

FIG. 4 depicts a top plan view of the glass with integrated rests for tobacco products shown in FIG. 1 and showing the base of the glass in broken line that forms no part of the claimed design;

FIG. 5 depicts a bottom plan view of the glass with integrated rests for tobacco products shown in FIG. 1 and the reverse view of FIG. 4 and showing the base of the glass in broken line that forms no part of the claimed design;

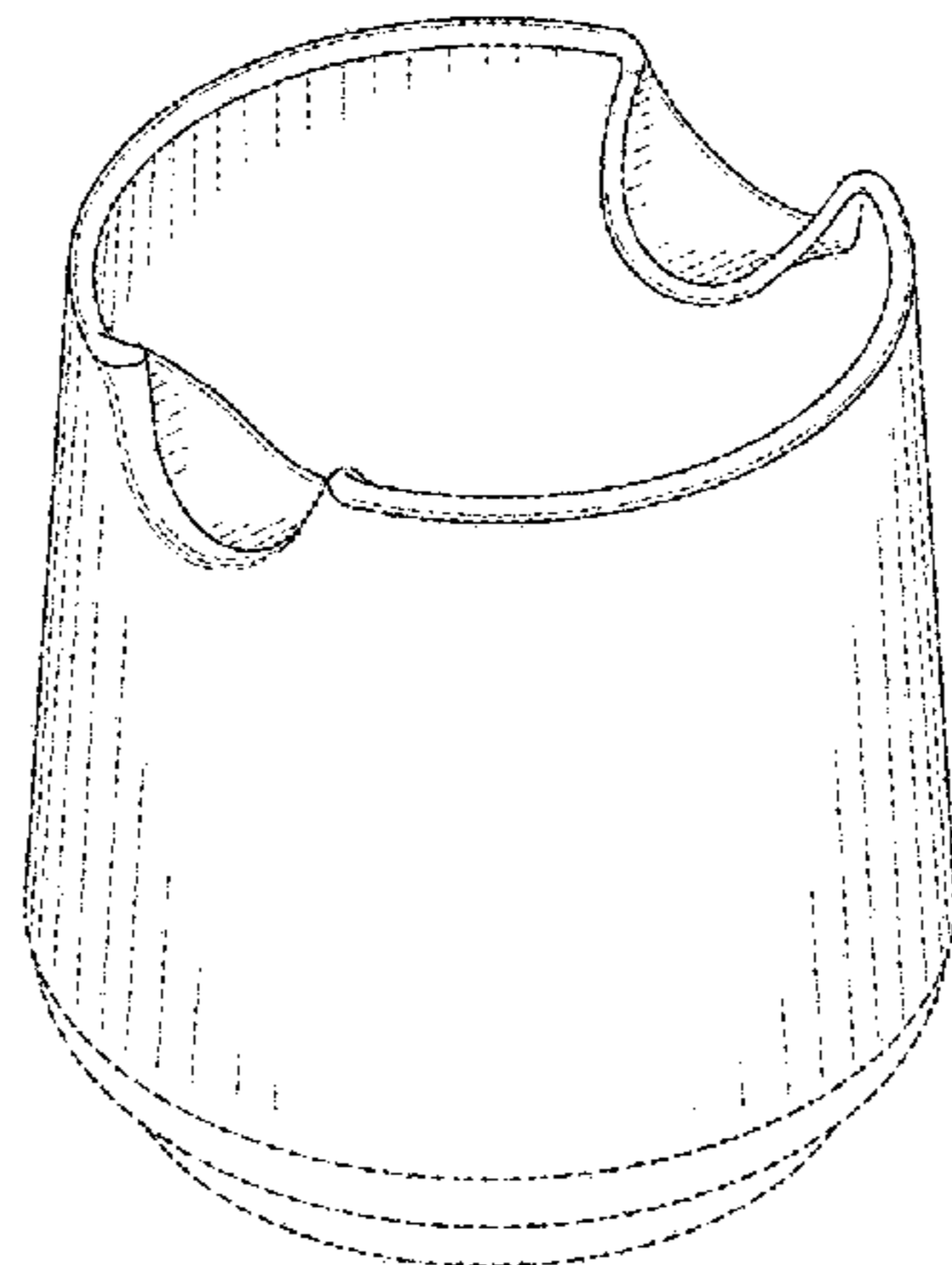
FIG. 6 depicts a left elevational view of the glass with integrated rests for tobacco products shown in FIG. 1 and showing the base of the glass in broken line that forms no part of the claimed design;

FIG. 7 depicts a right elevational view of the glass with integrated rests for tobacco products shown in FIG. 1 and the reverse view of FIG. 6 and showing the base of the glass in broken line that forms no part of the claimed design; and,

FIG. 8 depicts a top perspective view of the glass with integrated rests for tobacco products shown in FIG. 1 and showing a tobacco product and the base of the glass in broken line that forms no part of the claimed design.

The broken lines in FIGS. 1 through 8 depict a portion of the glass with integrated rests for tobacco products or a tobacco product that form no part of the claimed design.

1 Claim, 4 Drawing Sheets



Related U.S. Application Data

a continuation-in-part of application No. 15/355,718,
filed on Nov. 18, 2016.

(58) **Field of Classification Search**

USPC D9/774, 767, 763, 772, 777, 778, 414,
D9/428, 429; 131/231, 240, 240.1, 241,
131/242

CPC A24F 15/08; A24F 15/00

See application file for complete search history.

(56) **References Cited**

U.S. PATENT DOCUMENTS

D395,097	S	*	6/1998	Barton	D27/135
D455,225	S	*	4/2002	Whitlock	D27/133
D462,803	S	*	9/2002	Meoli	D27/135
D468,857	S	*	1/2003	Foote	D27/104
D493,011	S	*	7/2004	Foote	D27/104
D496,753	S	*	9/2004	Thornell	D27/105
D658,329	S	*	4/2012	Katz	D27/125
D771,439	S	*	11/2016	Miller	D7/509
D780,992	S	*	3/2017	Lozier	D27/103
D785,860	S	*	5/2017	Fischer	D27/102
D792,797	S	*	7/2017	Kirchick	D11/5
D819,883	S	*	6/2018	Shotwell	D27/118
D819,884	S	*	6/2018	Shotwell	D27/135
2018/0140006	A1	*	5/2018	Shotwell	A24F 13/12

* cited by examiner

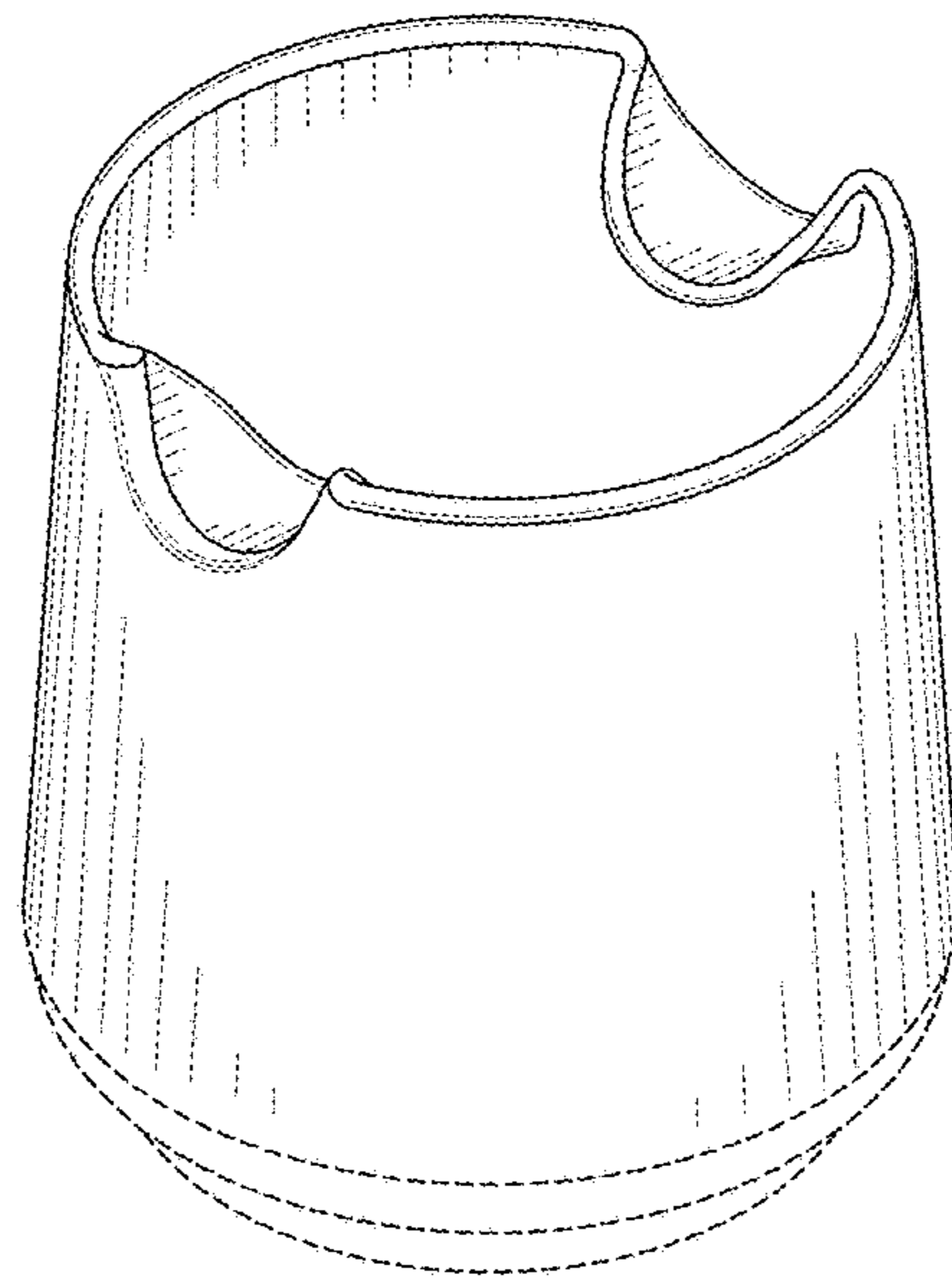


FIG. 1

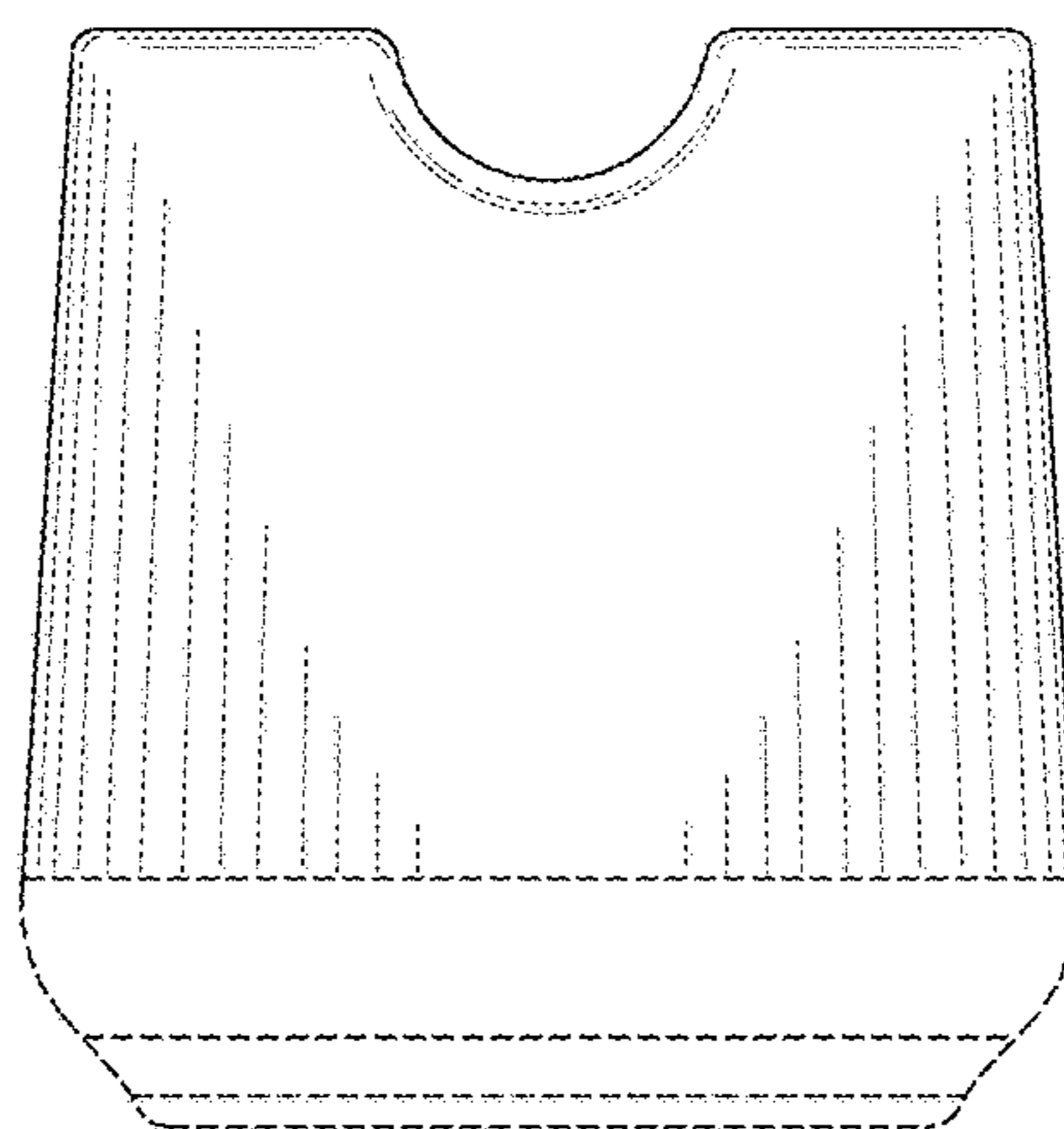


FIG. 2

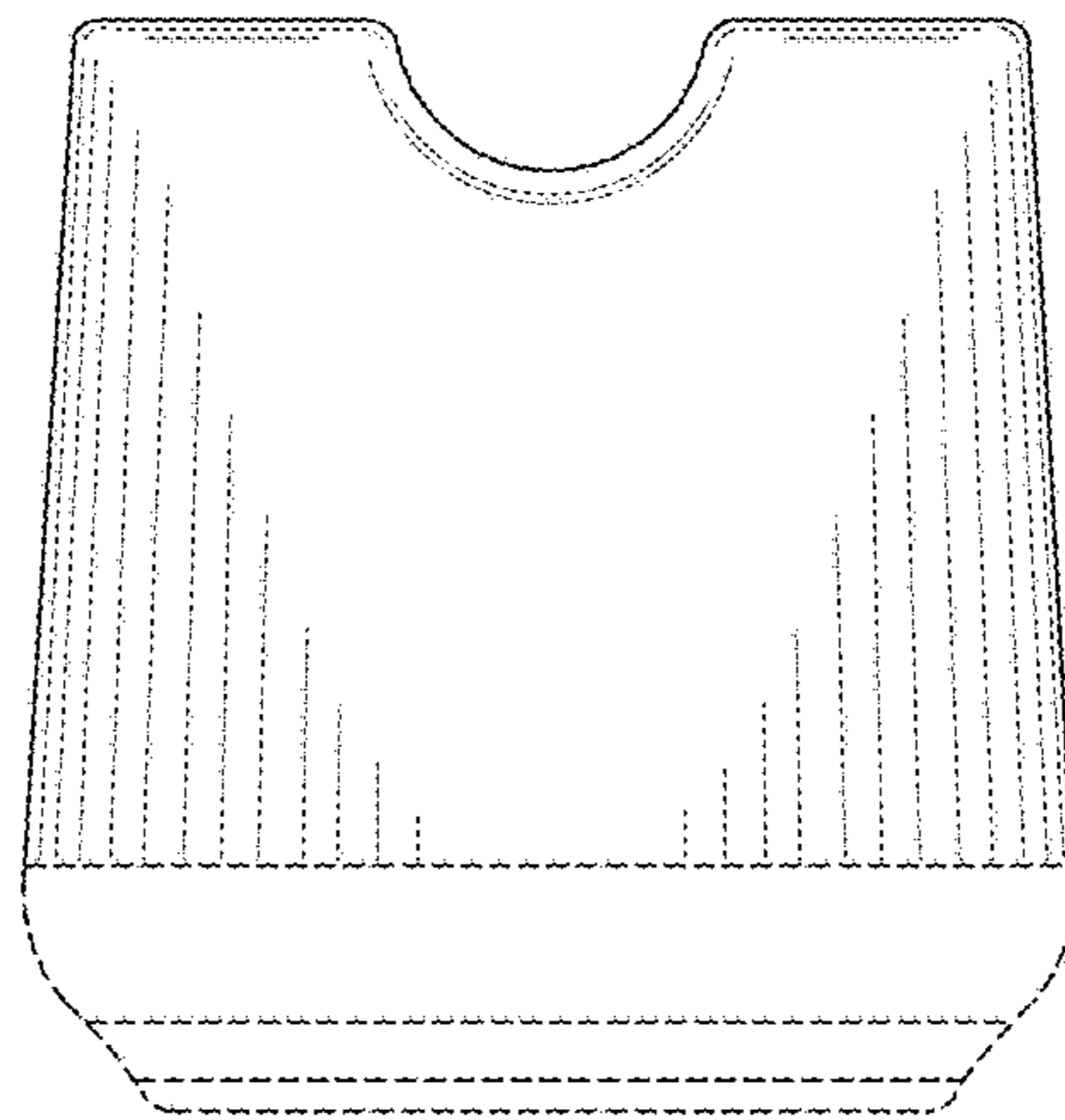


FIG. 3

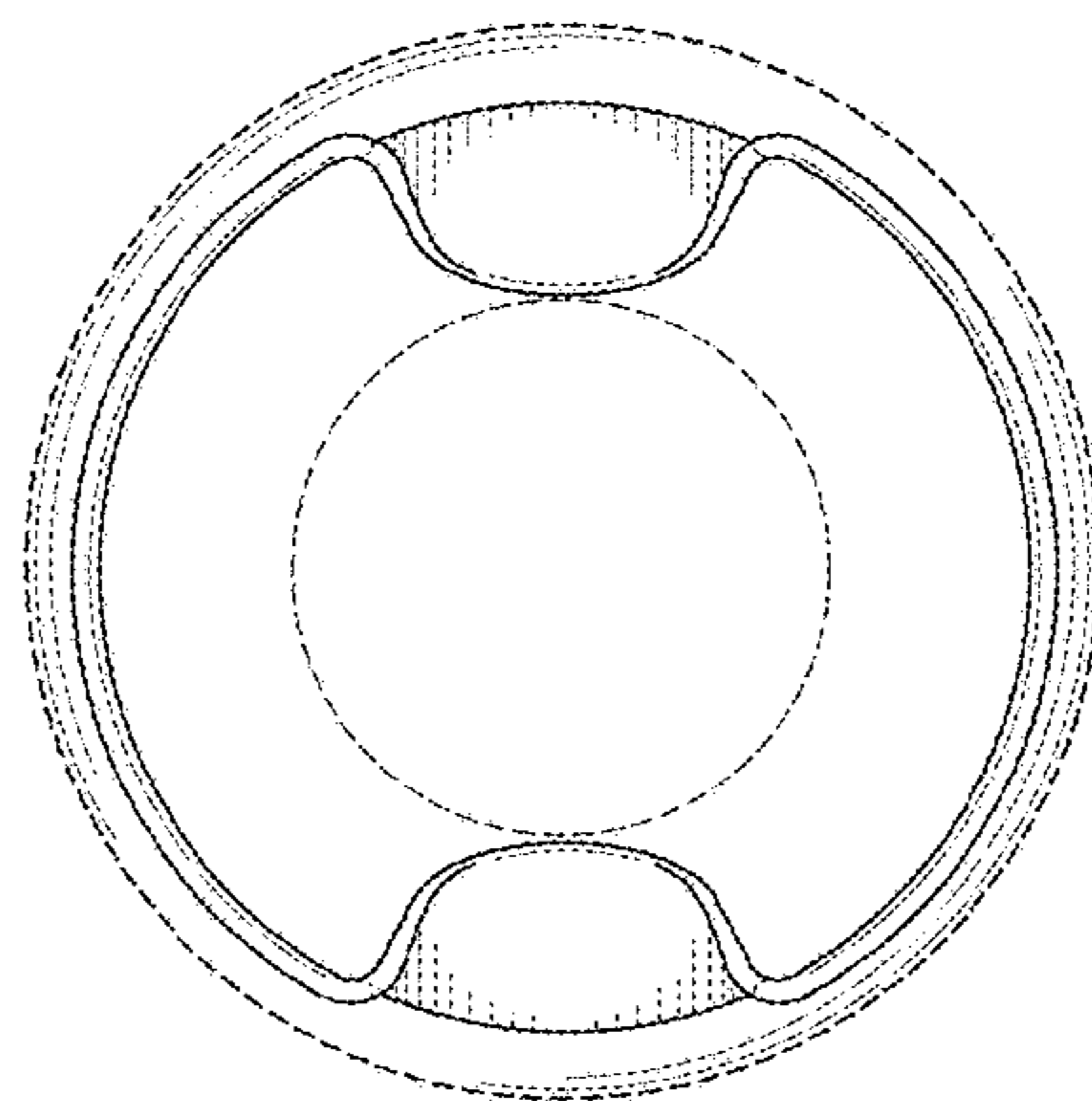


FIG. 4

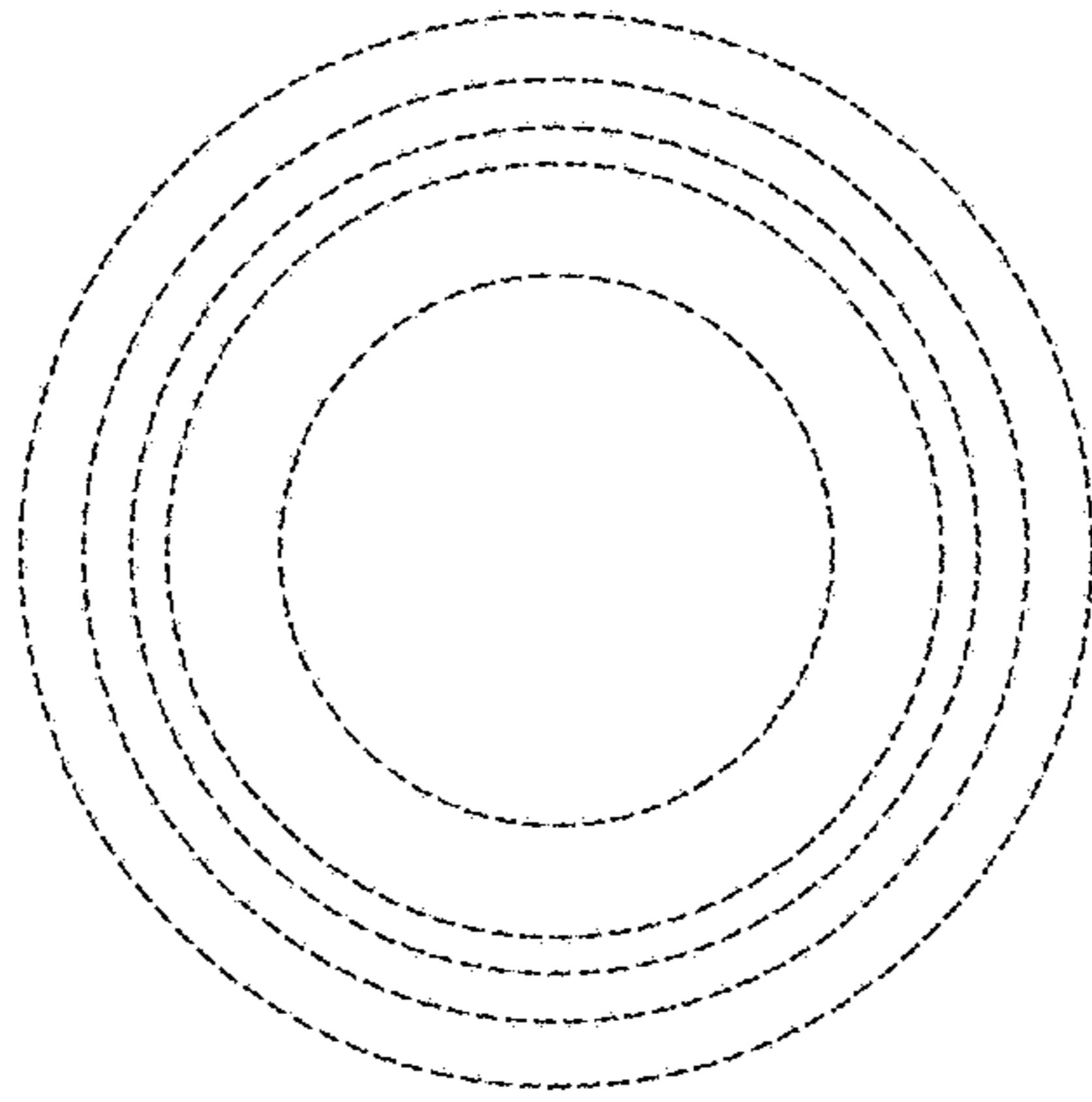


FIG. 5

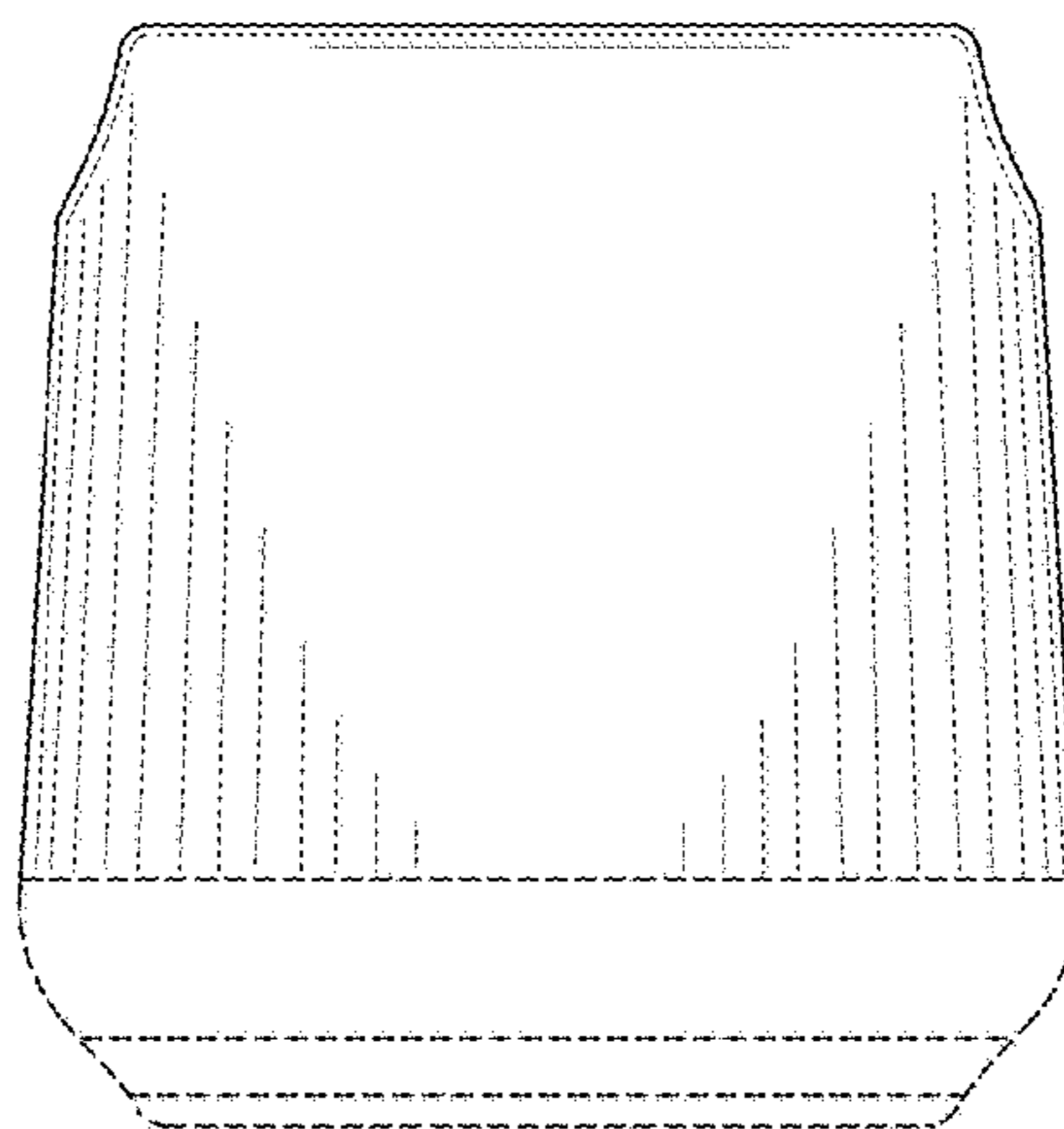


FIG. 6

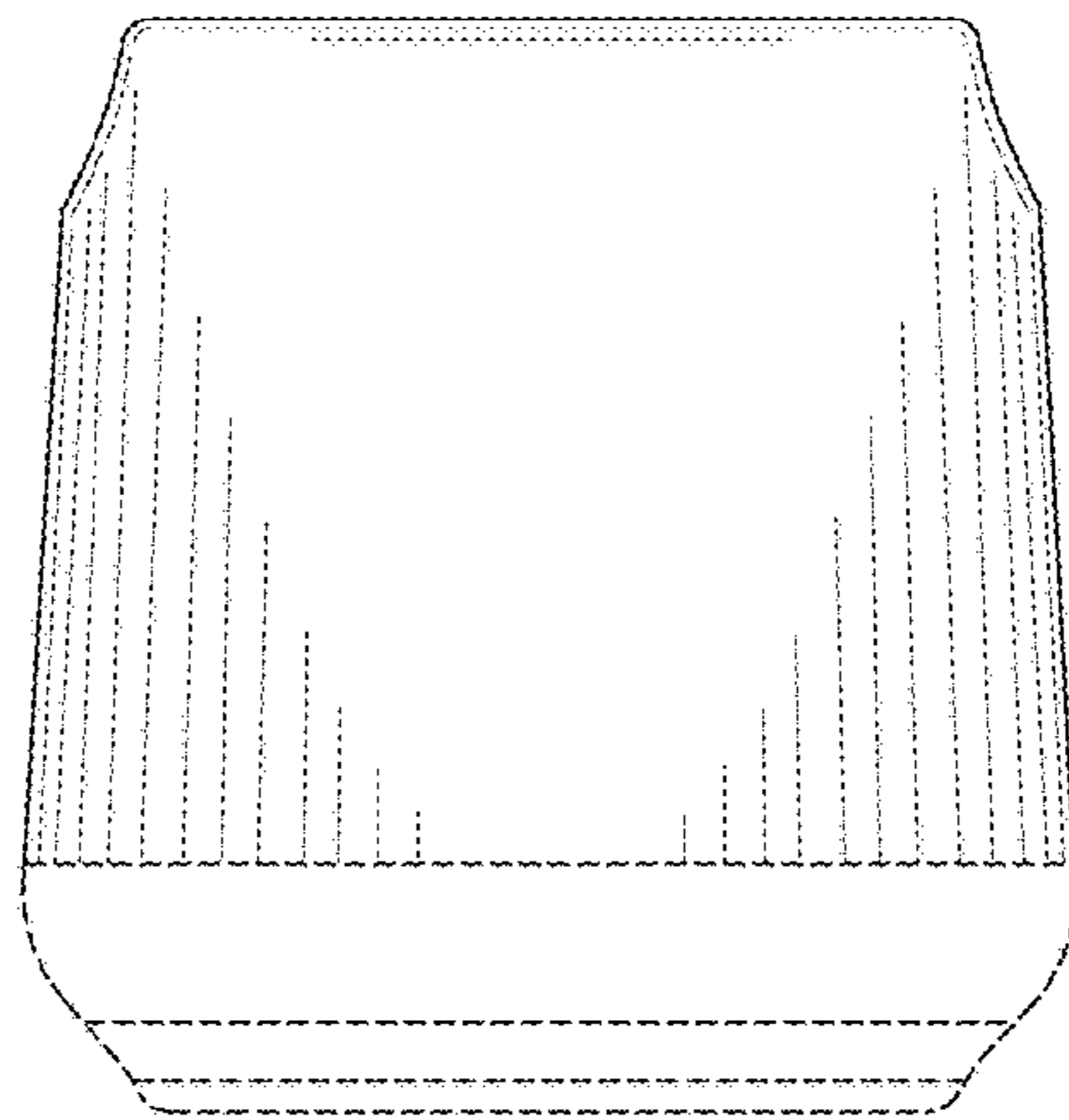


FIG. 7

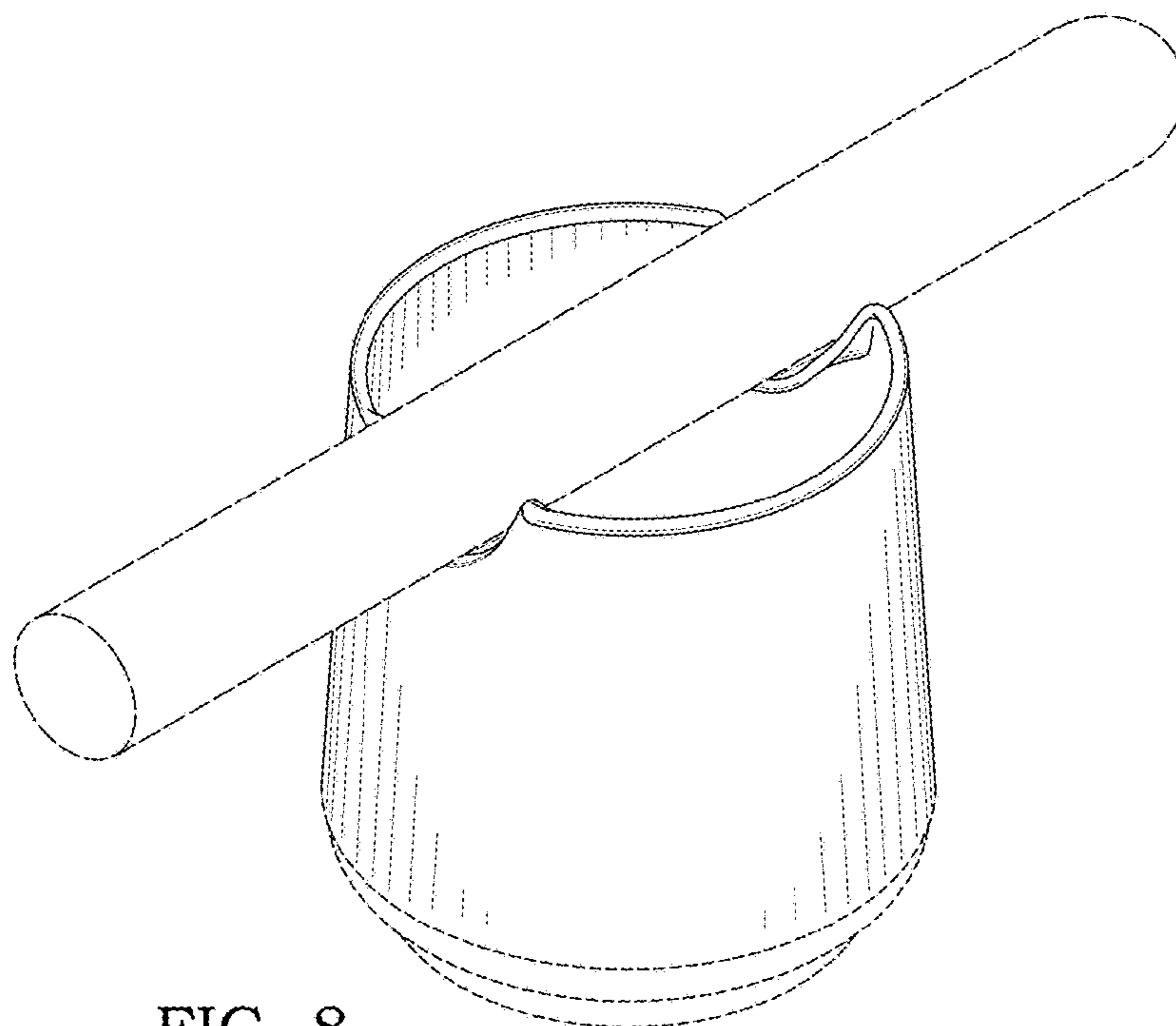


FIG. 8