

US00D846147S

(12) **United States Design Patent** (10) **Patent No.:** **US D846,147 S**  
**Zhu** (45) **Date of Patent:** **\*\* Apr. 16, 2019**

(54) **BOOTH**

(71) Applicant: **3DS ENGINEERING  
PROCUREMENT CONSTRUCTION  
SUZHOU CO., LTD., Suzhou (CN)**

(72) Inventor: **Weiwei Zhu, Kunshan (CN)**

(73) Assignee: **3DS ENGINEERING  
PROCUREMENT CONSTRUCTION  
SUZHOU CO., LTD., Suzhou (CN)**

(\*\*) Term: **15 Years**

(21) Appl. No.: **29/624,185**

(22) Filed: **Oct. 30, 2017**

(30) **Foreign Application Priority Data**

May 4, 2017 (CN) ..... 2017 3 0159898

(51) **LOC (11) Cl.** ..... **25-03**

(52) **U.S. Cl.**  
USPC ..... **D25/16**

(58) **Field of Classification Search**  
USPC ..... D25/1, 4, 16, 18, 32, 33, 35, 56;  
D6/640, 335, 337; D21/326; D16/215  
CPC .. E04H 1/00; E04H 1/005; E04H 1/12; E04H  
1/1205; E04H 1/1216; E04H 1/1222;  
E04H 1/1227; E04H 1/1233; E04H  
1/1244; E04H 1/125; E04H 1/1255; E04H  
1/1261; E04H 1/1266; E04H 1/14; E04H  
2001/1288; E04H 2001/1294; G03B  
17/53

See application file for complete search history.

(56) **References Cited**

**U.S. PATENT DOCUMENTS**

2,707,426	A *	5/1955	Cooper	.....	E04H 1/1227 237/50
2,796,812	A *	6/1957	Koci	.....	G03B 17/245 346/19
D226,903	S *	5/1973	Genaro	.....	D25/16
D241,333	S *	9/1976	Wheeler	.....	D25/16
4,843,788	A *	7/1989	Gavin	.....	E04H 3/08 D25/33
D595,425	S *	6/2009	Jackson	.....	D25/16
D731,077	S *	6/2015	Lehmann	.....	D25/16
D732,691	S *	6/2015	Hallfors	.....	D25/16
D732,692	S *	6/2015	Hallfors	.....	D25/16
D745,188	S *	12/2015	Hart	.....	D25/16
D788,318	S *	5/2017	Jennings	.....	D25/16
D822,849	S *	7/2018	Levy	.....	D25/35
D828,927	S *	9/2018	Solie	.....	D25/33

\* cited by examiner

*Primary Examiner* — Brett Miller

(74) *Attorney, Agent, or Firm* — SZDC Law PC


(57) **CLAIM**

The ornamental design for a booth, as shown and described.

**DESCRIPTION**

FIG. 1 is a front perspective view of the booth;  
FIG. 2 is a front view thereof;  
FIG. 3 is a back view thereof;  
FIG. 4 is a left view thereof;  
FIG. 5 is a right view thereof; and,  
FIG. 6 is a top view thereof.

**1 Claim, 6 Drawing Sheets**






FIG. 1

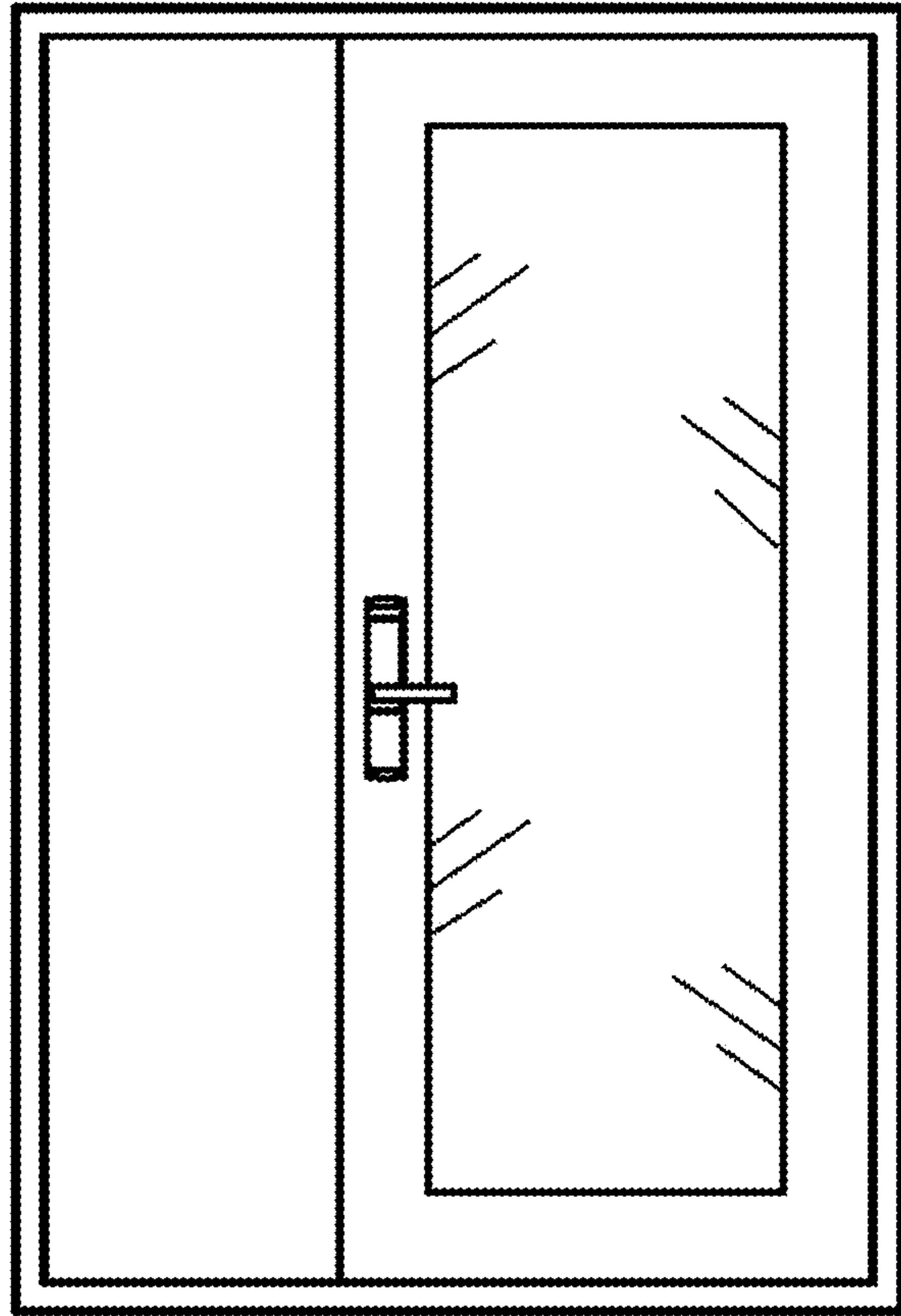


FIG. 2

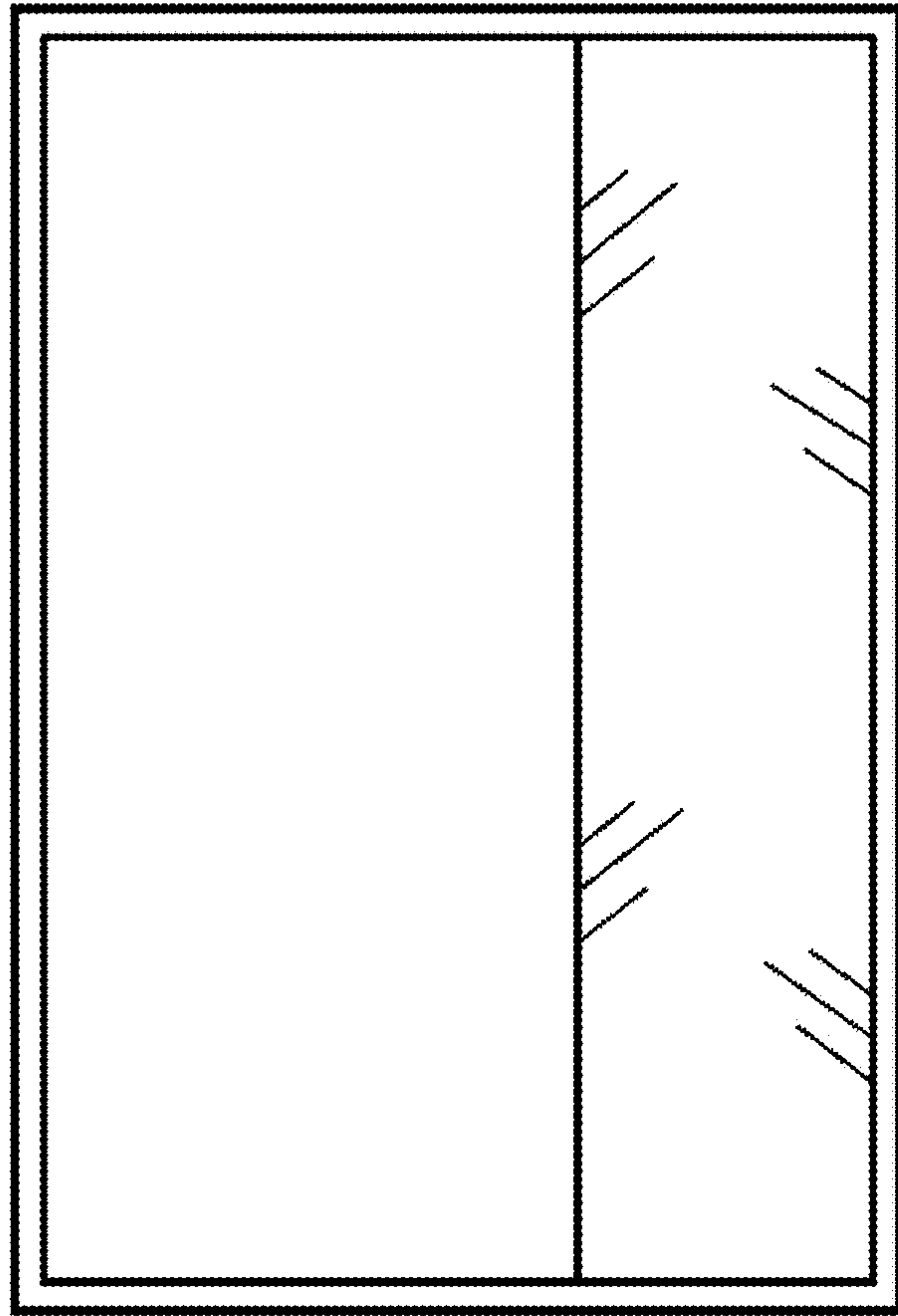


FIG. 3

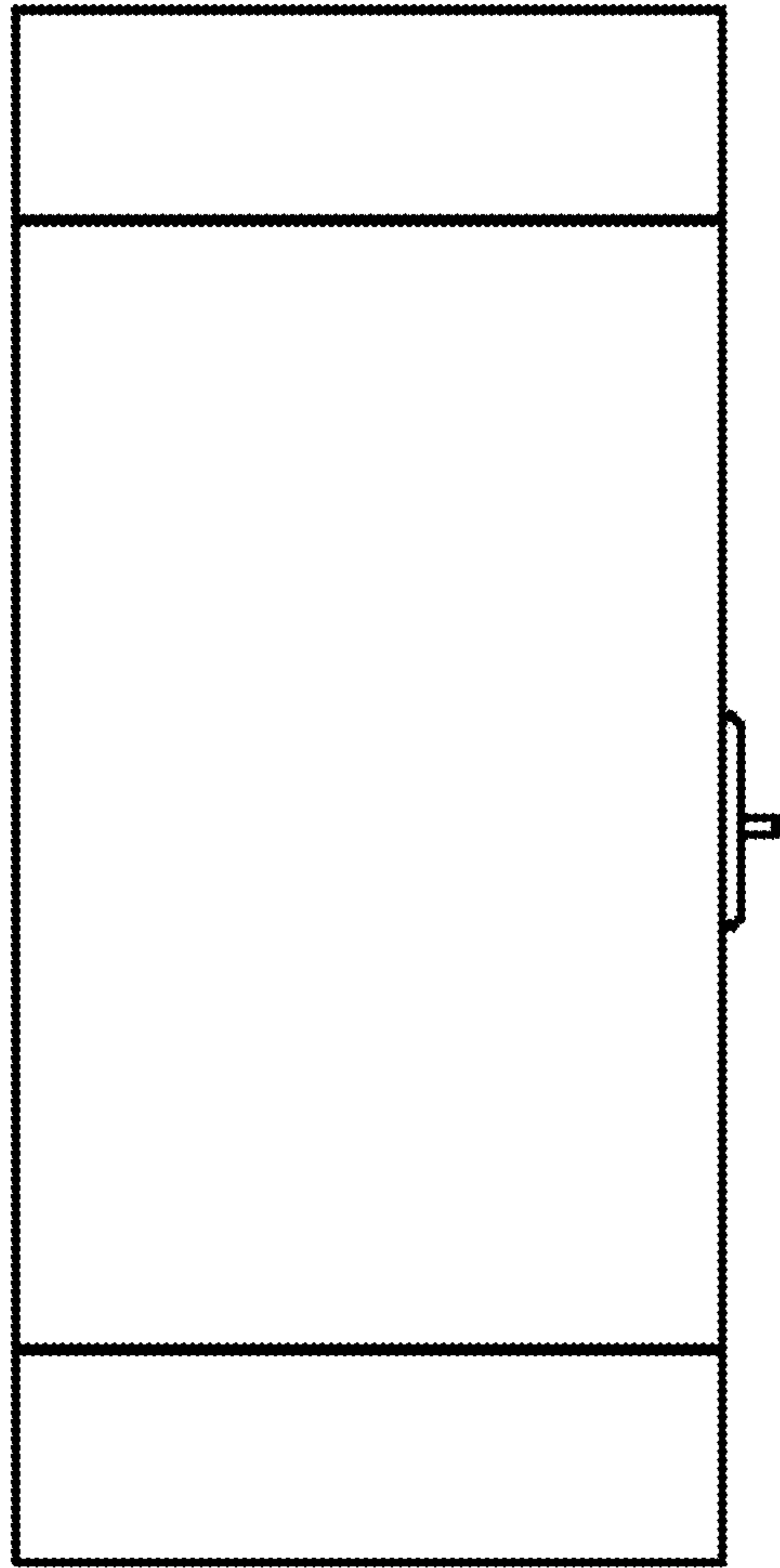


FIG. 4

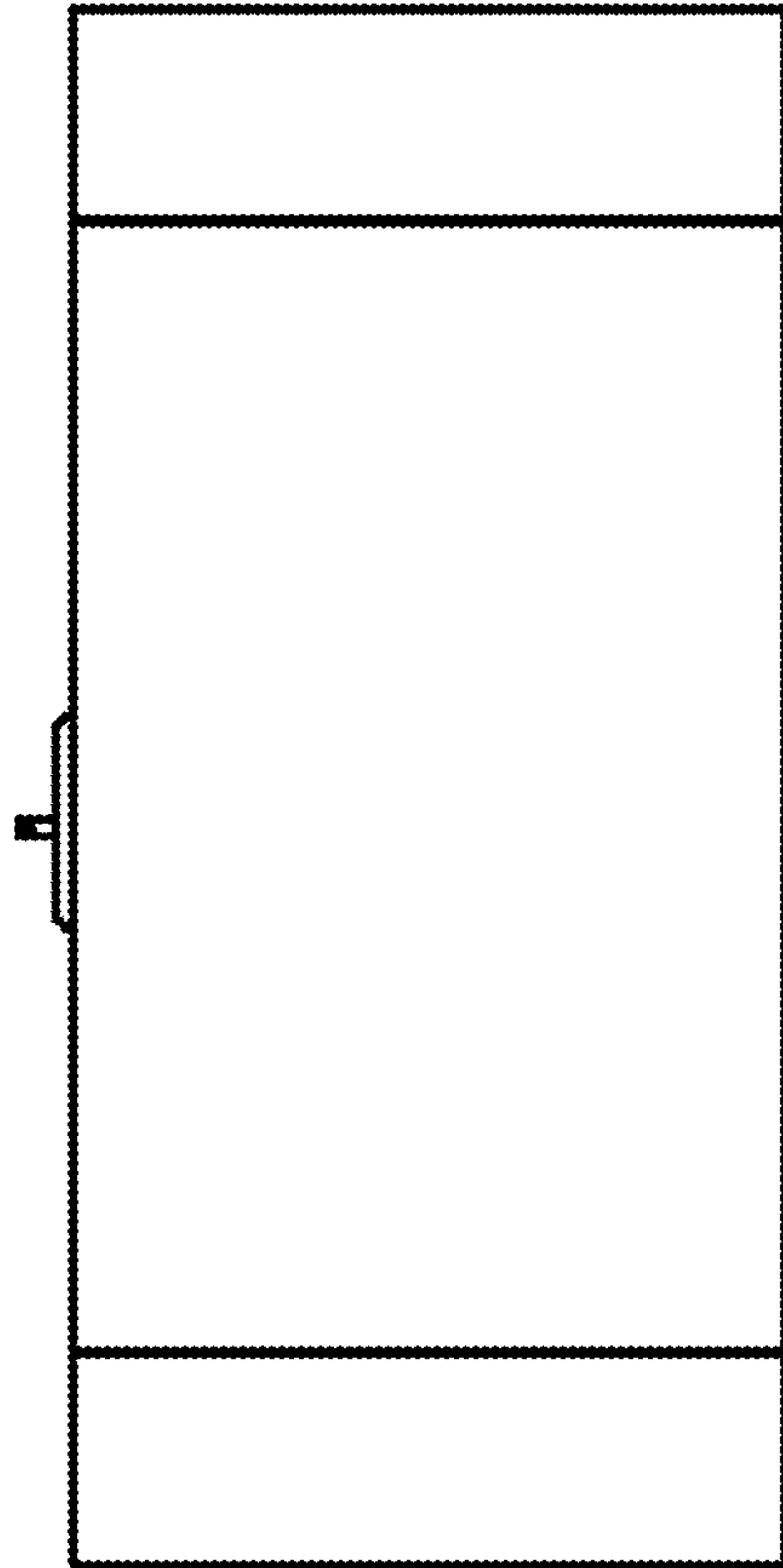


FIG. 5

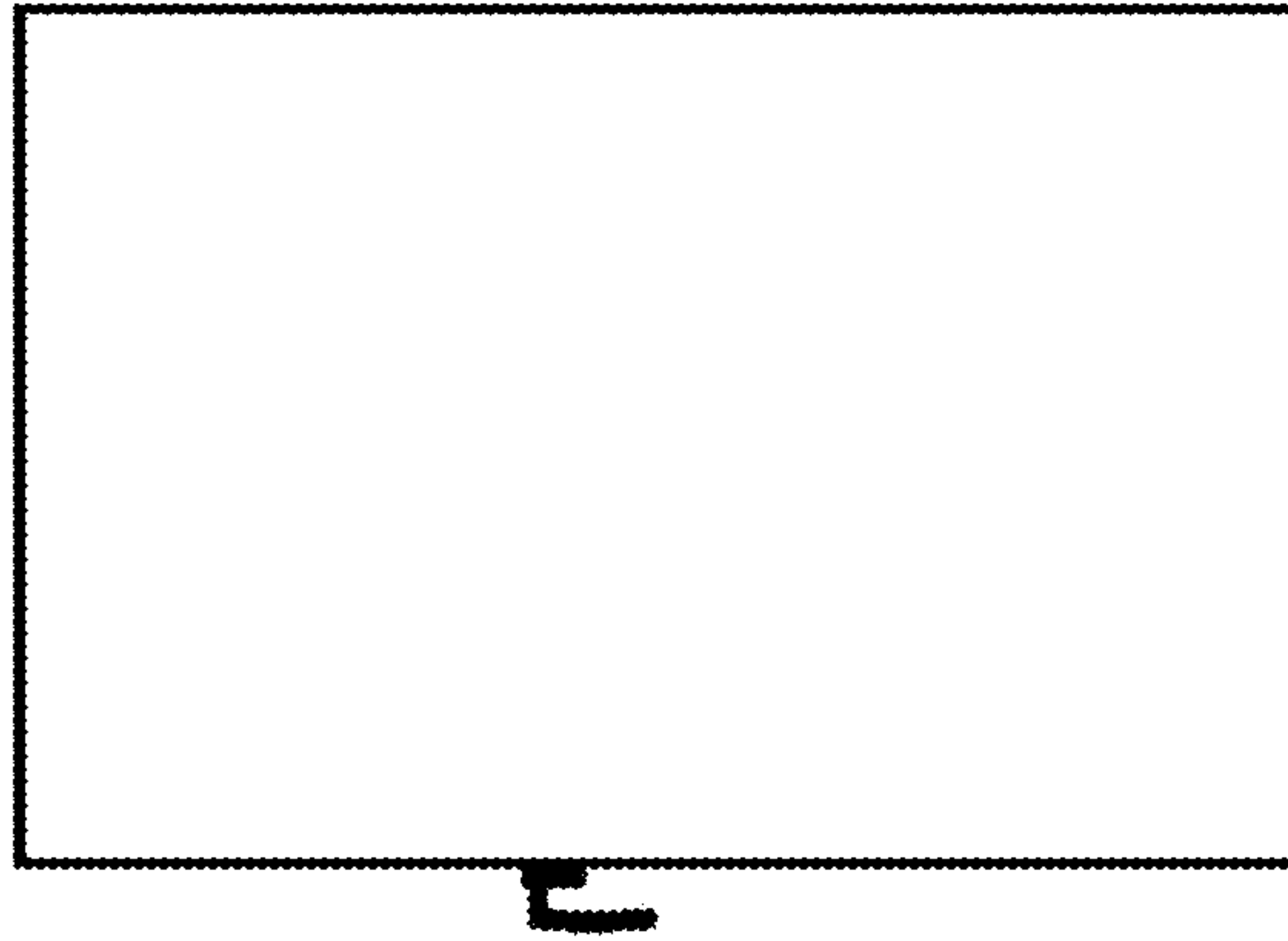


FIG. 6