



US00D846128S

(12) **United States Design Patent** (10) **Patent No.:** **US D846,128 S**  
**de Jonge et al.** (45) **Date of Patent:** **\*\* Apr. 16, 2019**

(54) **ULTRASOUND PROBE HOUSING**  
(71) Applicant: **Butterfly Network, Inc.**, Guilford, CT (US)  
(72) Inventors: **Matthew de Jonge**, New York, NY (US); **Christopher Thomas McNulty**, Guilford, CT (US); **David Elgena**, Brooklyn, NY (US); **Stephen Christopher**, Philadelphia, PA (US); **Paul Maxted**, Guilford, CT (US); **Jonathan C. Schultz**, Guilford, CT (US); **Benjamin Chopra**, Guilford, CT (US)  
(73) Assignee: **Butterfly Network, Inc**, Guilford, CT (US)

(\*\*) Term: **15 Years**  
(21) Appl. No.: **29/633,383**

(22) Filed: **Jan. 12, 2018**  
(51) **LOC (11) Cl.** ..... **24-01**  
(52) **U.S. Cl.**  
USPC ..... **D24/187; D24/186**  
(58) **Field of Classification Search**  
USPC ..... D24/152, 158, 160, 161, 186, 187, 231; D10/78; D14/420, 426  
CPC ..... A61B 8/445; A61B 8/4455; A61B 8/4461  
See application file for complete search history.

(56) **References Cited**

**U.S. PATENT DOCUMENTS**

D545,433	S	*	6/2007	Messerly	.....	D24/158
D681,824	S	*	5/2013	Shinohara	.....	D24/186
D703,332	S	*	4/2014	Saeki	.....	D24/187
D704,844	S	*	5/2014	Saeki	.....	D24/187
9,072,487	B2	*	7/2015	Hebrard	.....	A61B 8/546
D816,850	S	*	5/2018	Asai	.....	D24/187
2015/0112200	A1	*	4/2015	Oberg	.....	A61B 8/4444
						600/461

2017/0360397 A1 12/2017 Rothberg et al.  
2017/0360401 A1 12/2017 Rothberg et al.  
2018/0028159 A1 2/2018 Hageman et al.

**FOREIGN PATENT DOCUMENTS**

KR 30-0726182 1/2014

**OTHER PUBLICATIONS**

[No Author Listed], HDI 5000 Transducer Listing. Publically known prior to Oct. 27, 2017. 6 pages.  
Declaration of David Elgena, signed May 11, 2018, submitted to the Japanese Patent Office in co-pending application No. JP 2018-009211.  
Enriquez et al., An Introduction to Ultrasound Equipment and Knobology. Crit Care Clin. Jan. 2014; 30(1):25-45.

\* cited by examiner

*Primary Examiner* — Anhdao Doan

(74) *Attorney, Agent, or Firm* — Wolf, Greenfield & Sacks, P.C.

(57) **CLAIM**

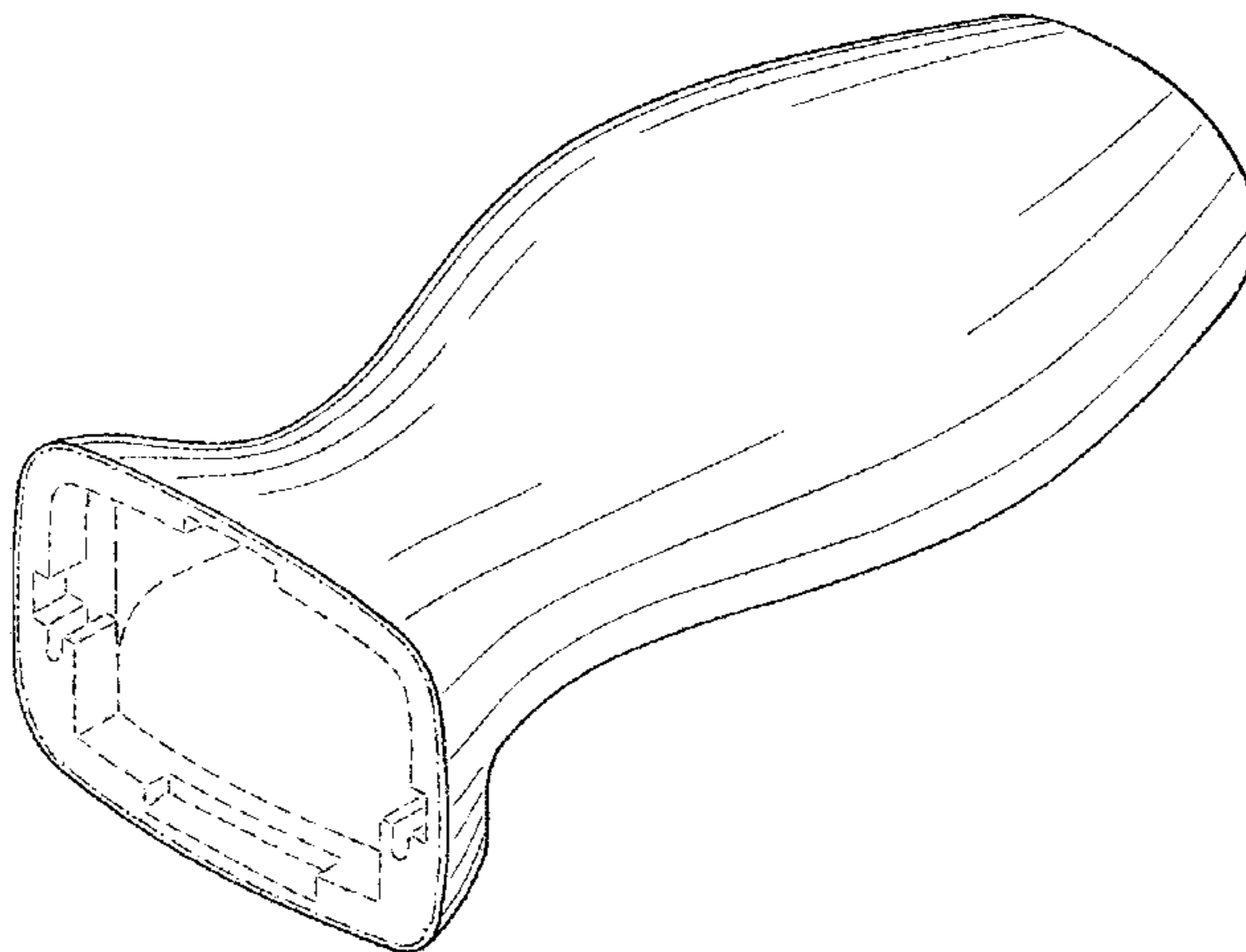
The ornamental design for an ultrasound probe housing, as shown and described.

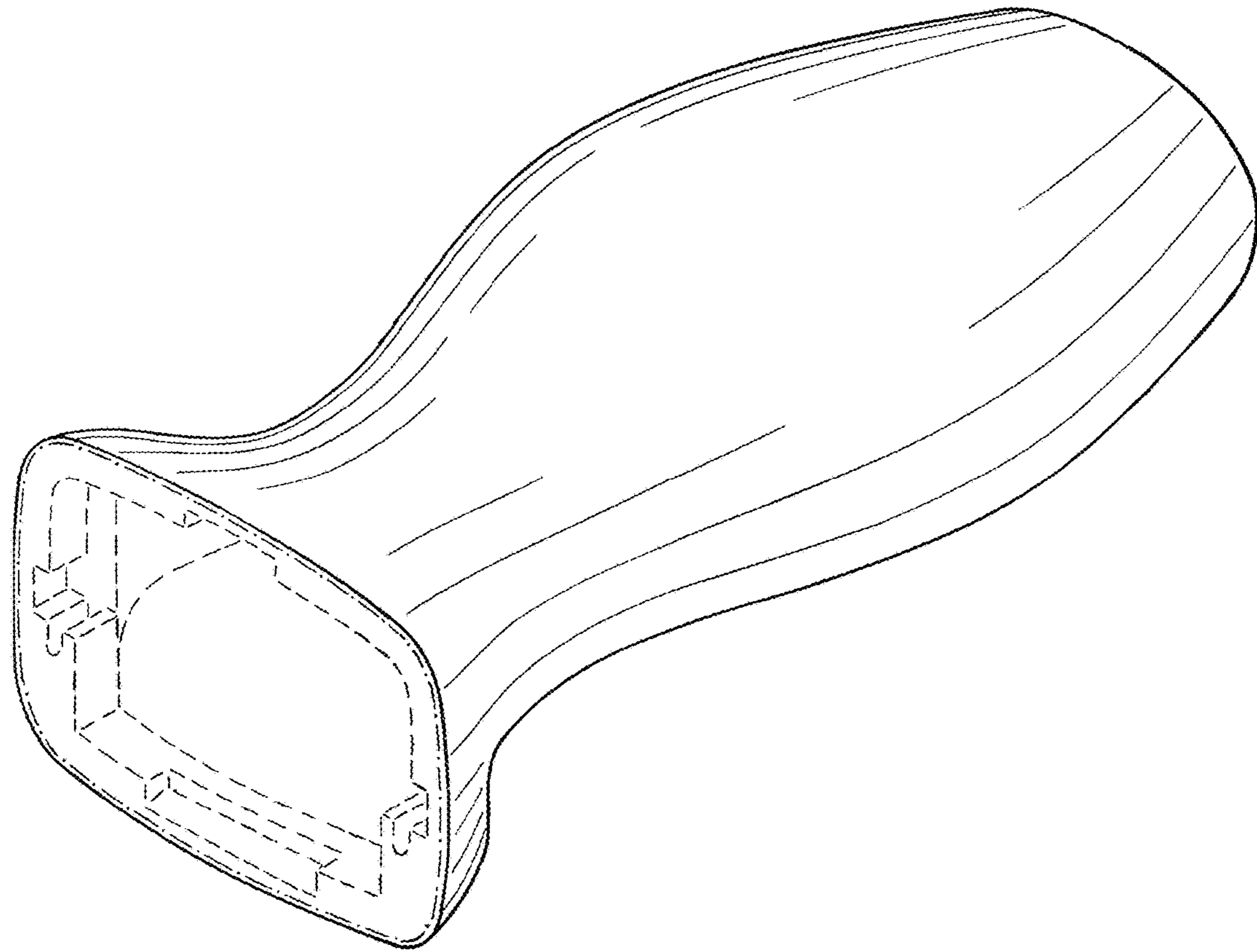
**DESCRIPTION**

FIG. 1 is a bottom, front, right side perspective view of an ultrasound probe housing showing our new design; FIG. 2 is a front elevation view thereof; FIG. 3 is a rear elevation view thereof; FIG. 4 is a left side elevation view thereof; FIG. 5 is a right side elevation view thereof; FIG. 6 is a top plan view thereof; and, FIG. 7 is a bottom plan view thereof.

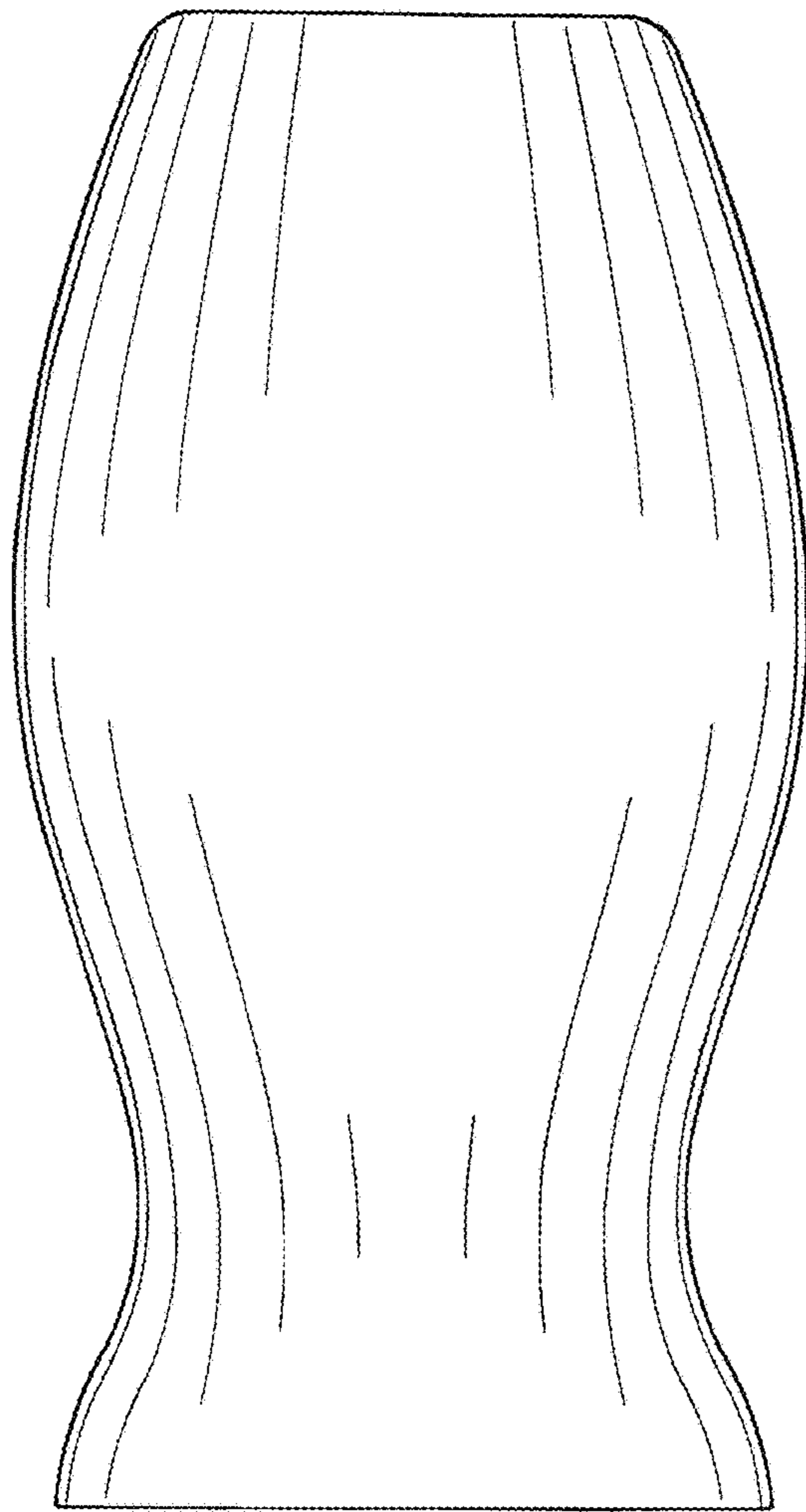
The dot-dash broken lines in the figures illustrate boundaries of the claimed design and form no part thereof. All other broken lines illustrate portions of the ultrasound probe housing that form no part of the claimed design.

**1 Claim, 4 Drawing Sheets**

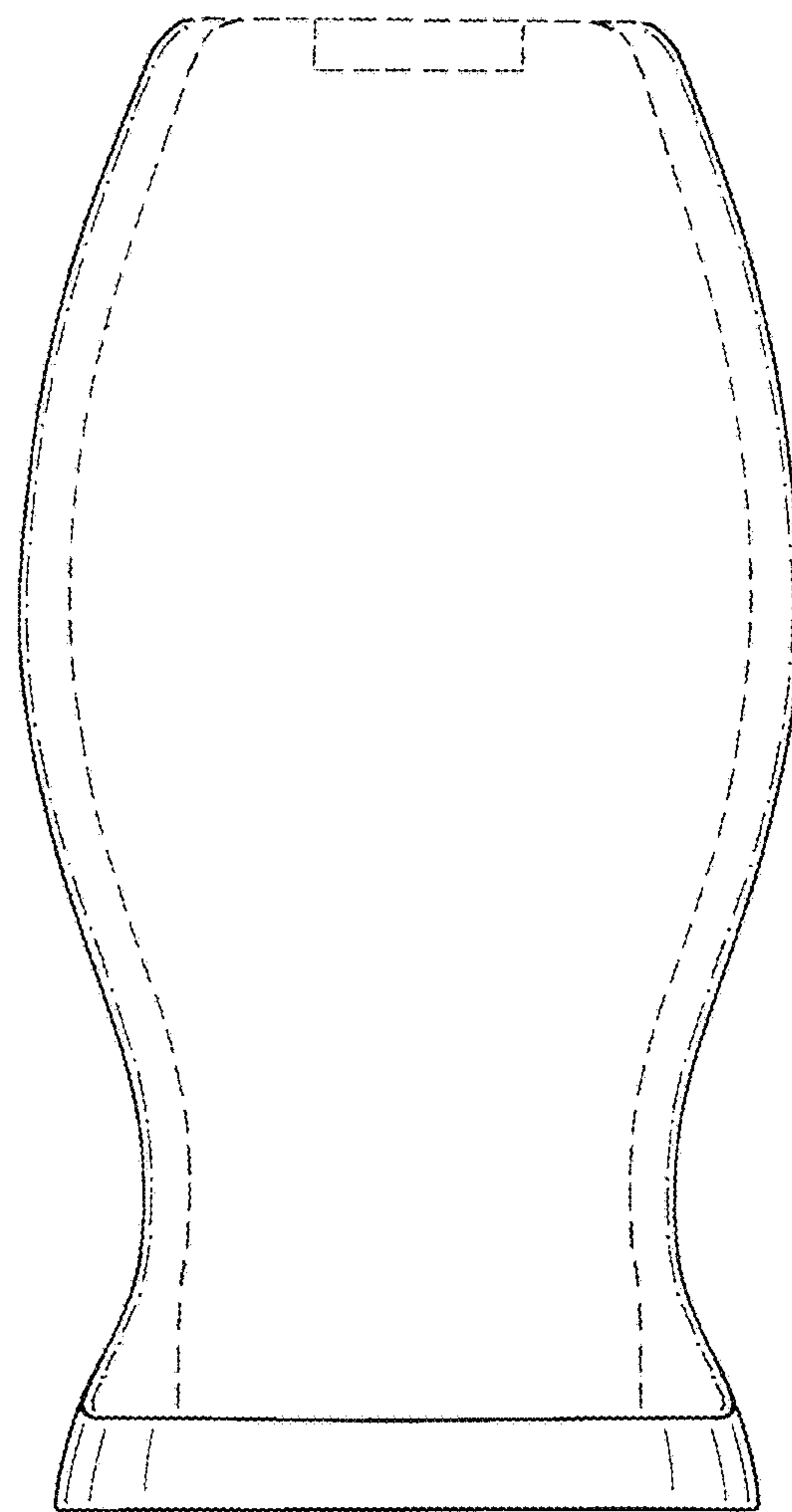




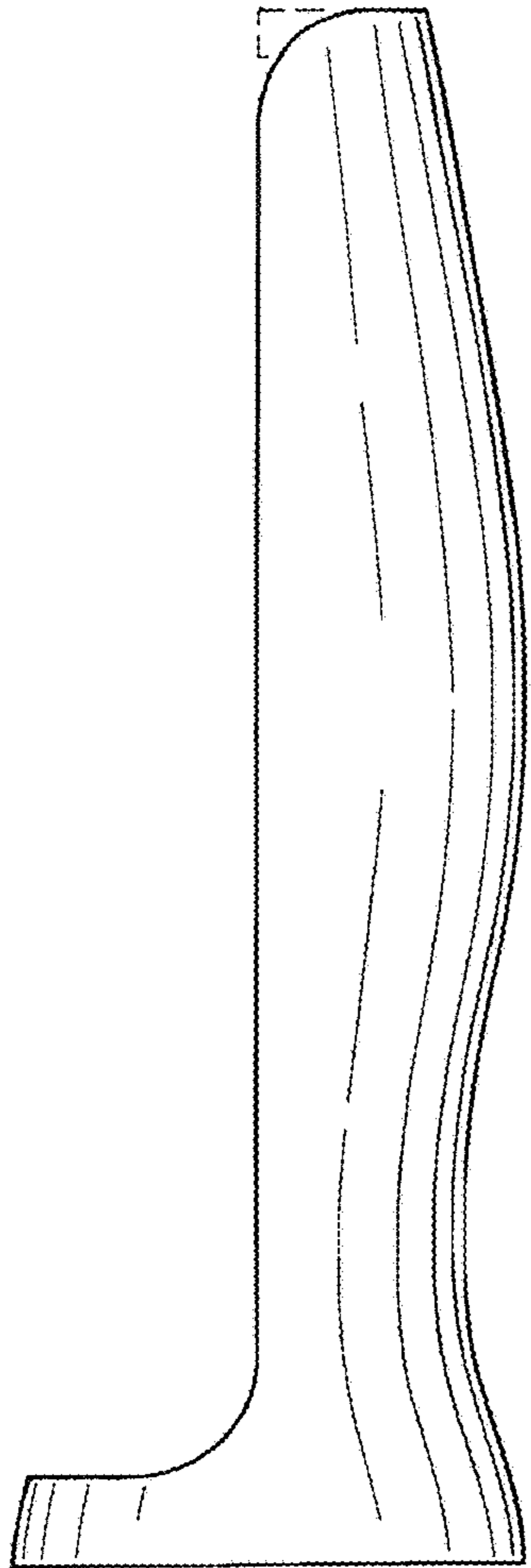
*Fig. 1*



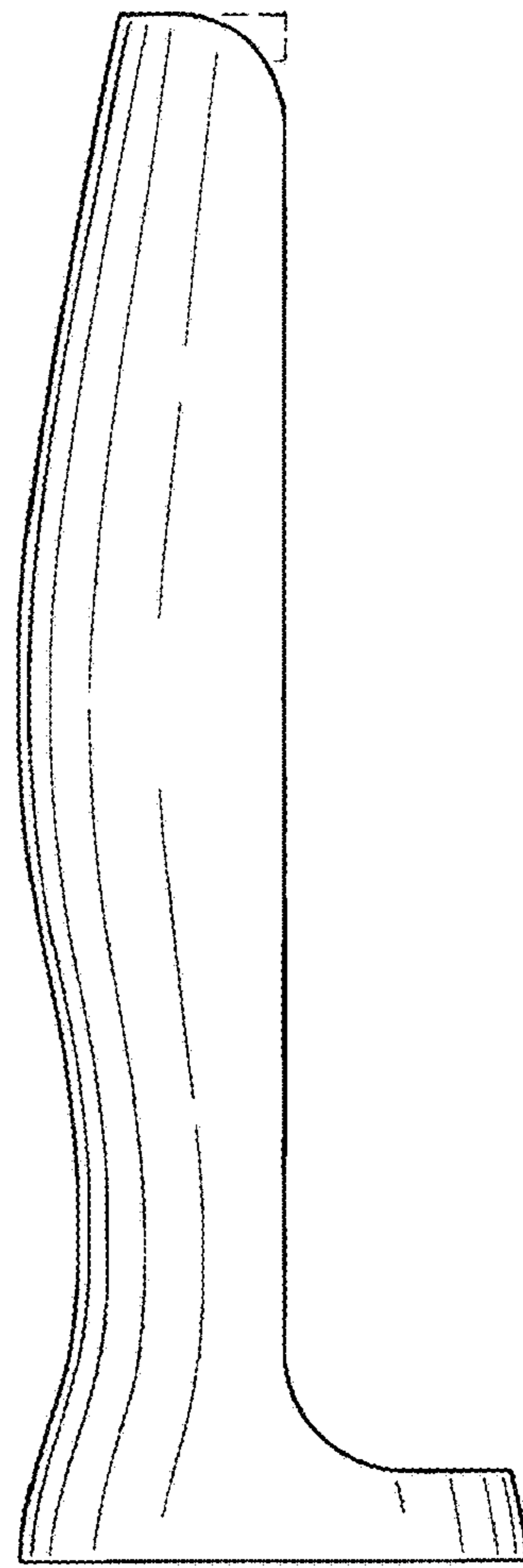
*Fig. 2*



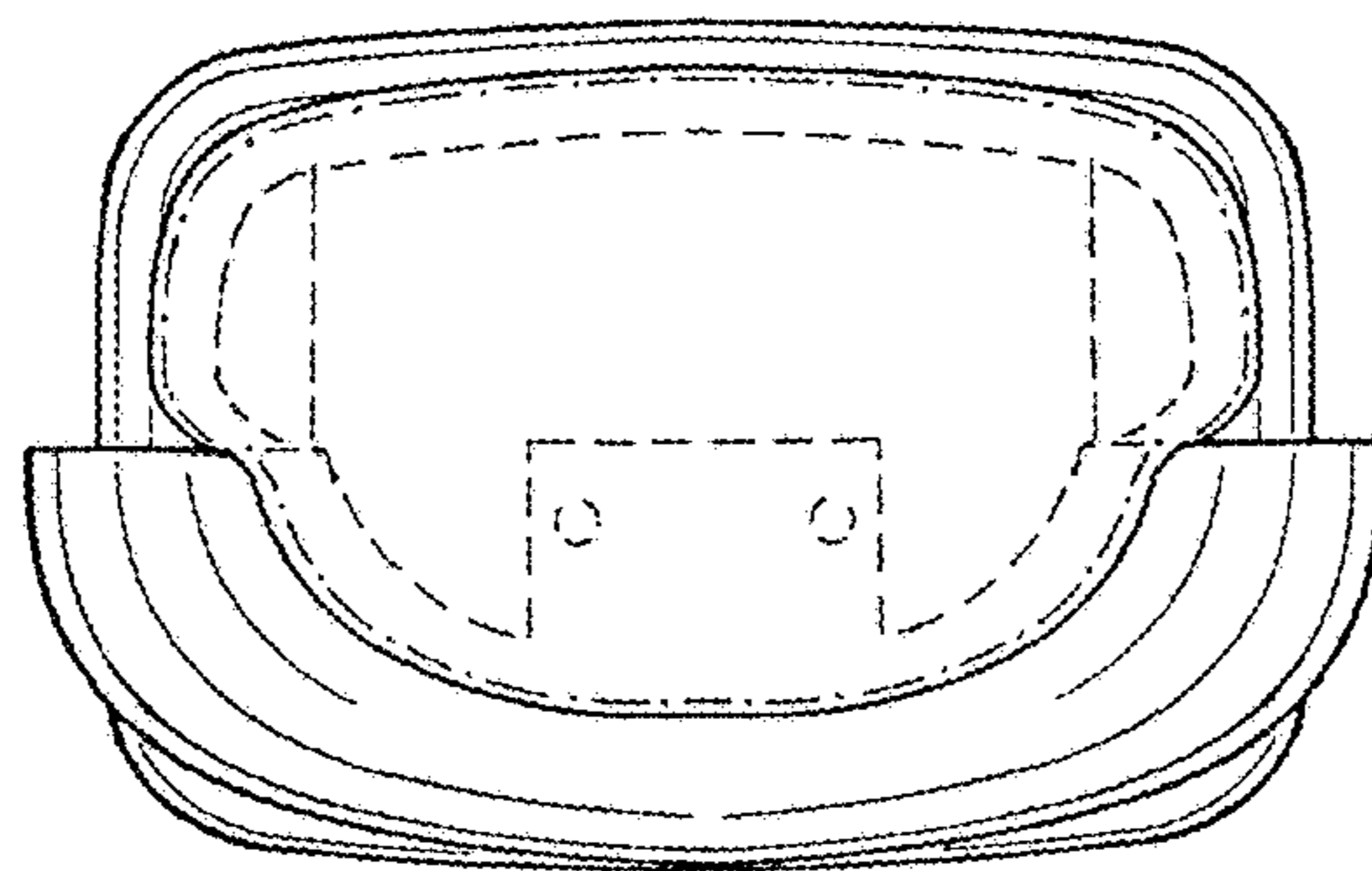
*Fig. 3*



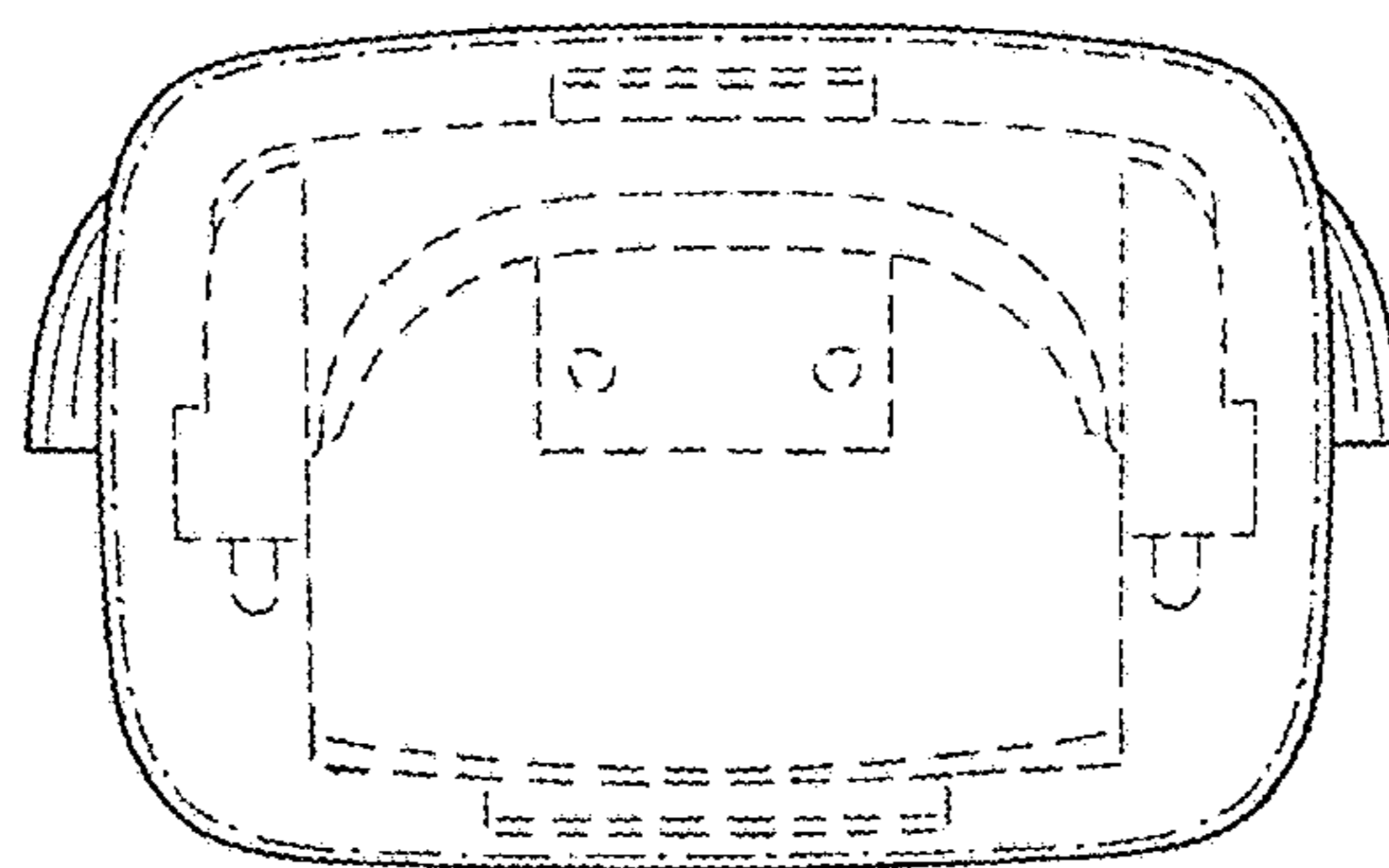
*Fig. 4*



*Fig. 5*



*Fig. 6*



*Fig. 7*