



US00D846101S

(12) **United States Design Patent**
Flowers et al.

(10) **Patent No.:** **US D846,101 S**

(45) **Date of Patent:** **** Apr. 16, 2019**

(54) **CERAMICS**

(71) Applicant: **Grohe AG**, Hemer (DE)

(72) Inventors: **Paul Flowers**, London (GB);
Alessandra De Simone, Duesseldorf (DE); **Duarte Salvador**, Duesseldorf (DE); **Jochen Allard**, Menden (DE); **Patrick De Arins Speck**, Curitiba-PR (BR); **Hans Lobermeier**, Menden (DE); **Antoine Besseyre Des Horts**, Meerbusch (DE)

(73) Assignee: **Grohe AG**, Hemer (DE)

(**) Term: **15 Years**

(21) Appl. No.: **29/625,115**

(22) Filed: **Nov. 7, 2017**

Related U.S. Application Data

(63) Continuation of application No. 29/590,354, filed on Jan. 10, 2017, now Pat. No. Des. 806,216, which is a (Continued)

(30) **Foreign Application Priority Data**

Mar. 9, 2015	(EM)	002649046-0001
Mar. 9, 2015	(EM)	002649046-0003
Mar. 9, 2015	(EM)	002649046-0004
Mar. 9, 2015	(EM)	002649046-0007
Mar. 9, 2015	(EM)	002649046-0010
Mar. 9, 2015	(EM)	002649046-0011
Mar. 9, 2015	(EM)	002649046-0012
Mar. 9, 2015	(EM)	002649046-0013
Mar. 9, 2015	(EM)	002649046-0015
Mar. 9, 2015	(EM)	002649046-0016
Mar. 9, 2015	(EM)	002649046-0021
Mar. 9, 2015	(EM)	002649046-0022
Mar. 9, 2015	(EM)	002649046-0023
Mar. 9, 2015	(EM)	002649046-0027

Mar. 9, 2015 (EM) 002649046-0029
Mar. 9, 2015 (EM) 002649046-0030
Mar. 9, 2015 (EM) 002649046-0031

(Continued)

(51) **LOC (11) Cl.** **23-02**

(52) **U.S. Cl.**
USPC **D23/300**

(58) **Field of Classification Search**
USPC D23/295, 300, 303, 309, 273-274
See application file for complete search history.

(56) **References Cited**

U.S. PATENT DOCUMENTS

D191,938 S * 12/1961 Rodman D23/300
D719,245 S * 12/2014 Kergoet D23/300

(Continued)

Primary Examiner — Robert A Delehanty

(74) *Attorney, Agent, or Firm* — Muncy, Geissler, Olds & Lowe, P.C.

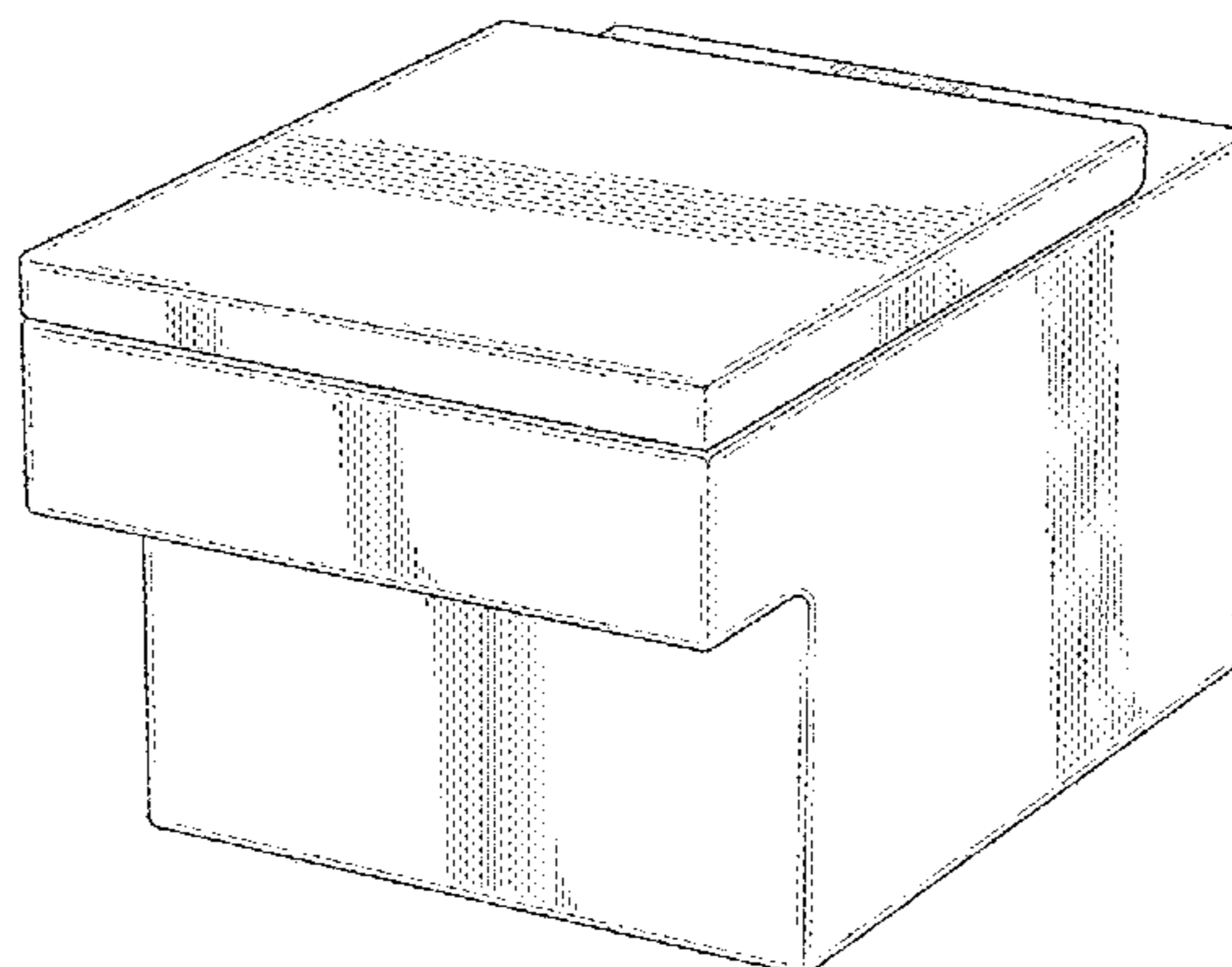
(57) **CLAIM**

The ornamental design for a ceramics, as shown and described.

DESCRIPTION

FIG. 1 is a front perspective view of a ceramics according to the present invention.
FIG. 2 is a left side view of the ceramics of FIG. 1.
FIG. 3 is a right side view of the ceramics of FIG. 1.
FIG. 4 is a top view of the ceramics of FIG. 1.
FIG. 5 is a bottom view of the ceramics of FIG. 1.
FIG. 6 is a front view of the ceramics of FIG. 1; and,
FIG. 7 is a rear view of the ceramics of FIG. 1.
The dashed lines illustrate environment that does not form a part of the present invention, and no claim is made to the material illustrated with dashed lines.

1 Claim, 7 Drawing Sheets



Related U.S. Application Data

continuation of application No. 29/567,807, filed on Jun. 13, 2016, now Pat. No. Des. 780,300, which is a continuation of application No. 29/538,912, filed on Sep. 9, 2015, now Pat. No. Des. 761,400.

(30) **Foreign Application Priority Data**

Mar. 9, 2015	(EM)	002649046-0032
Mar. 9, 2015	(EM)	002649046-0036
Mar. 9, 2015	(EM)	002649046-0038
Mar. 9, 2015	(EM)	002649046-0039
Mar. 9, 2015	(EM)	002649046-0040
Mar. 9, 2015	(EM)	002649046-0041
Mar. 9, 2015	(EM)	002649046-0042
Mar. 9, 2015	(EM)	002649046-0043
Mar. 9, 2015	(EM)	002649046-0045
Mar. 9, 2015	(EM)	002649046-0046
Mar. 9, 2015	(EM)	002649046-0047
Mar. 9, 2015	(EM)	002649046-0049
Mar. 9, 2015	(EM)	002649046-0050
Mar. 9, 2015	(EM)	002649046-0054
Mar. 9, 2015	(EM)	002649046-0055
Mar. 9, 2015	(EM)	002649046-0056

Mar. 9, 2015	(EM)	002649046-0057
Mar. 9, 2015	(EM)	002649046-0058
Mar. 9, 2015	(EM)	002649046-0062
Mar. 9, 2015	(EM)	002649046-0063
Mar. 9, 2015	(EM)	002649046-0064
Mar. 9, 2015	(EM)	002649046-0065
Mar. 9, 2015	(EM)	002649046-0066
Mar. 9, 2015	(EM)	002649046-0069
Mar. 9, 2015	(EM)	002649046-0070
Mar. 9, 2015	(EM)	002649046-0071
Mar. 9, 2015	(EM)	002649046-0072
Mar. 9, 2015	(EM)	002649046-0073
Mar. 9, 2015	(EM)	002649046-0075
Mar. 9, 2015	(EM)	002649046-0077
Mar. 9, 2015	(EM)	002649046-0078

(56) **References Cited**

U.S. PATENT DOCUMENTS

8,978,172 B2 *	3/2015	Plate	E03D 1/01
			4/300
RE45,669 E *	9/2015	Paterson	D23/295

* cited by examiner

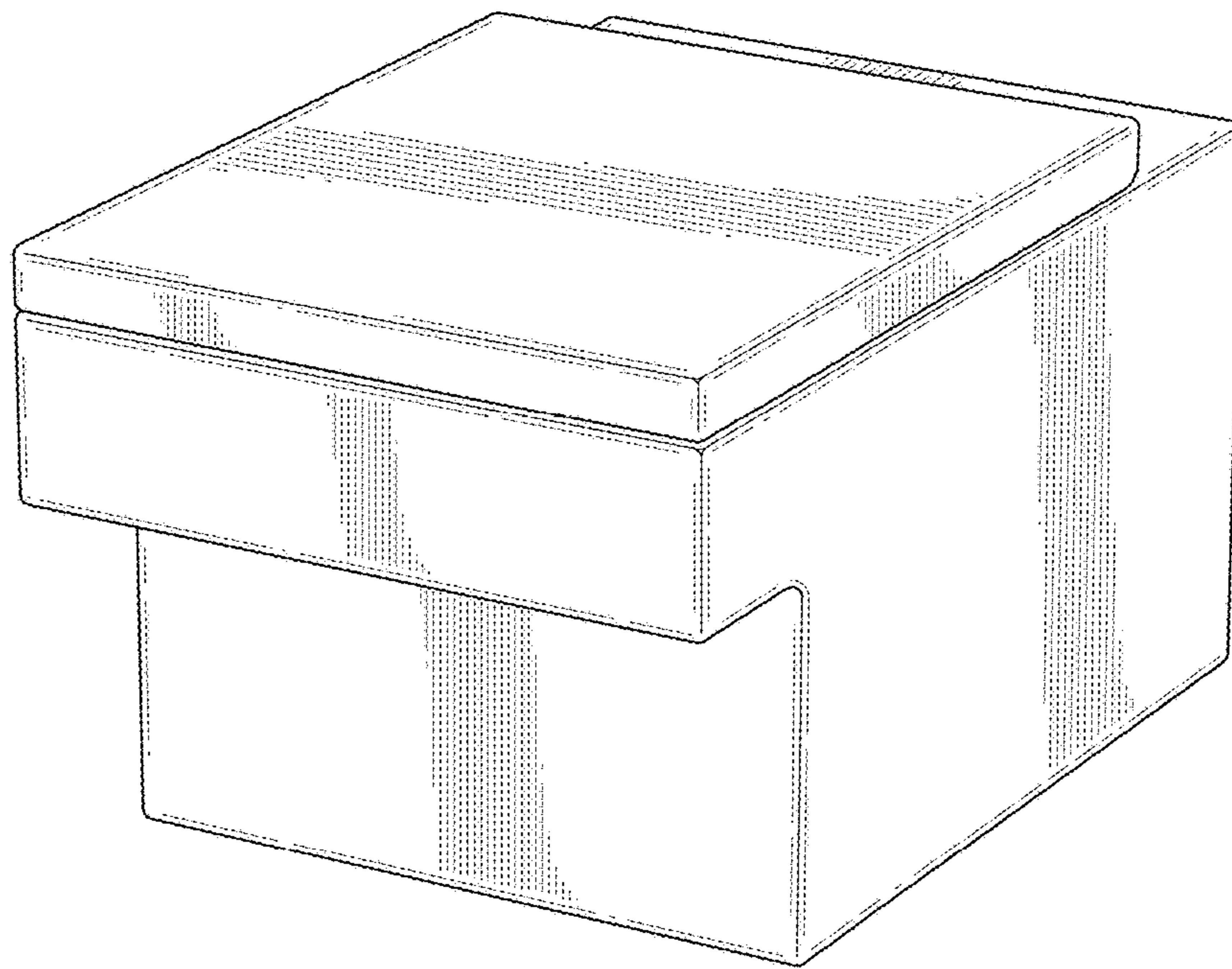


FIG.1

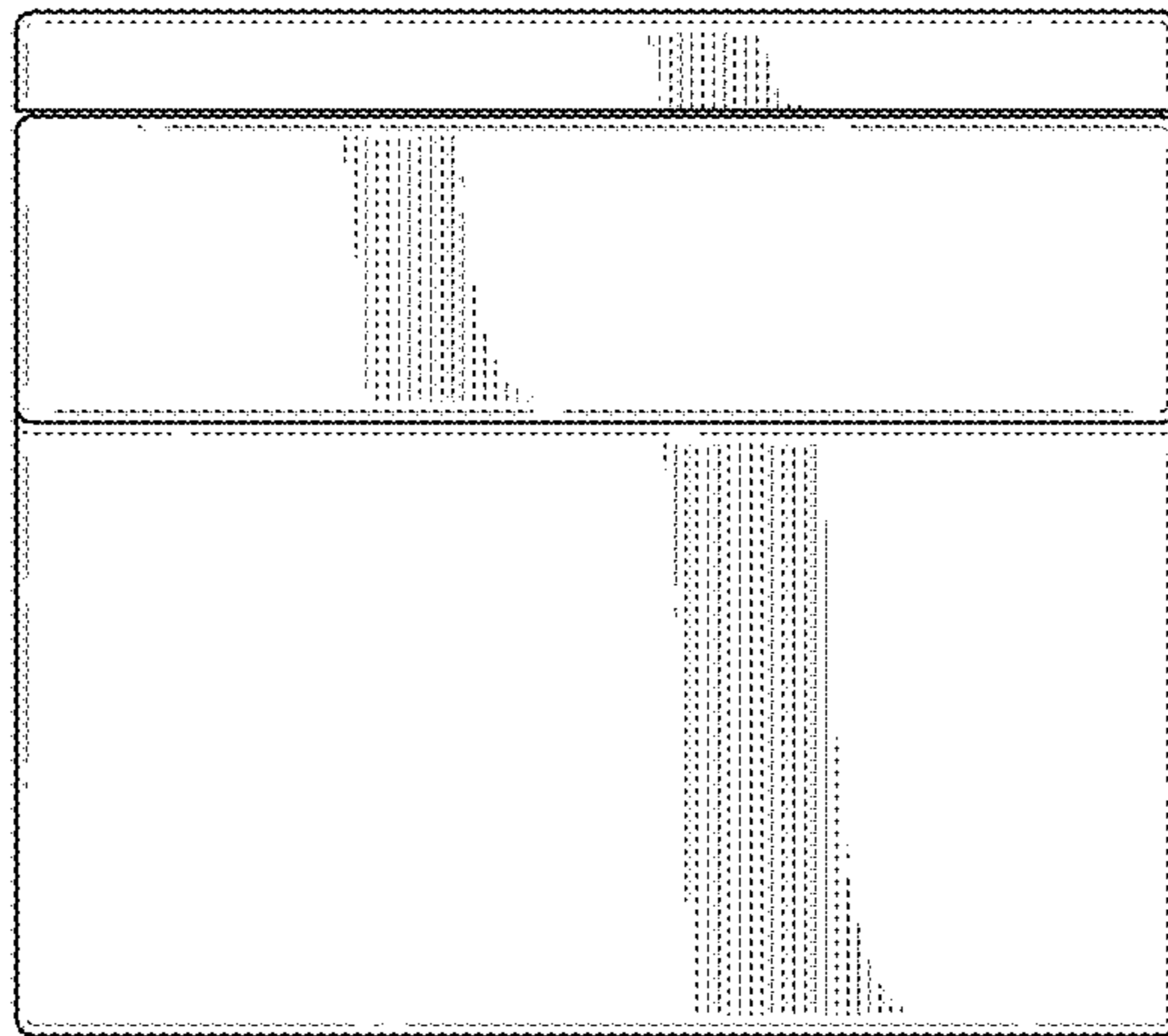


FIG.2

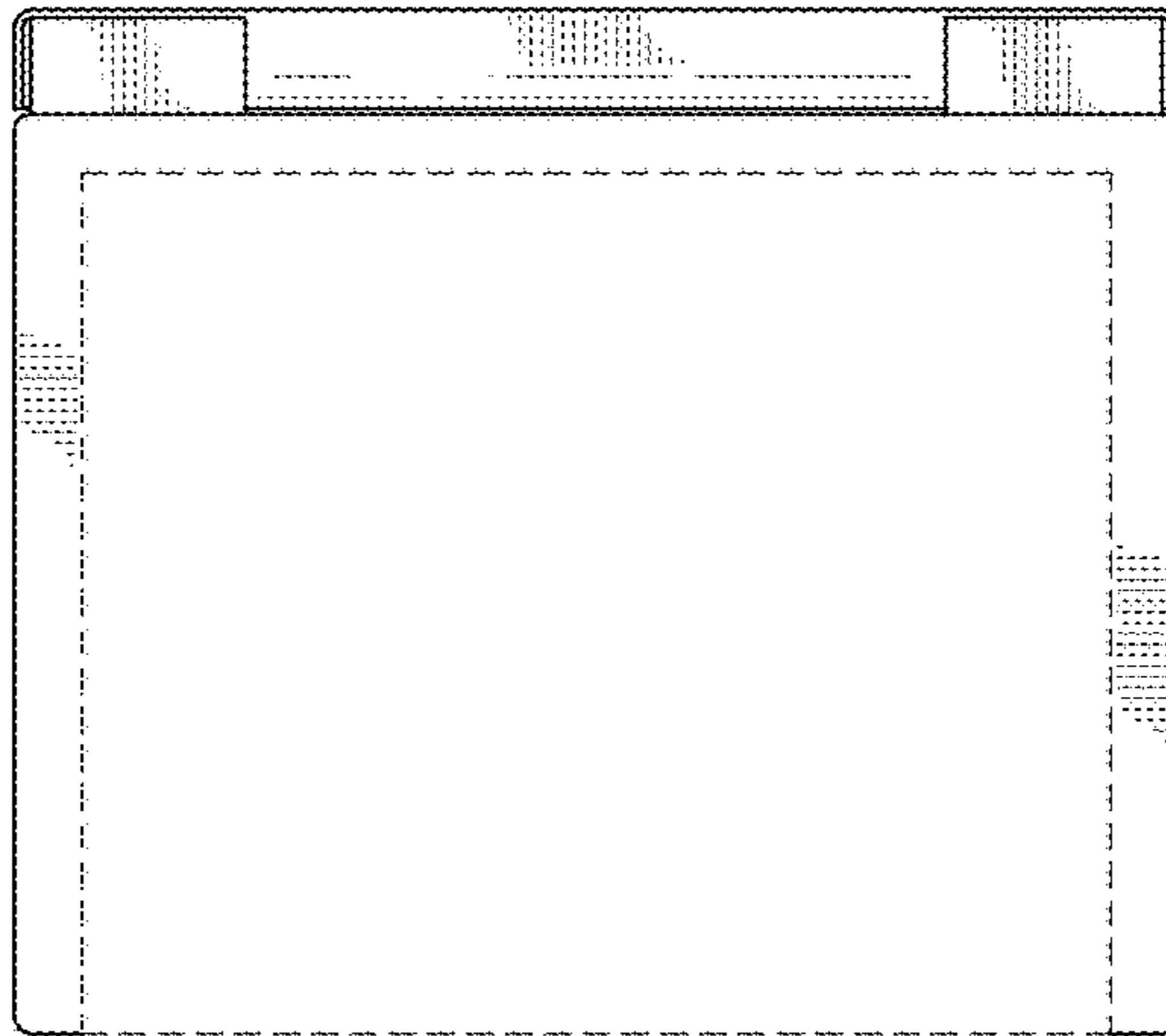


FIG.3

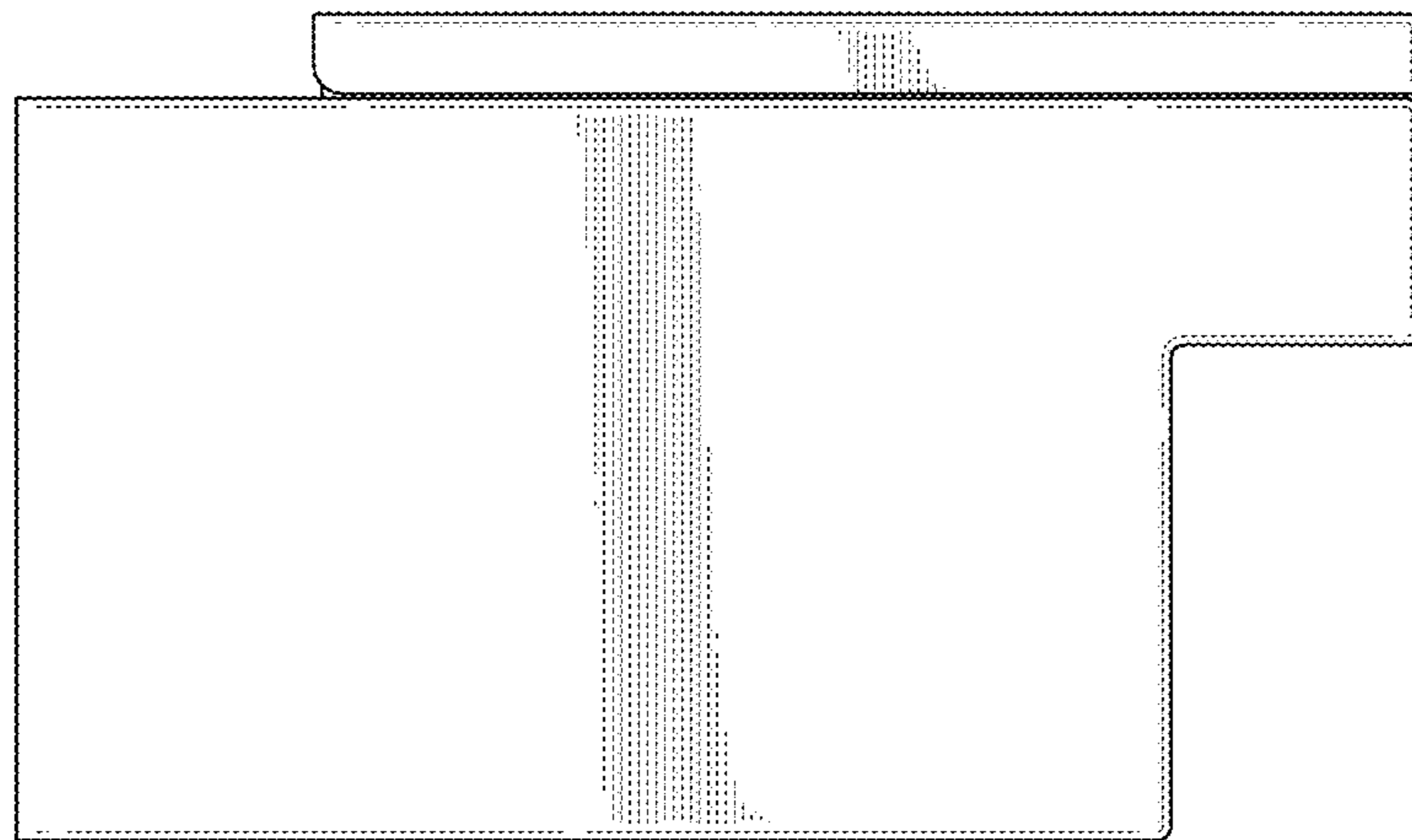


FIG.4

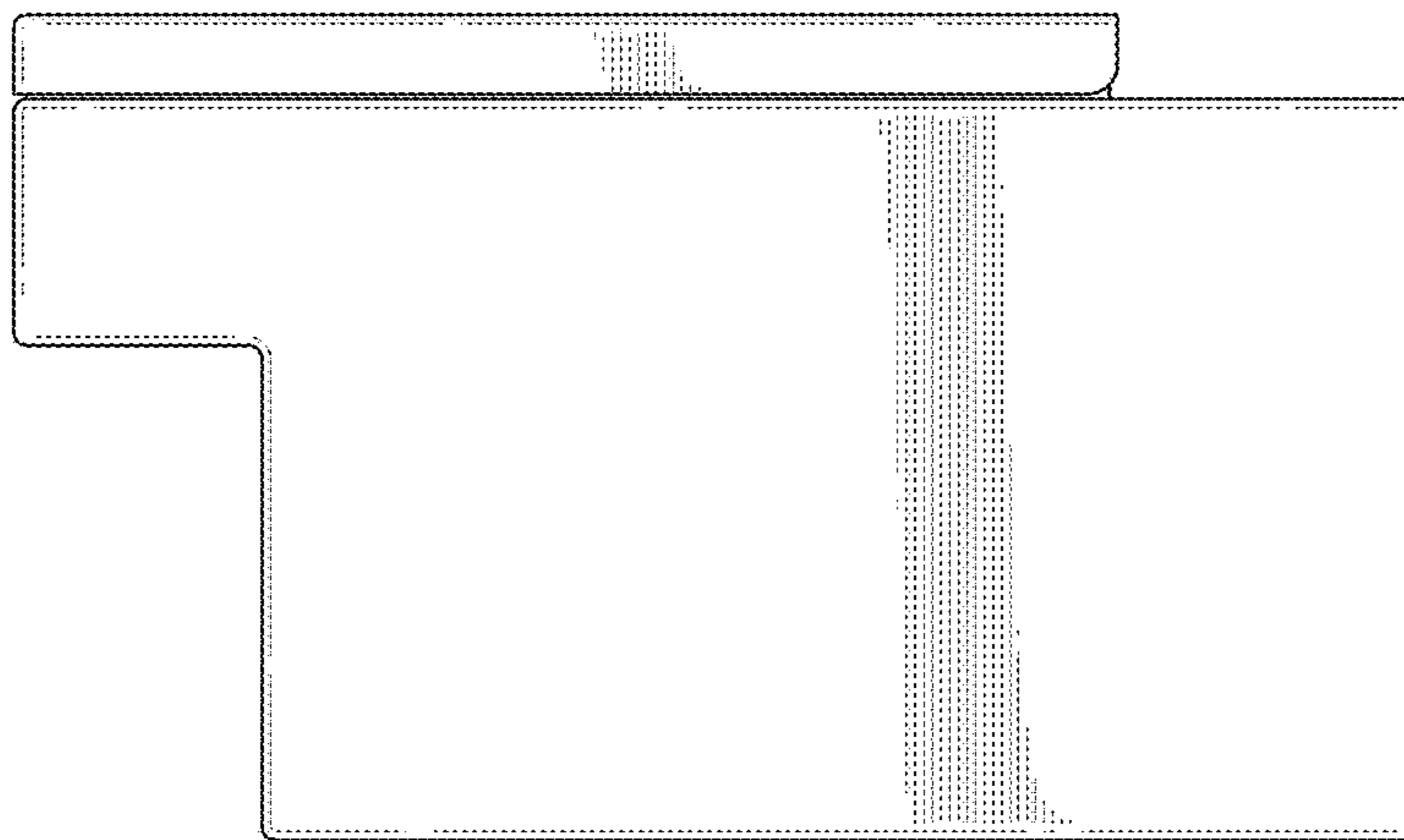


FIG.5




FIG. 6




FIG. 7