



US00D846080S

(12) **United States Design Patent** (10) **Patent No.:** **US D846,080 S**
Clarke et al. (45) **Date of Patent:** **** Apr. 16, 2019**

(54) **FAUCET HANDLE**
(71) Applicant: **Kohler Co.**, Kohler, WI (US)
(72) Inventors: **Gary N. Clarke**, Sheboygan, WI (US);
Brian M. Kaule, Yardley, PA (US)
(73) Assignee: **KOHLER CO.**, Kohler, WI (US)
(**) Term: **15 Years**
(21) Appl. No.: **29/650,037**
(22) Filed: **Jun. 4, 2018**

D495,402 S * 8/2004 Spiegelberg D23/252
D512,126 S 11/2005 Blomstrom
D528,838 S 9/2006 Berberet
D532,486 S 11/2006 Barry
D535,359 S 1/2007 Koury
D570,449 S 6/2008 Lee
D571,897 S 6/2008 Hanna
D576,710 S 9/2008 Fritz
D583,020 S * 12/2008 Downey D23/250
D583,021 S 12/2008 Downey
D594,532 S 6/2009 Schoenherr
D622,819 S 8/2010 Tippens et al.
D630,712 S 1/2011 Tippens et al.
D648,002 S 11/2011 Jones
D651,692 S 1/2012 Vanderheyden
D683,428 S 5/2013 Kwok

(Continued)

Related U.S. Application Data

(62) Division of application No. 29/622,558, filed on Oct. 18, 2017, now Pat. No. Des. 822,178, which is a division of application No. 29/603,056, filed on May 5, 2017, now Pat. No. Des. 803,990, which is a division of application No. 29/542,967, filed on Oct. 20, 2015, now Pat. No. Des. 786,407.

Primary Examiner — Robert A Delehanty

(74) *Attorney, Agent, or Firm* — Foley & Lardner LLP

(57) **CLAIM**

We claim the ornamental design for a faucet handle, as shown and described.

(51) **LOC (11) Cl.** **23-01**
(52) **U.S. Cl.**

DESCRIPTION

USPC **D23/250**
(58) **Field of Classification Search**
USPC D23/238–243, 249–250, 252, 254–255,
D23/257; D8/300, 307–308
CPC ... Y10T 137/9464; E03C 1/04; E03C 1/0401;
E03C 1/0402; E03C 1/0404; E03C
1/0405; E03C 1/0412
See application file for complete search history.

FIG. 1 is a top, front, left perspective view of an embodiment of the claimed design;
FIG. 2 is a front elevation view thereof;
FIG. 3 is a rear elevation view thereof;
FIG. 4 is a right side elevation view thereof;
FIG. 5 is a left side elevation view thereof;
FIG. 6 is a top plan view thereof; and,
FIG. 7 is a bottom plan view thereof.

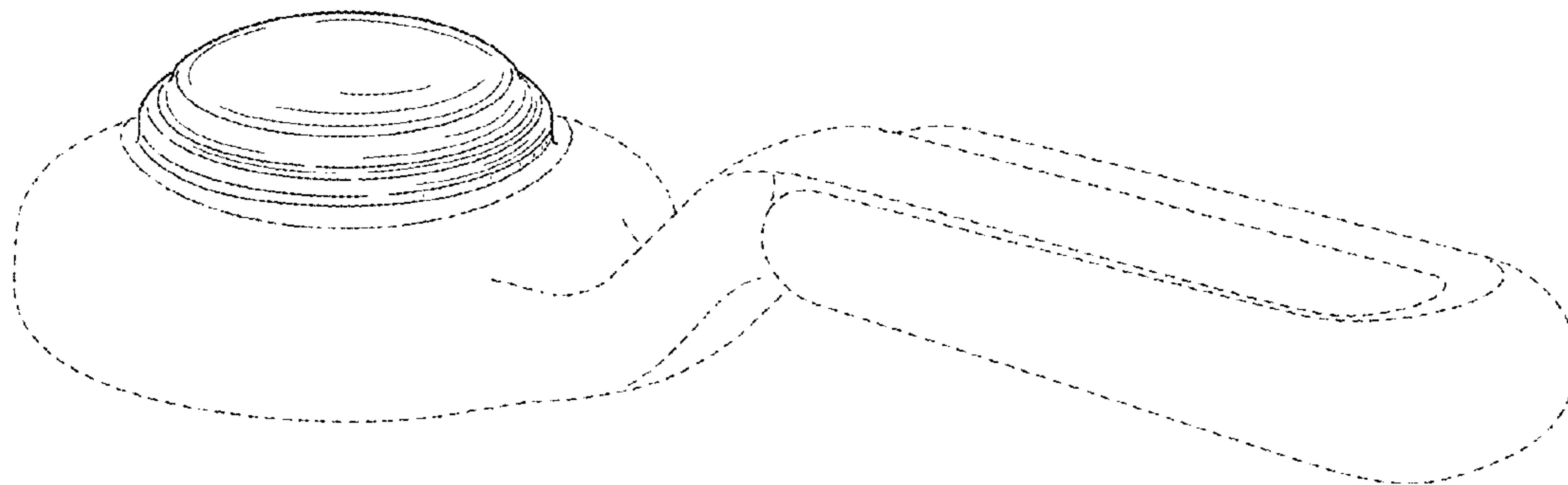
The ornamental design which is claimed is shown in solid lines in the drawings. The broken lines in the drawings are for illustrative purposes only and form no part of the claimed design. Broken lines formed by equal length dashes show unclaimed subject matter. Broken lines formed by unequal length dashes (i.e., dash-dot) define bounds of the claimed designed.

(56) **References Cited**

U.S. PATENT DOCUMENTS

D346,205 S 4/1994 Sauter
D349,154 S * 7/1994 Mark D23/252
D407,144 S 3/1999 Formgren
D444,860 S 7/2001 Slothower
D468,400 S * 1/2003 Panis D23/238

1 Claim, 7 Drawing Sheets



(56)

References Cited

U.S. PATENT DOCUMENTS

D683,429 S	5/2013	Kwok	
D683,821 S	6/2013	Reuter	
D704,027 S	5/2014	Trunek	
D713,508 S	9/2014	Downey	
D717,401 S	11/2014	Fritz	
D718,423 S *	11/2014	Rexach	D23/253
D721,164 S	1/2015	Georgeson	
D786,404 S	5/2017	Kaule	
D797,247 S	9/2017	Zhang	

* cited by examiner

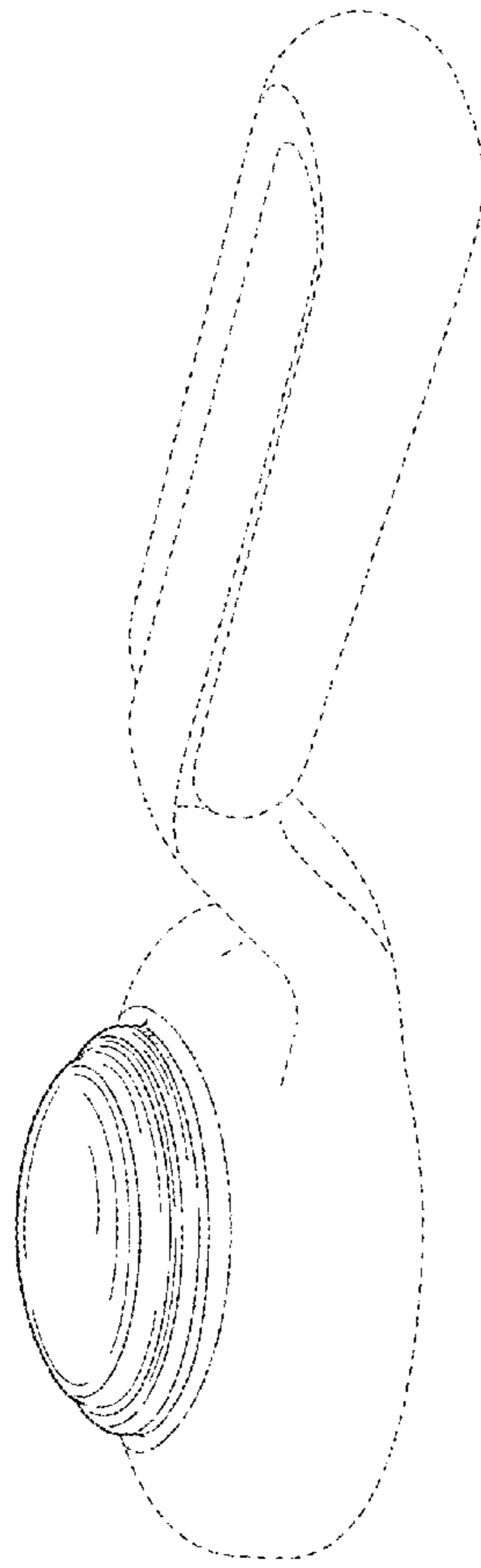


FIG. 1

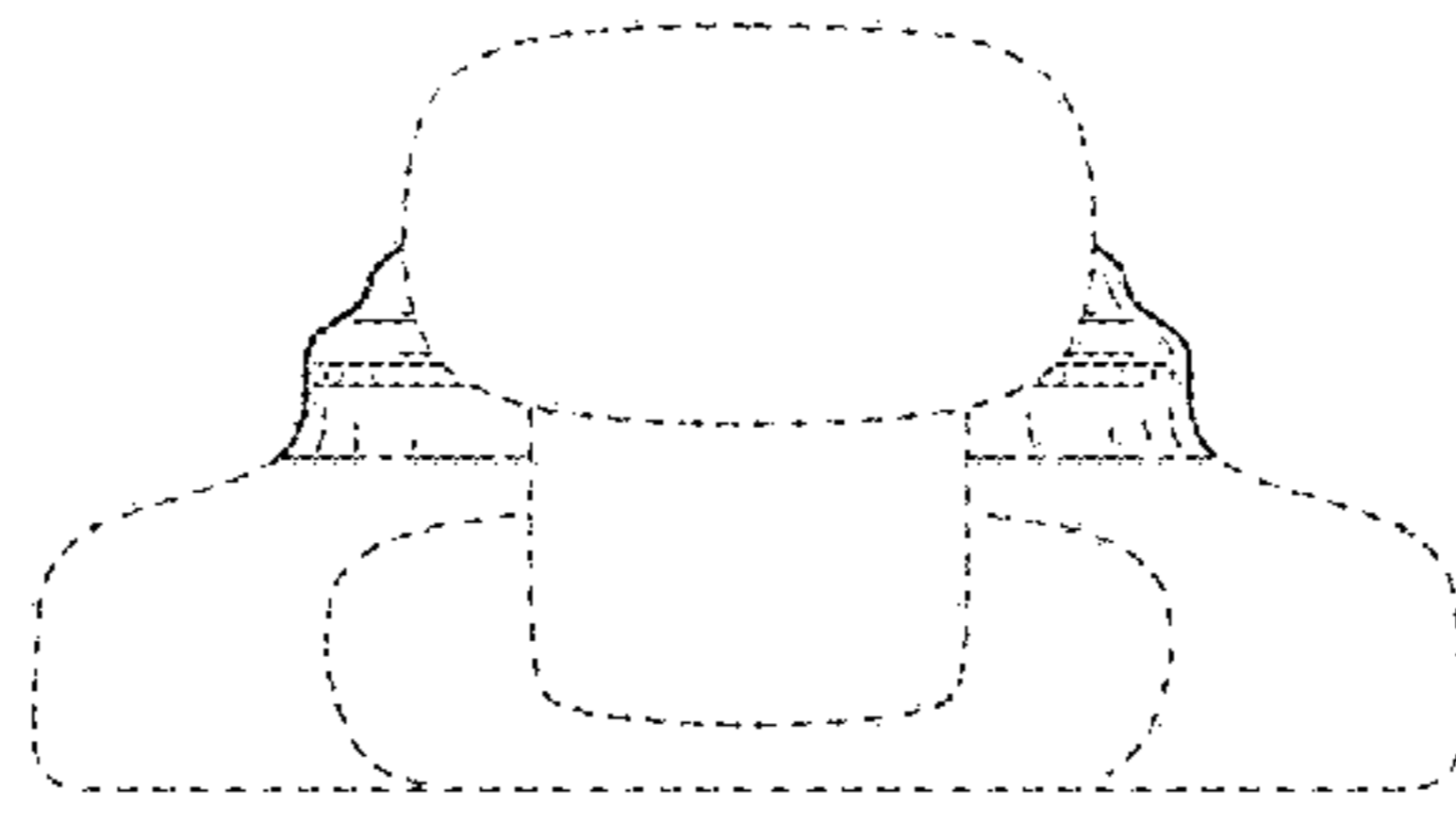


FIG. 2

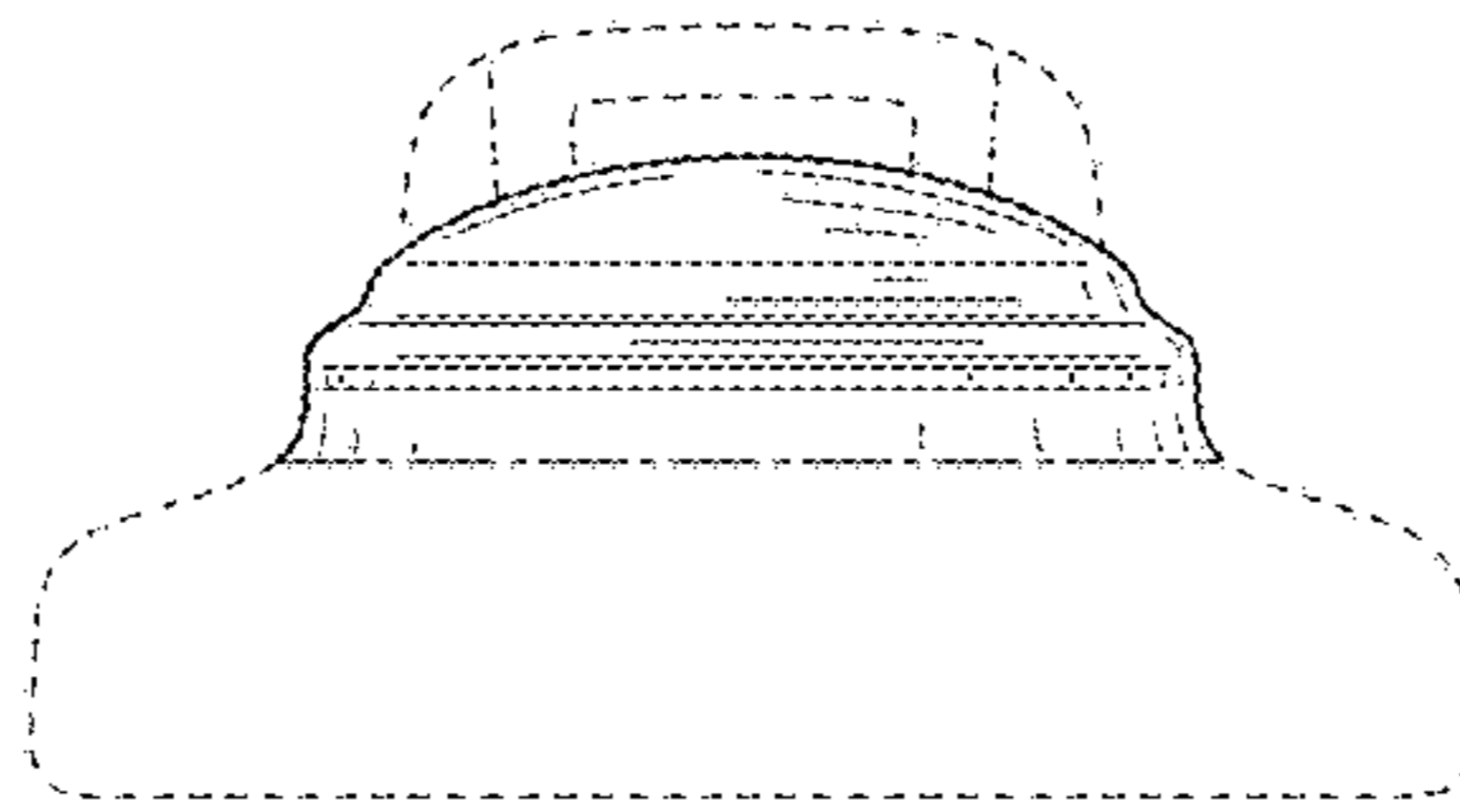


FIG. 3

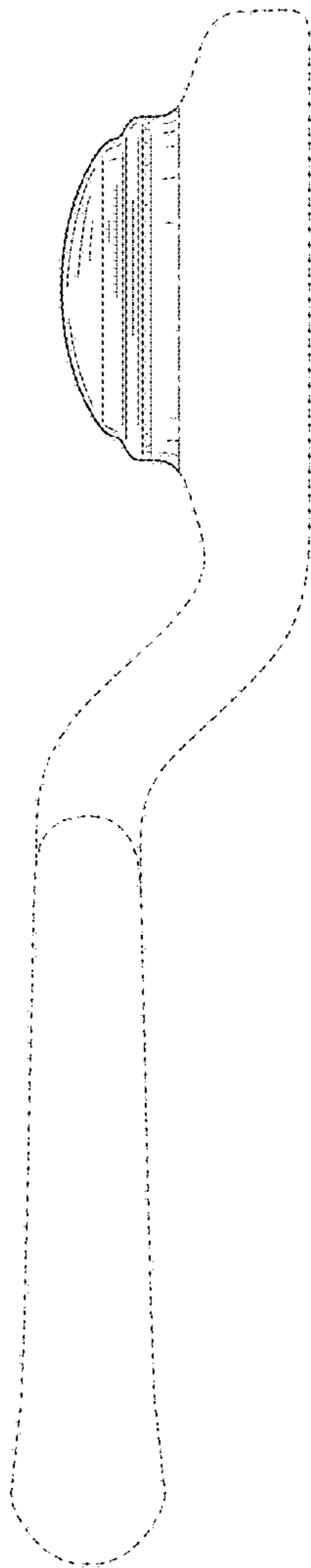


FIG. 4

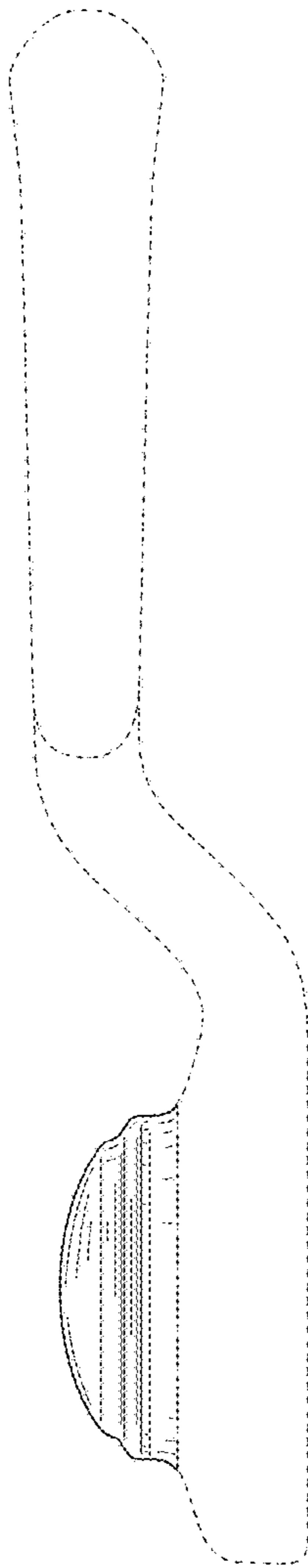


FIG. 5

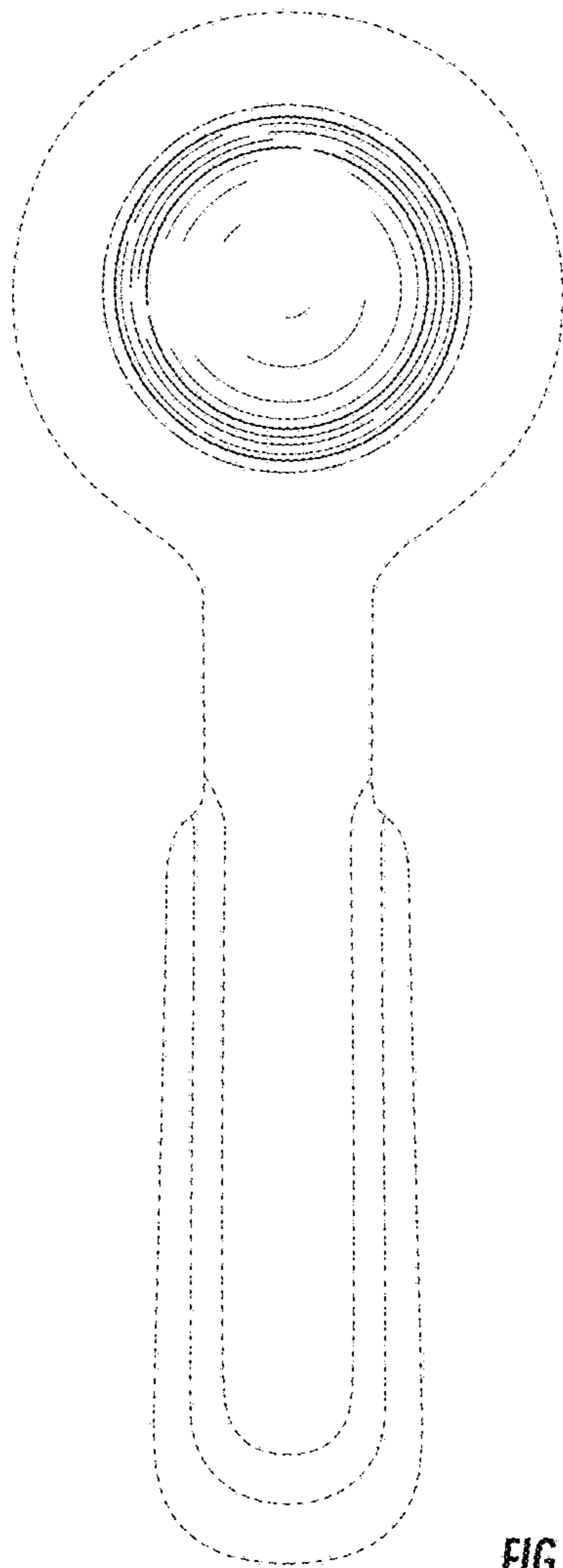


FIG. 6

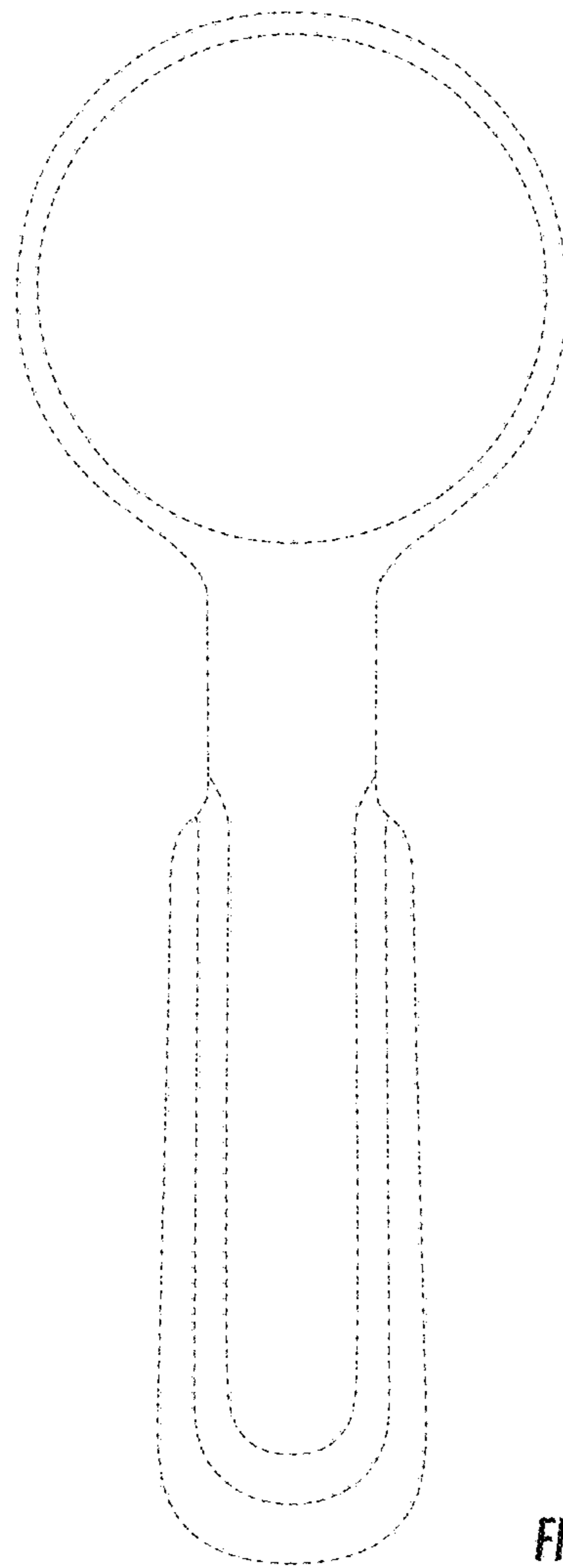


FIG. 7