

US00D846053S

(12) **United States Design Patent**
Becktor et al.

(10) **Patent No.:** **US D846,053 S**

(45) **Date of Patent:** **** Apr. 16, 2019**

(54) **GOLF CLUB HEAD**

(71) Applicant: **DUNLOP SPORTS CO. LTD.**,
Kobe-shi, Hyogo (JP)

(72) Inventors: **Mika Becktor**, New York, NY (US);
Keith Dolezel, Delhi, NY (US)

(73) Assignee: **DUNLOP SPORTS CO. LTD.**,
Kobe-shi (JP)

(**) Term: **15 Years**

(21) Appl. No.: **29/626,925**

(22) Filed: **Nov. 21, 2017**

(51) **LOC (11) Cl.** **21-02**

(52) **U.S. Cl.**
USPC **D21/759**

(58) **Field of Classification Search**
USPC D21/747-751, 759
CPC A63B 53/00; A63B 53/02; A63B 53/04;
A63B 53/047; A63B 53/0475; A63B
2053/0479; A63B 2053/0483; A63B
2053/0445; A63B 60/00; A63B 60/46
See application file for complete search history.

(56) **References Cited**

U.S. PATENT DOCUMENTS

D343,435 S *	1/1994	Poincenot	D21/750
D345,775 S *	4/1994	Poincenot	D21/750
D360,445 S *	7/1995	Schmidt	D21/748
D399,276 S *	10/1998	Hettinger	D21/747
D411,274 S *	6/1999	Renegar	D21/752
D426,276 S *	6/2000	Besnard	D21/747
D428,632 S *	7/2000	Besnard	D21/748
D449,866 S *	10/2001	Miller	D21/747
D476,050 S *	6/2003	Walker	D21/759
D479,568 S *	9/2003	Rodgers	D21/747
D491,241 S *	6/2004	Long	D21/747

D516,650 S *	3/2006	Wolfe	D21/747
D523,917 S *	6/2006	Wolfe	D21/747
D526,038 S *	8/2006	Kelley	D21/759
D533,610 S *	12/2006	Cleveland	D21/747
D580,506 S *	11/2008	Chick	D21/759
D584,371 S *	1/2009	Chick	D21/759
D589,106 S *	3/2009	Oldknow	D21/759
D589,107 S *	3/2009	Oldknow	D21/759
D603,918 S *	11/2009	Simon	D21/747
D606,607 S *	12/2009	Cooper	D21/759
D619,667 S *	7/2010	Cleveland	D21/747
D639,884 S *	6/2011	Breier	D21/759
D659,780 S *	5/2012	Llewellyn	D21/747
D659,784 S *	5/2012	Dolezel	D21/759
D682,377 S *	5/2013	Voshall	D21/759
D703,282 S *	4/2014	Breier	D21/747
D726,265 S *	4/2015	Nicolette	D21/747

(Continued)

Primary Examiner — Mitchell I. Siegel

(74) *Attorney, Agent, or Firm* — Oliff PLC

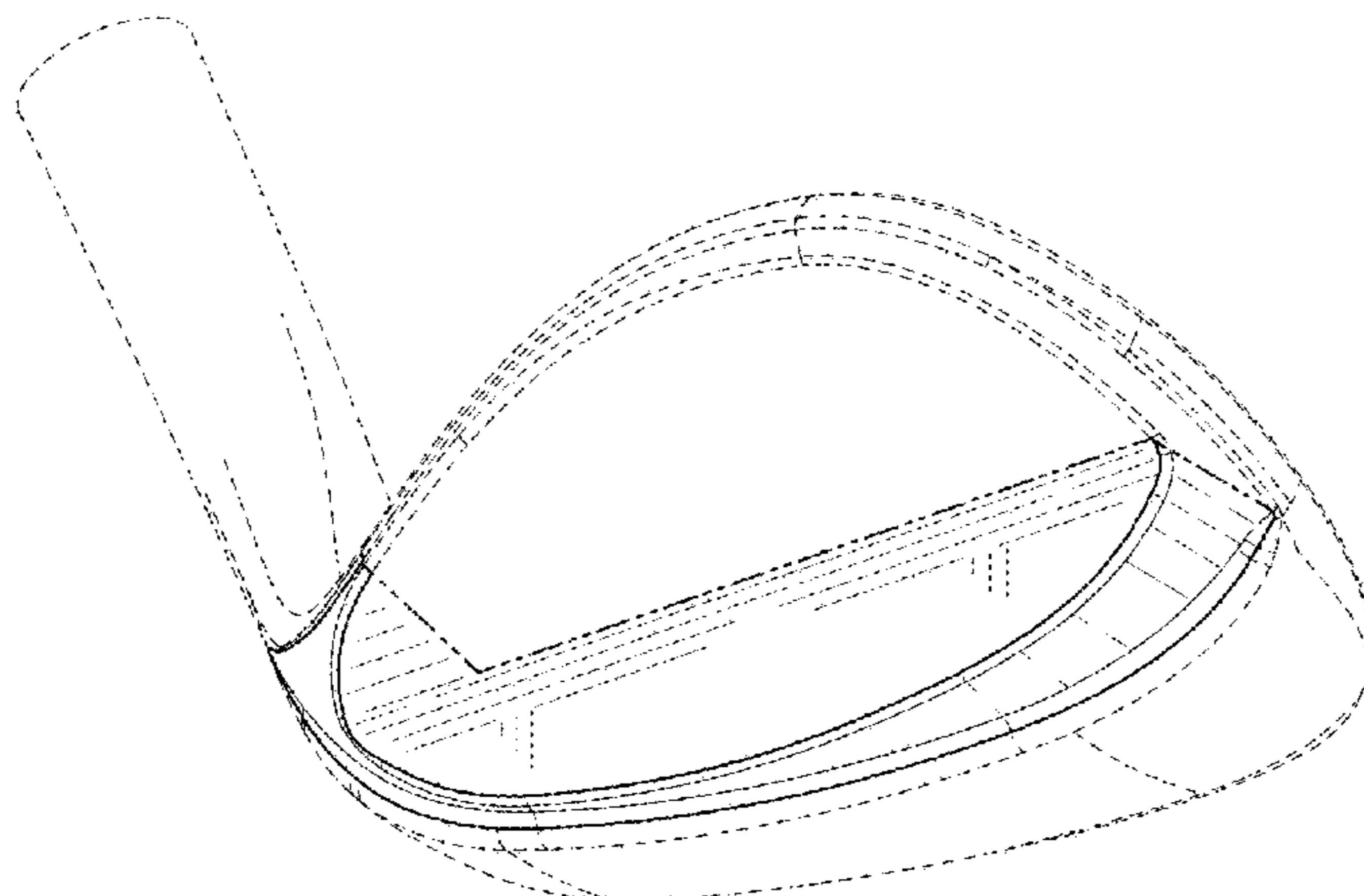
(57) **CLAIM**

The ornamental design for a golf club head, as shown and described.

DESCRIPTION

FIG. 1 is a top, rear, toe-side perspective view of the golf club head;
FIG. 2 is a bottom, rear, heel-side perspective view thereof;
FIG. 3 is a front elevational view thereof;
FIG. 4 is a rear elevational view thereof;
FIG. 5 is a top plan view thereof;
FIG. 6 is a bottom plan view thereof;
FIG. 7 is a toe-side elevational view thereof; and,
FIG. 8 is a heel-side elevational view thereof.
The broken lines depict unclaimed parts of the golf club head, and thus form no part of the claimed design. The dot-dot-dash chain lines depict boundaries of the claimed subject matter, and thus form no part of the claimed design.

1 Claim, 7 Drawing Sheets



(56)

References Cited

U.S. PATENT DOCUMENTS

D741,429 S	*	10/2015	Asatsuma	D21/759
D760,333 S	*	6/2016	Harrington	D21/747
D762,792 S	*	8/2016	Oliveiro	D21/747
D763,379 S	*	8/2016	Oldknow	D21/759
D763,380 S	*	8/2016	Oldknow	D21/759
D773,574 S	*	12/2016	Oliveiro	D21/747
D773,575 S	*	12/2016	Nicolette	D21/747
D783,747 S	*	4/2017	Harrington	D21/747
D810,217 S	*	2/2018	Long	D21/759
D810,850 S	*	2/2018	Becktor	D21/747
D829,837 S	*	10/2018	Wolfe	D21/747
D832,953 S	*	11/2018	Bacon	D21/747
D833,548 S	*	11/2018	Harrington	D21/747
D835,739 S	*	12/2018	Long	D21/759

* cited by examiner

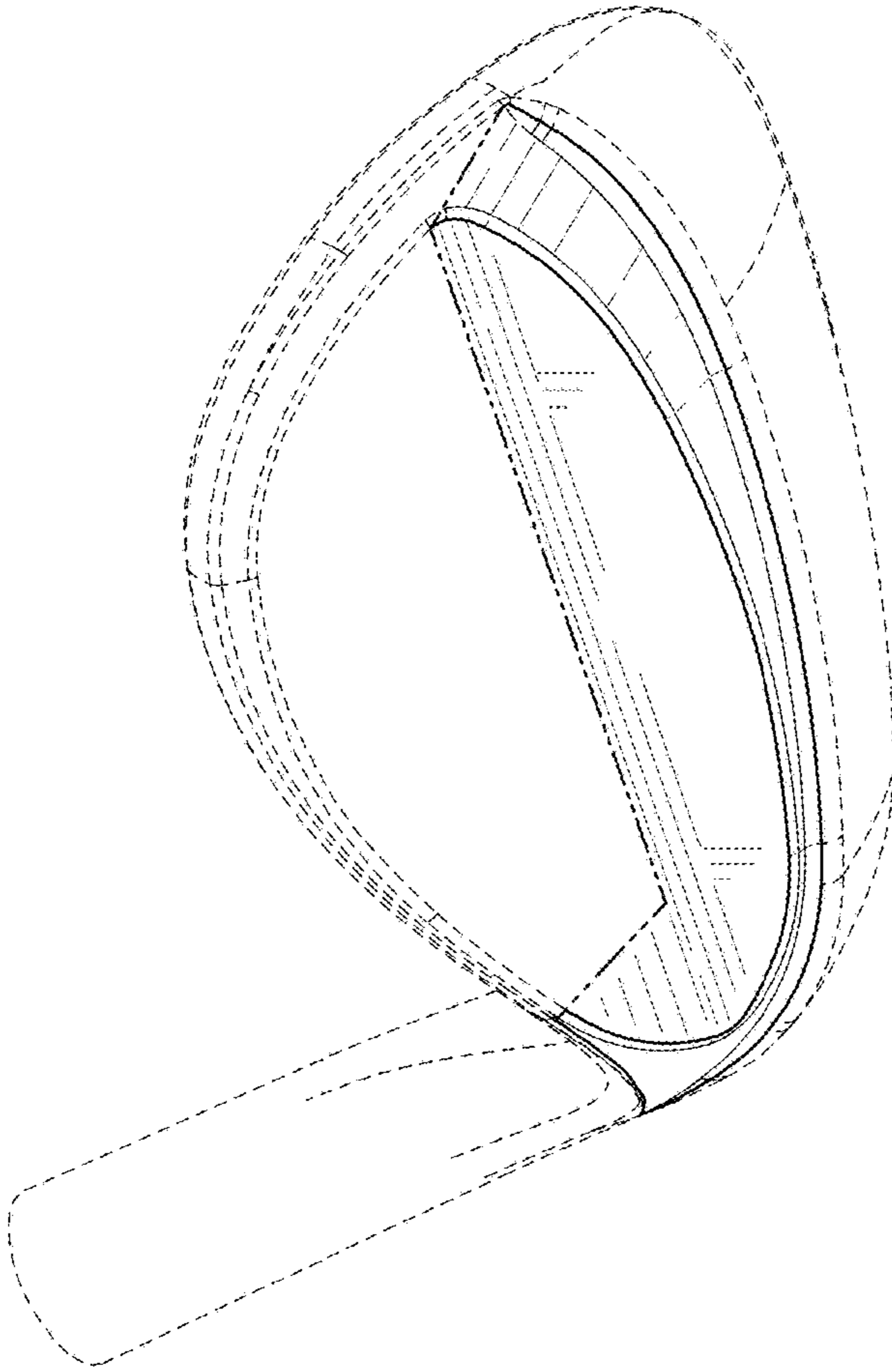


FIG. 1

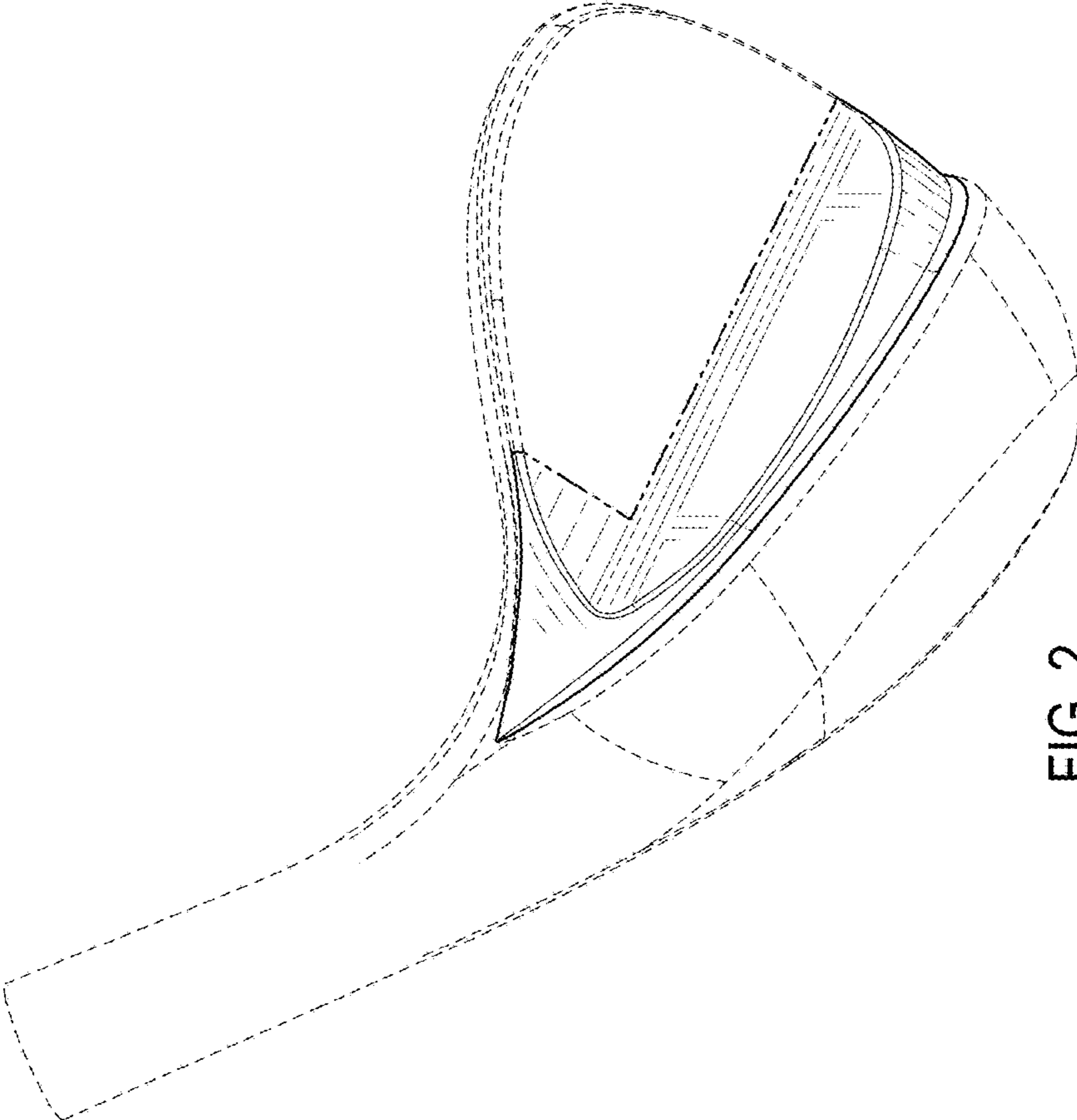


FIG. 2

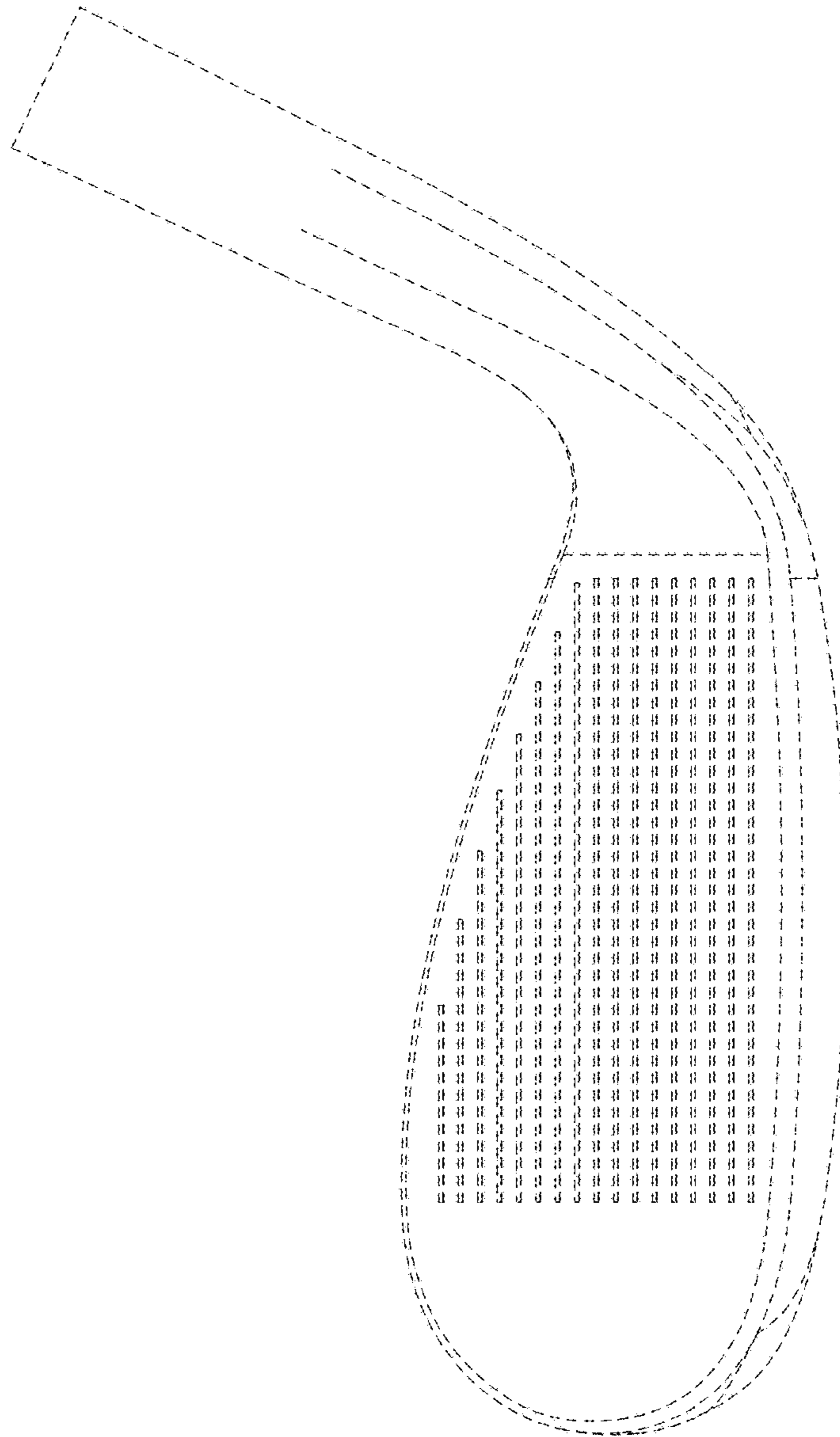


FIG. 3

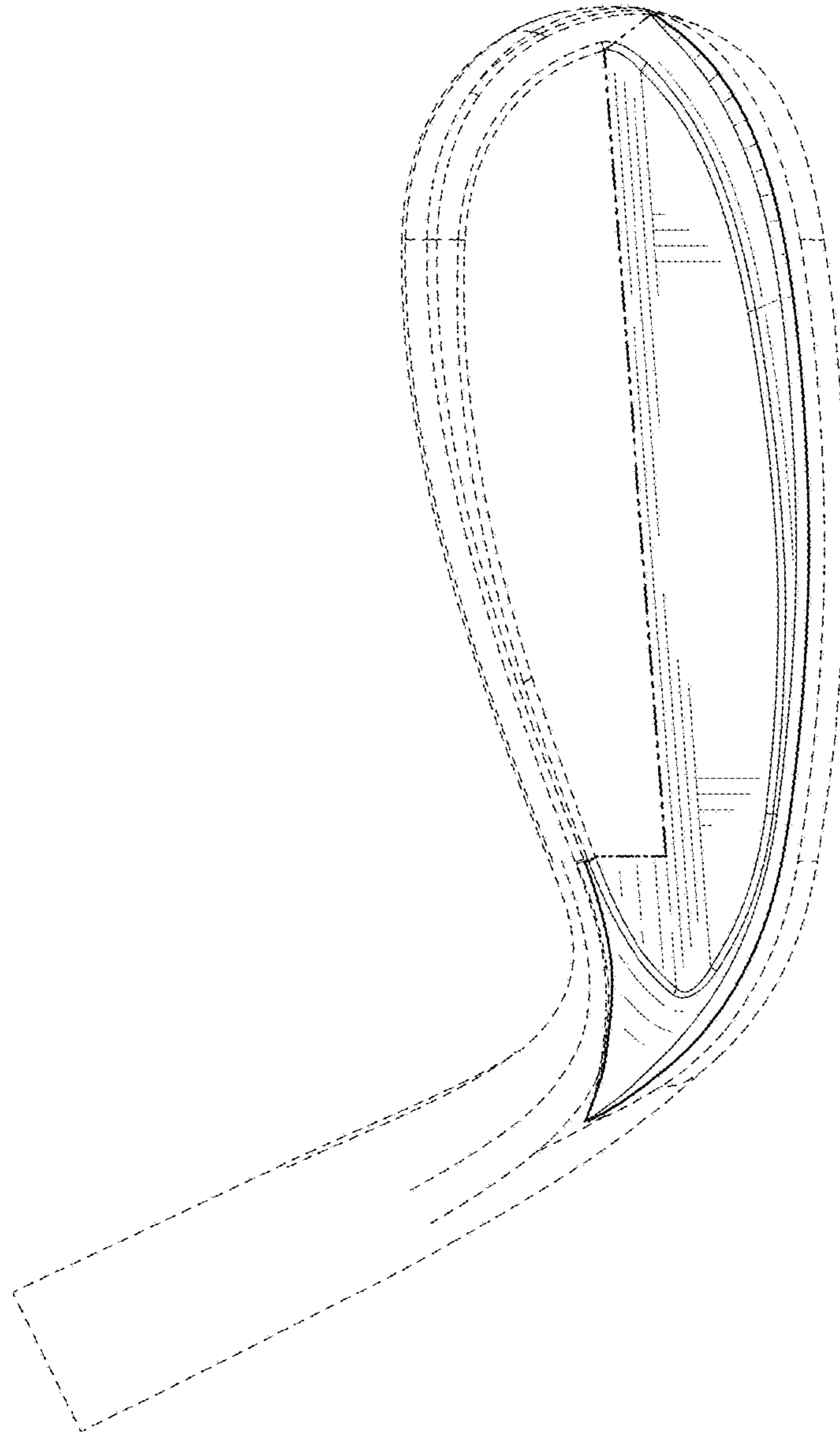


FIG. 4

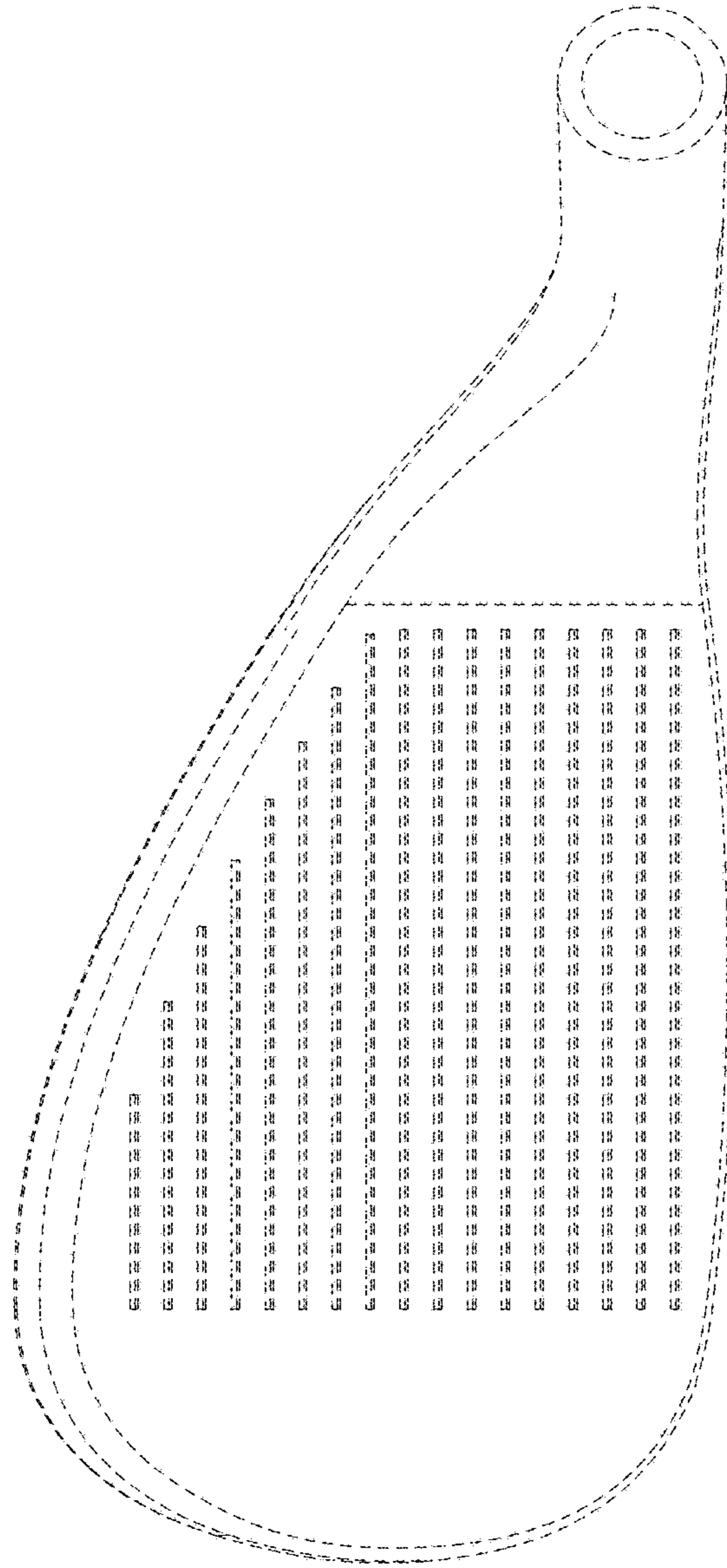


FIG. 5

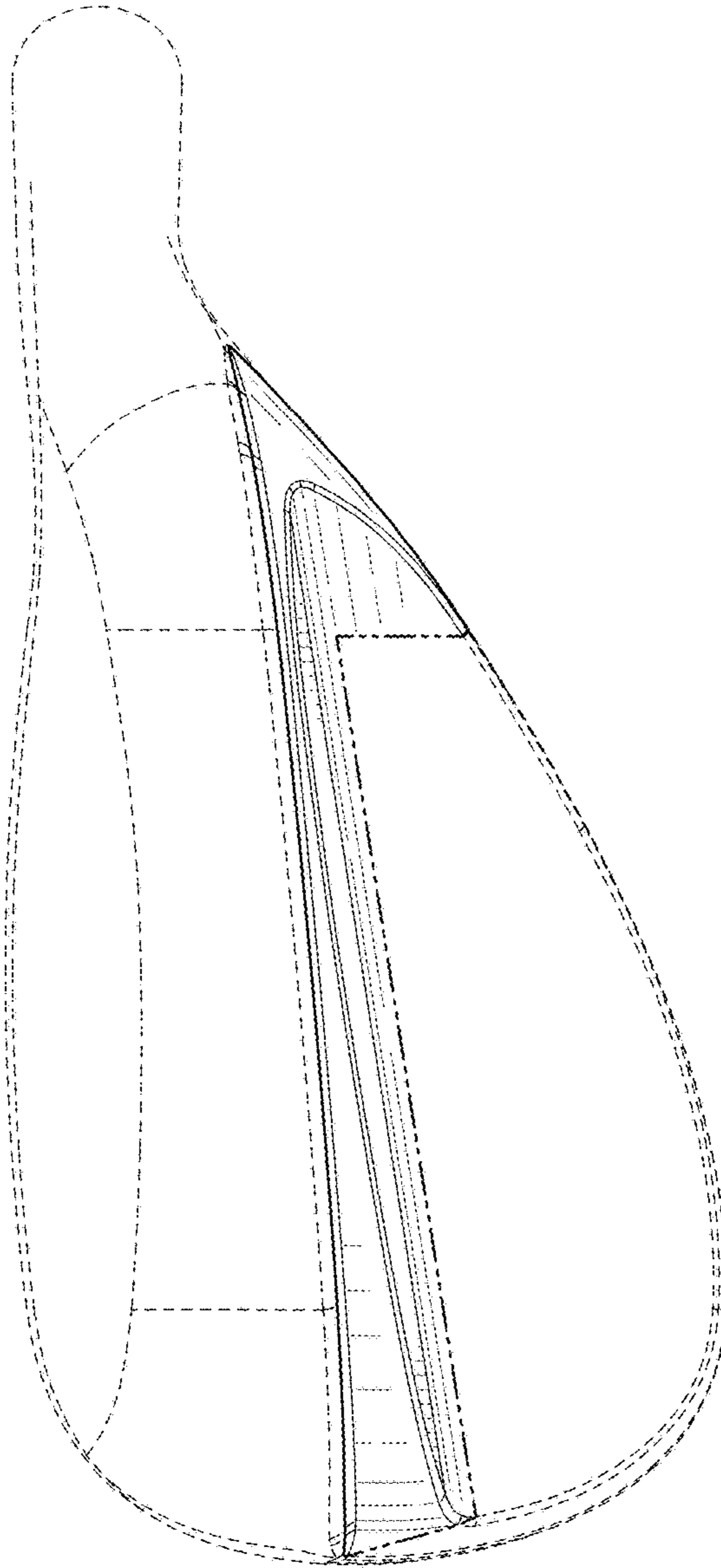


FIG. 6

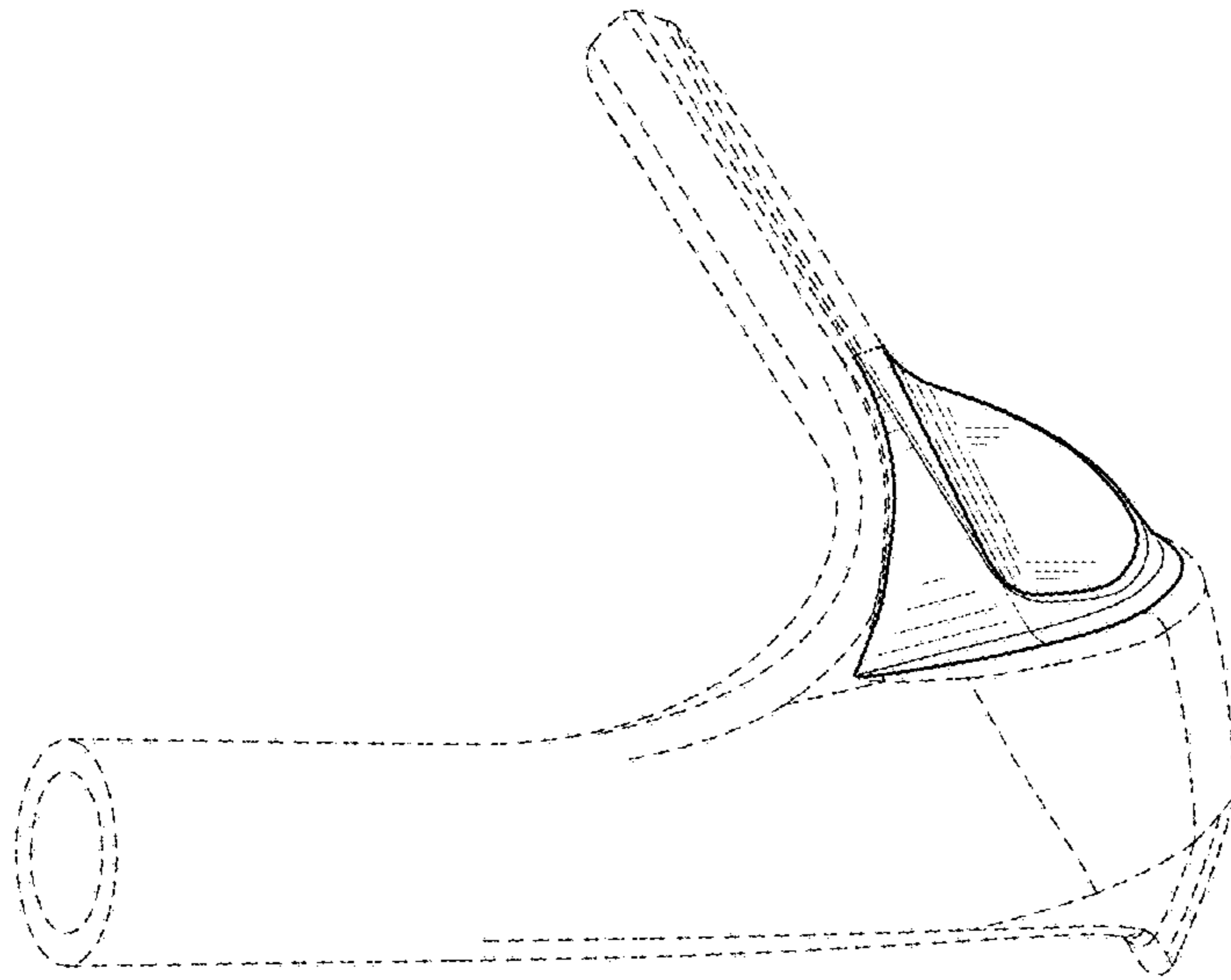


FIG. 8

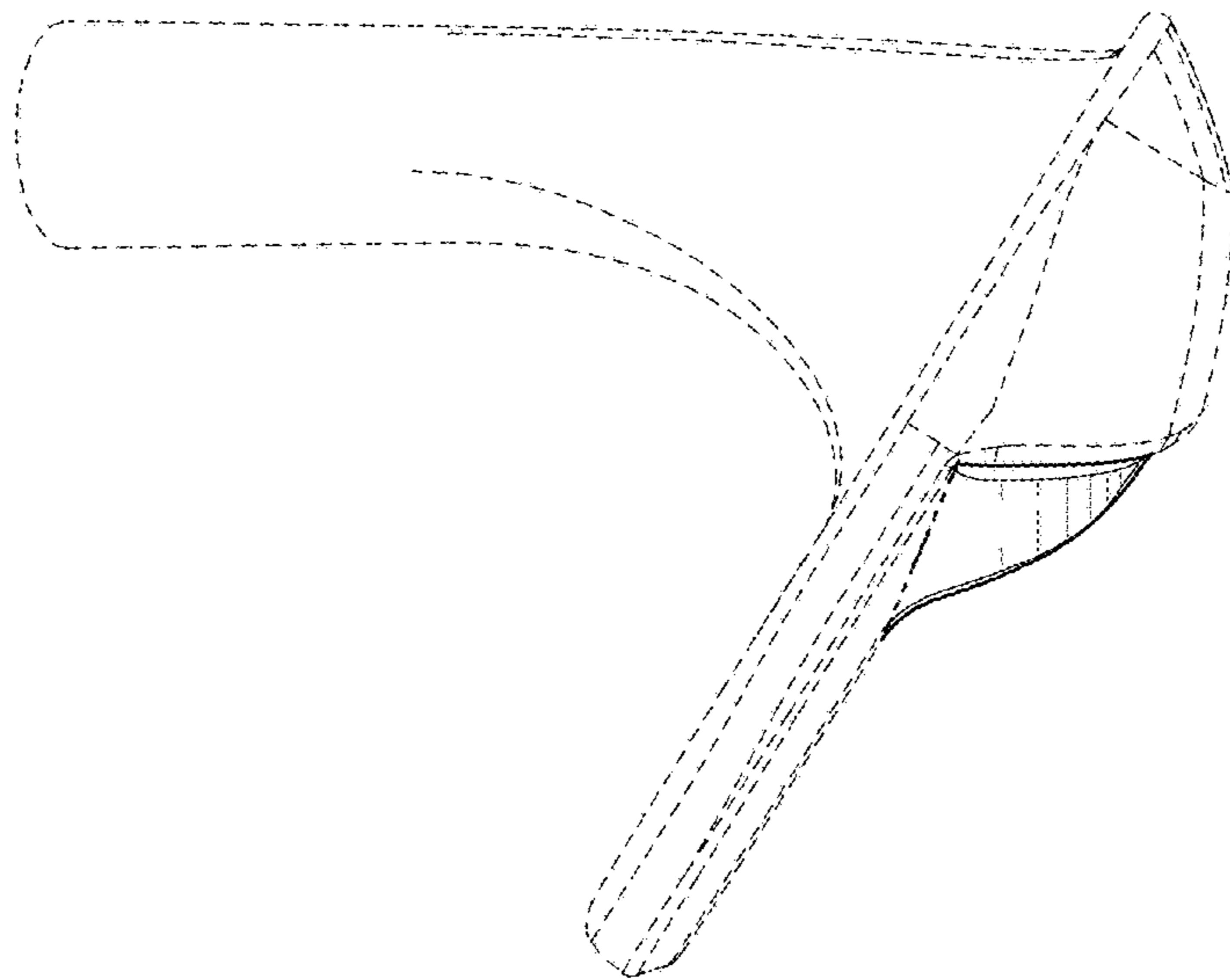


FIG. 7