

US00D846042S

(12) **United States Design Patent**
Yadhunathanan et al.

(10) **Patent No.:** **US D846,042 S**
(45) **Date of Patent:** **** Apr. 16, 2019**

- (54) **CIRCULAR EXERCISE WEIGHT**
- (71) Applicant: **Klein Yadhu LLP**, Bushey (GB)
- (72) Inventors: **Raj Yadhunathanan**, Middlesex (GB); **Alexander Daniel Klein**, Bushey (GB)
- (73) Assignee: **Klein Yadhu LLP**, Bushey (GB)
- (**) Term: **15 Years**
- (21) Appl. No.: **29/609,764**
- (22) Filed: **Jul. 5, 2017**
- (30) **Foreign Application Priority Data**

May 17, 2017 (GB) 6012602

- (51) **LOC (11) Cl.** **21-02**
- (52) **U.S. Cl.**
USPC **D21/680**
- (58) **Field of Classification Search**
USPC D21/686, 662, 679, 691, 680, 681, 682, D21/684, 685, 688, 800, 692; D24/188, D24/194; D6/349, 601; 482/95, 93, 91, 482/46, 44, 41, 40, 38, 12, 148, 145, 144, 482/142, 141, 139, 132, 128, 121, 112, 482/110, 109, 108, 106
CPC ... A63B 23/1218; A63B 1/00; A63B 21/4035; A63B 21/00047; A63B 23/1236; A63B 21/1636; A63B 21/1645; A63B 21/068; A63B 23/12; A63B 21/0724; A63B 21/1627; A63B 21/169
See application file for complete search history.

(56) **References Cited**

U.S. PATENT DOCUMENTS

D134,341 S * 11/1942 Churchill D21/688
3,767,191 A * 10/1973 Riley A63B 5/12
482/132

4,193,592 A * 3/1980 Bishow A63B 21/0004
472/14
D255,372 S * 6/1980 Tidmore 482/146
4,351,525 A * 9/1982 Rozenblad A63B 23/12
482/141
5,713,823 A * 2/1998 Walendzak A63B 22/18
482/139
6,129,651 A * 10/2000 Denaro A63B 21/00047
482/141
D469,831 S * 2/2003 Tuccillo D21/686
D523,493 S * 6/2006 Horton D21/662
D576,693 S * 9/2008 Khubani D21/662
D579,503 S * 10/2008 Hauser A63B 21/00047
D21/662
D585,947 S * 2/2009 Royster D21/662
8,827,879 B2 * 9/2014 Nicholas A63B 21/0004
482/132
9,079,072 B2 * 7/2015 Agostini A63B 22/18
D739,900 S * 9/2015 Smith D21/662
9,278,242 B2 * 3/2016 Winn A63B 5/12

(Continued)

OTHER PUBLICATIONS

Rotator Shield by Rotator Shield dated no date given. Found online [Jul. 16, 2018] <http://www.rotatorshield.com/the-rotators-shield/>.*

Primary Examiner — Ryan Harvey

(74) *Attorney, Agent, or Firm* — MacCord Mason PLLC

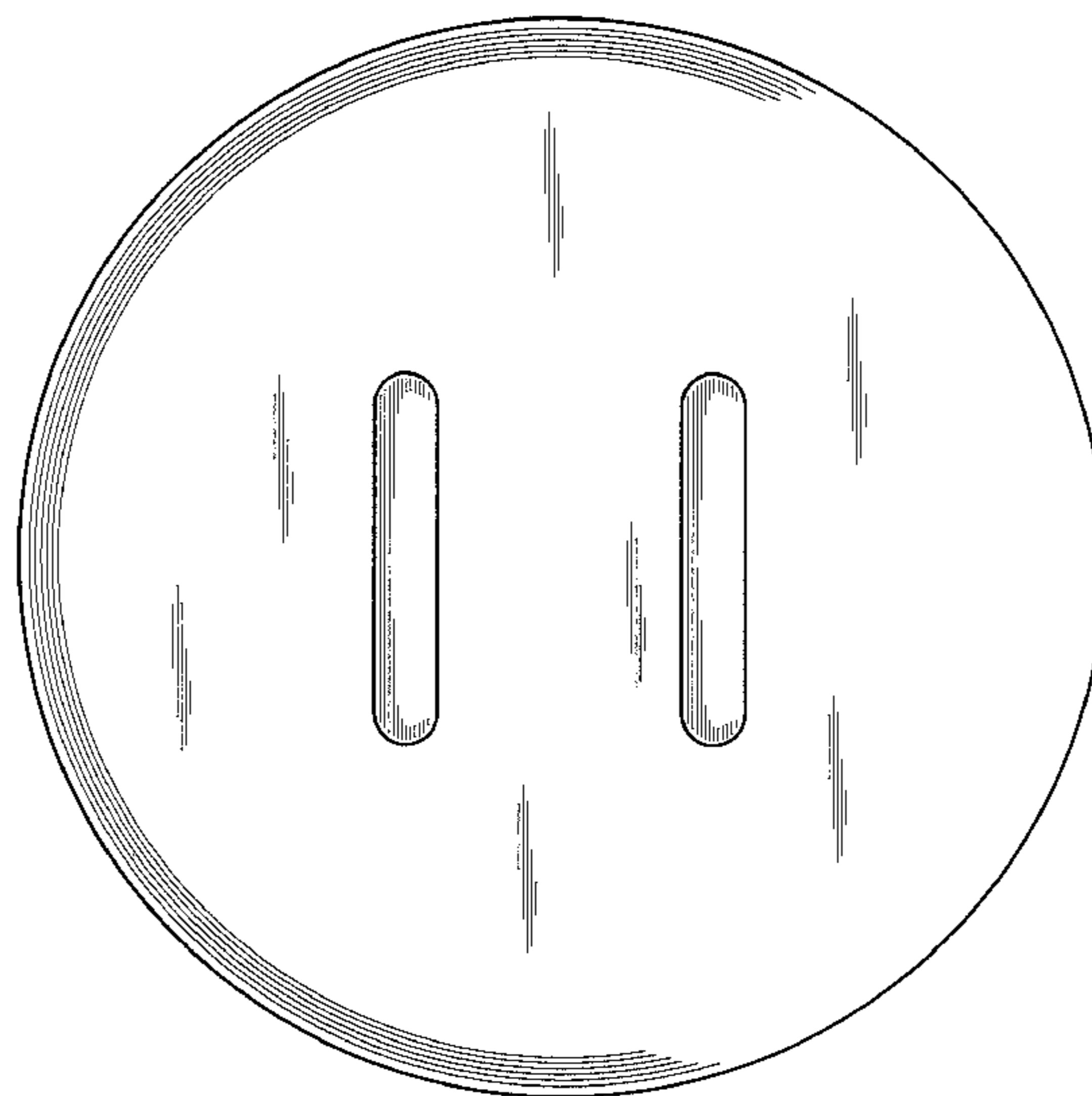
(57) **CLAIM**

The ornamental design for circular exercise weight, as shown and described.

DESCRIPTION

FIG. 1 is a top view of a circular exercise weight showing our design;
FIG. 2 is a side elevation view thereof;
FIG. 3 is a bottom view thereof;
FIG. 4 is a side perspective view thereof; and,
FIG. 5 is a bottom perspective view thereof.

1 Claim, 5 Drawing Sheets



(56)

References Cited

U.S. PATENT DOCUMENTS

9,358,419 B1 * 6/2016 Smith A63B 21/06
9,789,346 B1 * 10/2017 Kime A63B 21/0005
2004/0009859 A1 * 1/2004 Gottlieb A63B 21/0004
482/146
2004/0018924 A1 * 1/2004 Szydowski A63B 21/0004
482/146
2004/0211432 A1 * 10/2004 Toerner A63B 22/14
128/897
2006/0035771 A1 * 2/2006 Gant A63B 23/12
482/141
2010/0210430 A1 * 8/2010 Mulderrig A63B 22/16
482/141
2010/0279833 A1 * 11/2010 Gant A63B 21/00047
482/141
2010/0317496 A1 * 12/2010 Abranchess A63B 21/0004
482/141
2011/0166006 A1 * 7/2011 Howard A63B 21/0004
482/141
2012/0258841 A1 * 10/2012 James A63B 23/1236
482/91

* cited by examiner

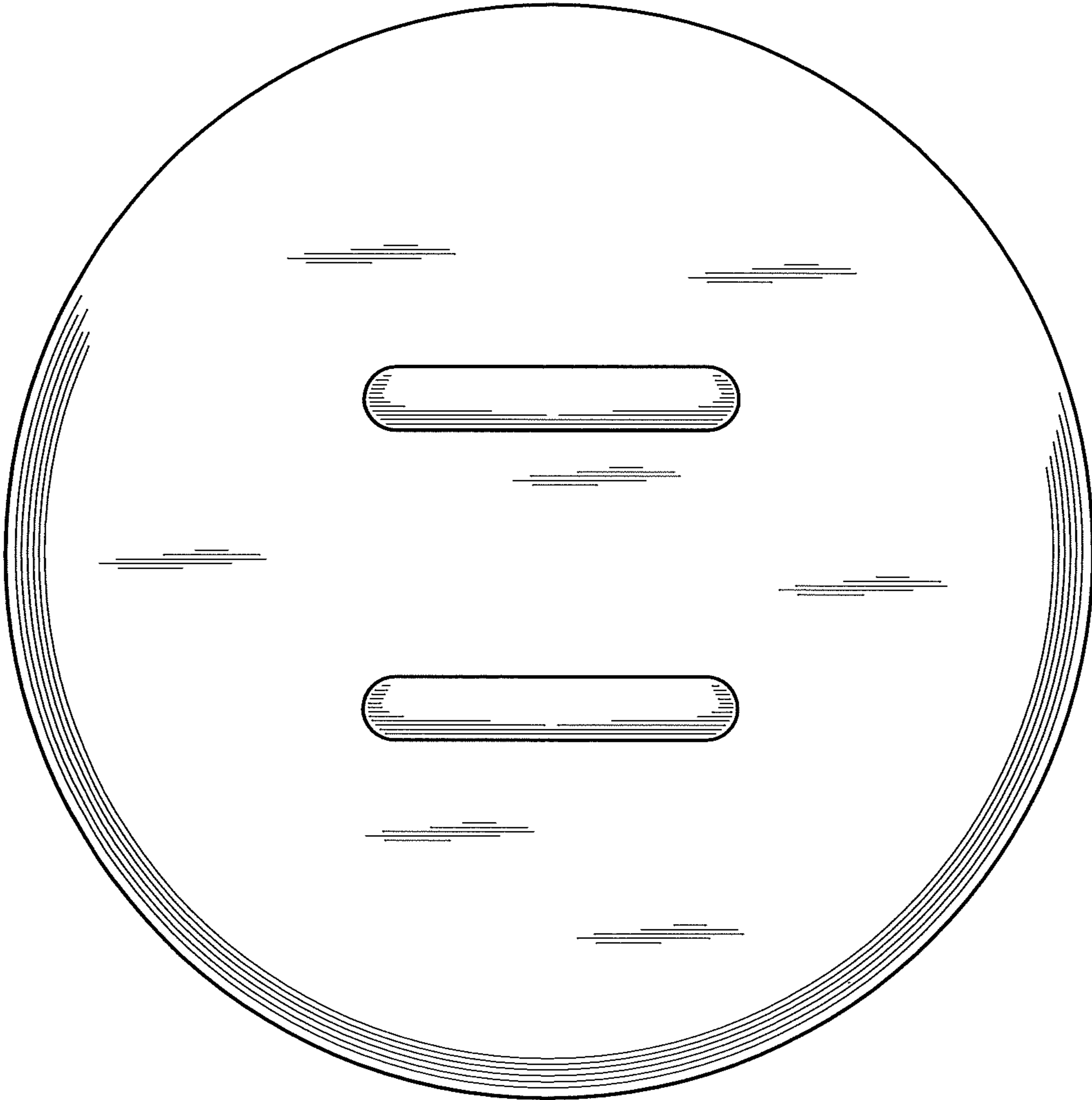


FIG. 1

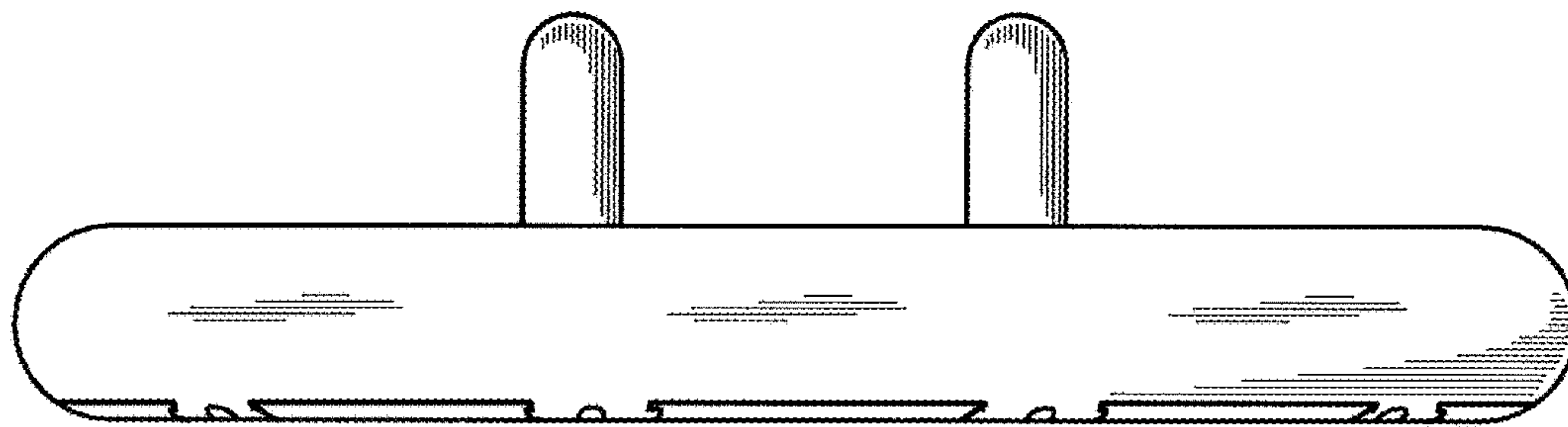


FIG. 2

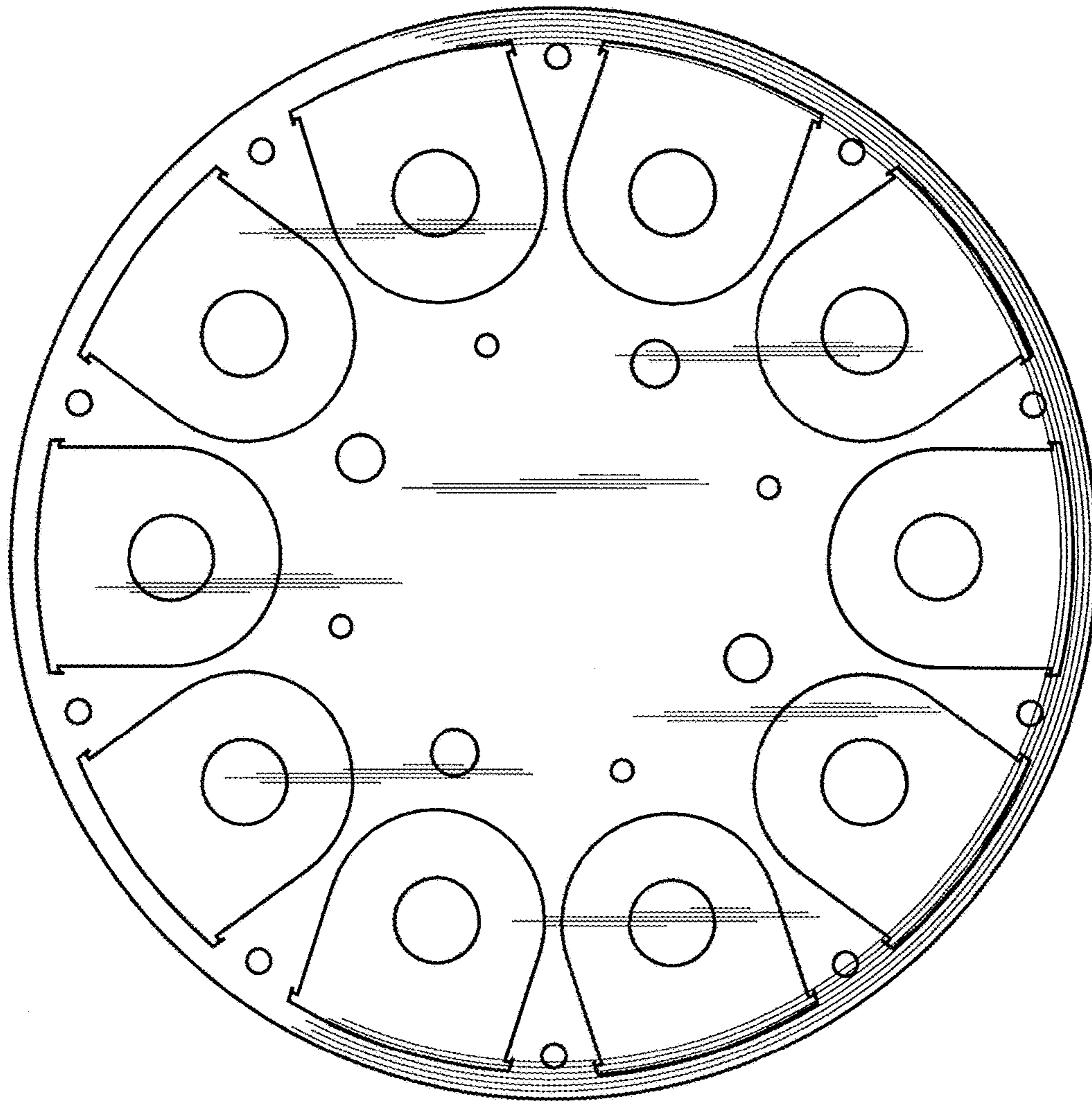


FIG. 3

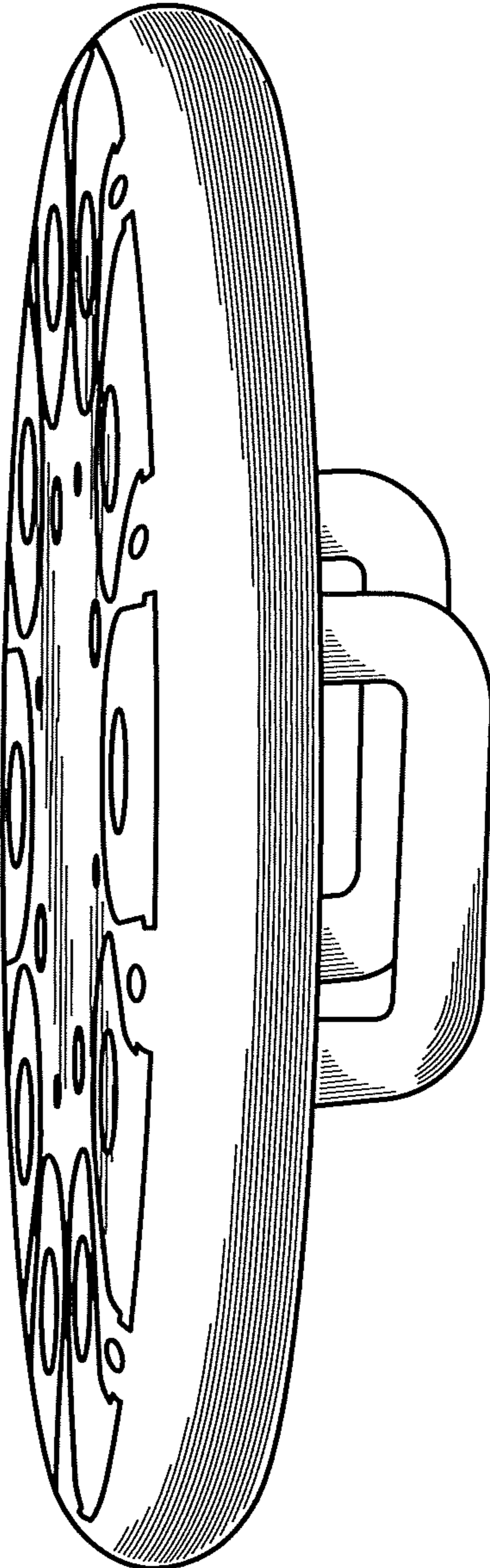


FIG. 4

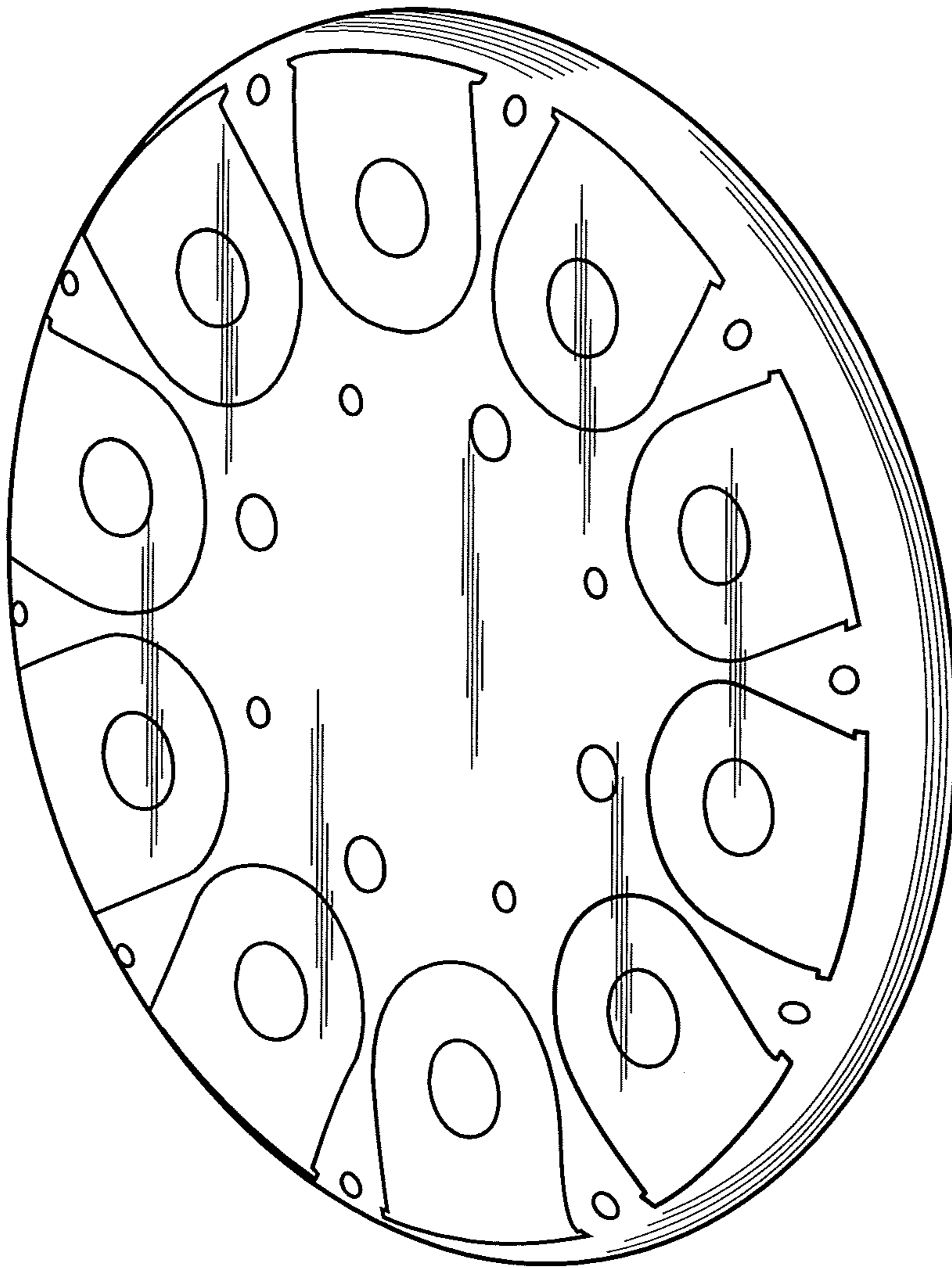


FIG. 5