

US00D846029S

(12) **United States Design Patent**
Shuter

(10) **Patent No.:** **US D846,029 S**
(45) **Date of Patent:** **** Apr. 16, 2019**

(54) **PLAYING CARD**

(71) Applicant: **Jeffrey Shuter**, Scottsdale, AZ (US)

(72) Inventor: **Jeffrey Shuter**, Scottsdale, AZ (US)

(**) Term: **15 Years**

(21) Appl. No.: **29/612,168**

(22) Filed: **Jul. 28, 2017**

Related U.S. Application Data

(63) Continuation-in-part of application No. 29/568,674, filed on Jun. 20, 2016, now abandoned.

(51) **LOC (11) Cl.** **21-01**

(52) **U.S. Cl.**
USPC **D21/376**

(58) **Field of Classification Search**
USPC D21/334, 338, 341, 342, 365, 376, 377,
D21/379, 380, 381, 385, 386, 390, 392,
D21/396, 397; D10/46.1; D11/95, 96;
D20/17, 19, 22, 27, 40, 43
CPC A63F 3/00; A63F 3/08; A63F 3/00006;
A63F 9/04; A63F 9/20; A63F 2003/00719
See application file for complete search history.

(56) **References Cited**

U.S. PATENT DOCUMENTS

46,525 A	2/1865	Harold	
347,192 A *	8/1886	Owen	A63F 9/20 273/294
D27,905 S *	11/1897	Carey	D21/376
D44,430 S *	7/1913	Wilson	273/303
D107,178 S *	11/1937	Nekuda	D21/376
D131,632 S *	3/1942	Morre	D21/376
D156,310 S	12/1949	Bittle	
D159,015 S *	6/1950	Storey	D10/46.1
D227,793 S *	7/1973	Eck	273/236
D235,073 S	5/1975	Warren	
D238,383 S *	1/1976	Birchall	D10/46.1

D239,400 S *	3/1976	Collins	D21/346
4,223,892 A *	9/1980	Matherne	A63F 3/00006 273/248
D262,096 S	12/1981	Riggsbee	
D292,999 S	12/1987	Curran	
D375,529 S *	11/1996	Kohler	D21/303
D379,068 S *	5/1997	Cleroux, Sr.	D10/46.1

(Continued)

OTHER PUBLICATIONS

“Apostrophe Games 200+ Blank Square Playing Cards (Matte Finish & Square Size)” Jul. 27, 2017, amazon.com, site visited Aug. 11, 2018 <https://www.amazon.com/Apostrophe-Games-Square-Playing-Finish/dp/B06XNKWZV9/ref=cm_cr_arp_d_product_top?ie=UTF8> (Year: 2017).*

(Continued)

Primary Examiner — Kevin K Rudzinski
Assistant Examiner — Paul D Bohannon
(74) *Attorney, Agent, or Firm* — Weide & Miller, Ltd.

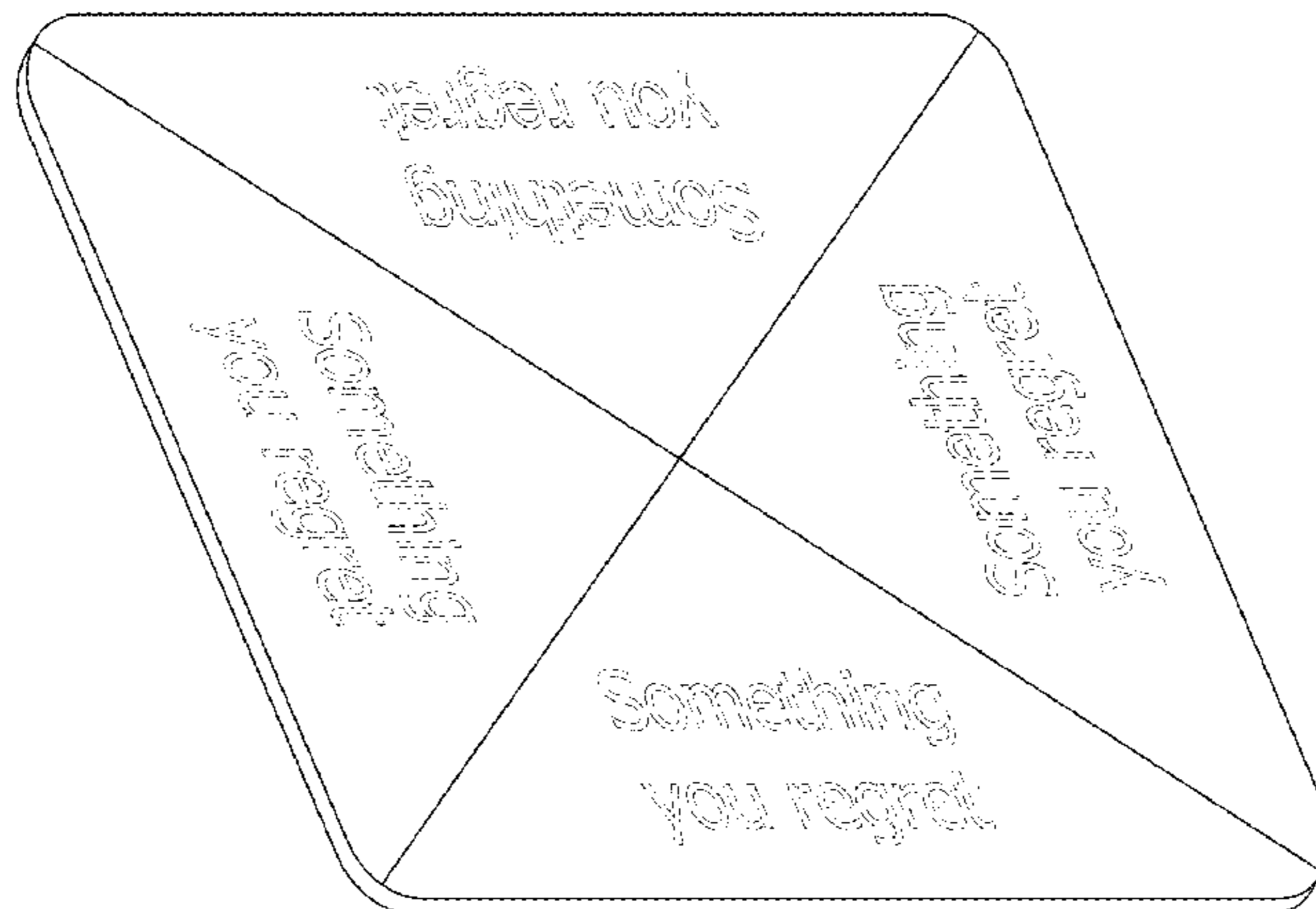
(57) **CLAIM**

The ornamental design for a playing card, as shown and described.

DESCRIPTION

FIG. 1 is a top view of a playing card showing the new design.
FIG. 2 is a front view of the playing card of FIG. 1, the left side, right-side, and back view being identical to the front view; and,
FIG. 3 is a perspective view of the playing card of FIG. 1. The bottom view of the playing card is omitted because the bottom of the playing card is flat, includes no surface ornamentation, and forms no part of the claimed design. The broken line showing of text forms no part of the claimed design.

1 Claim, 3 Drawing Sheets



(56)

References Cited

U.S. PATENT DOCUMENTS

5,709,384 A * 1/1998 Miller A63F 3/00006
273/244.2
6,328,308 B1 * 12/2001 Kirby A63F 1/04
273/299
D538,351 S * 3/2007 Strong D20/27
D554,198 S * 10/2007 Vializ D21/365
D642,623 S * 8/2011 Turner D19/11
D649,603 S 11/2011 Leigh
D678,951 S * 3/2013 Kaderli D20/27
8,398,081 B1 * 3/2013 Girolmo A63F 9/04
273/268
D690,772 S * 10/2013 Kado D20/19
D725,195 S * 3/2015 Howard D20/11
2004/0090010 A1 5/2004 Wilson
2015/0258427 A1 9/2015 D'Souza
2016/0016075 A1 1/2016 Berk
2016/0023105 A1 1/2016 Greenmun
2016/0089593 A1 3/2016 Bohadi
2016/0308794 A1 10/2016 Kim et al.
2016/0370963 A1 12/2016 Morschheuser

OTHER PUBLICATIONS

Maranda Enterprises, LLC, Speedy Recall, <https://marandagames.com/products/speedy-recall>, 2 Pages, accessed Oct. 30, 2017.

* cited by examiner




FIG. 1




FIG. 2

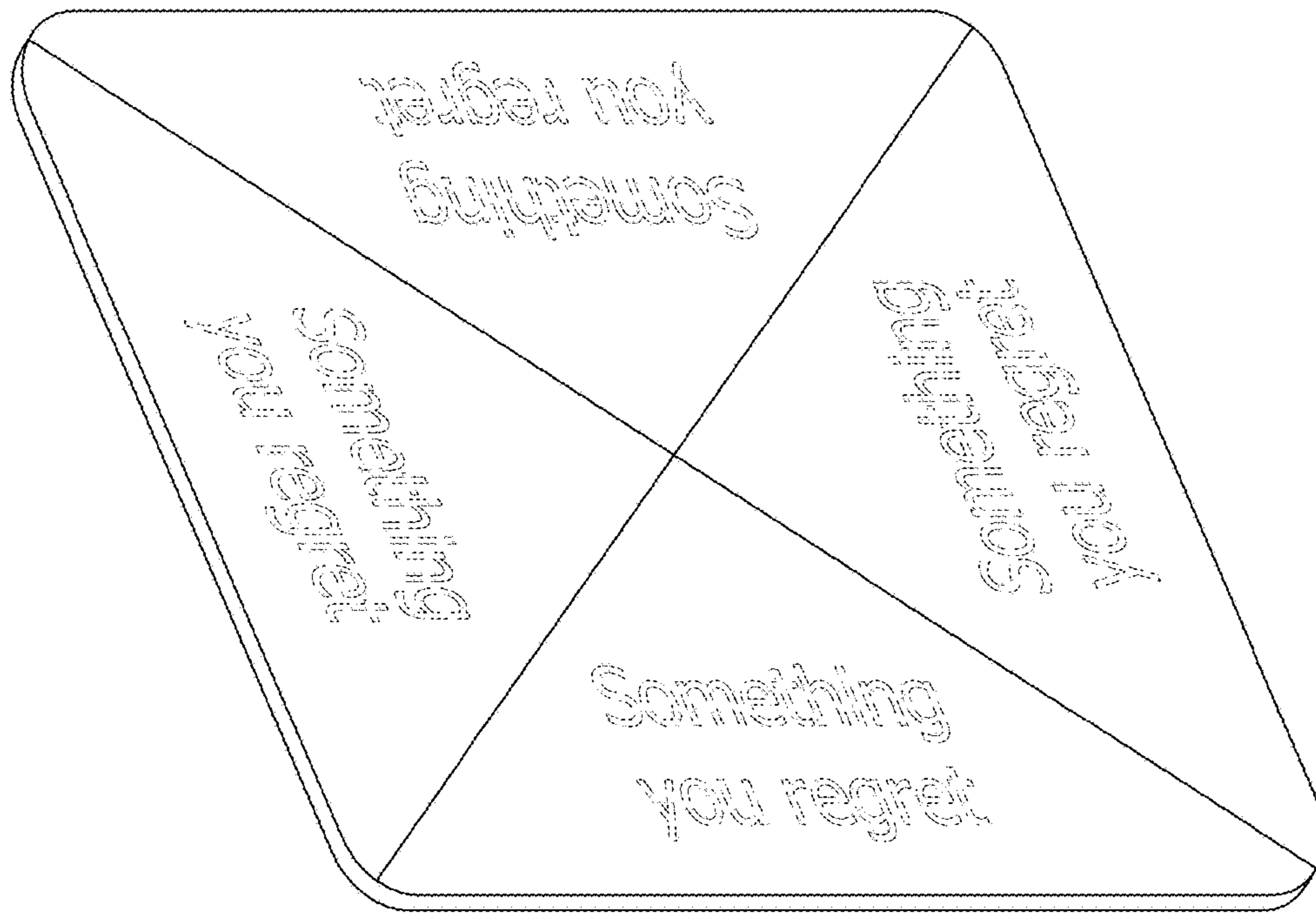


FIG. 3