



US00D846000S

(12) **United States Design Patent**
Paddock

(10) **Patent No.:** **US D846,000 S**

(45) **Date of Patent:** **** Apr. 16, 2019**

(54) **ENGINE ACCESSORY MOUNTING BRACKET**

(71) Applicant: **CVF Motorsports, Inc.**, New Prague, MN (US)

(72) Inventor: **Erik Paddock**, Northfield, MN (US)

(73) Assignee: **CVF MOTORSPORTS, INC.**, New Prague, MN (US)

(**) Term: **15 Years**

(21) Appl. No.: **29/621,886**

(22) Filed: **Oct. 12, 2017**

(51) **LOC (11) Cl.** **15-01**

(52) **U.S. Cl.**
USPC **D15/5**

(58) **Field of Classification Search**

USPC D8/349, 352, 354, 356, 357, 366, 380, D8/382, 383, 394, 396, 499; D12/87, D12/223; D15/1-7; D23/322, 323
CPC F02B 63/06; F02B 67/06; F02B 2275/06; F02F 7/0046

See application file for complete search history.

(56) **References Cited**

U.S. PATENT DOCUMENTS

D272,356 S *	1/1984	Hall	D15/4
D323,509 S *	1/1992	Dimmitt	248/642
D332,951 S *	2/1993	Seats	D15/5
D453,143 S *	1/2002	Jones	D13/122
D520,021 S *	5/2006	Nakamura	D15/4
D520,022 S *	5/2006	Nakamura	D15/4
D582,431 S *	12/2008	Chisenhall	D15/5
D586,266 S *	2/2009	Burns	D12/126
D604,150 S *	11/2009	Lee	D12/114
D613,591 S *	4/2010	Lee	D12/114

(Continued)

OTHER PUBLICATIONS

Power Steering Bracket, posted on cvfracing.com, no posted date given, no production date given, [online], [site visted Sep. 26,

2018], Available from Internet, URL: <https://www.cyfracing.com/ford-small-block-power-steering-bracket-289-302-351w-1969/> (Year: 2018).*

(Continued)

Primary Examiner — Garth Rademaker

Assistant Examiner — Fritzgerald L Butac

(74) *Attorney, Agent, or Firm* — Vidas, Arrett & Steinkraus, P.A.

(57) **CLAIM**

The ornamental design for an engine accessory mounting bracket, as shown and described.

DESCRIPTION

FIG. 1 is a front view of the engine accessory mounting bracket;

FIG. 2 is a top view of the engine accessory mounting bracket;

FIG. 3 is a bottom view of the engine accessory mounting bracket;

FIG. 4 is a perspective front view of the engine accessory mounting bracket;

FIG. 5 is a side view of the engine accessory mounting bracket;

FIG. 6 is an opposite side view of the engine accessory mounting bracket;

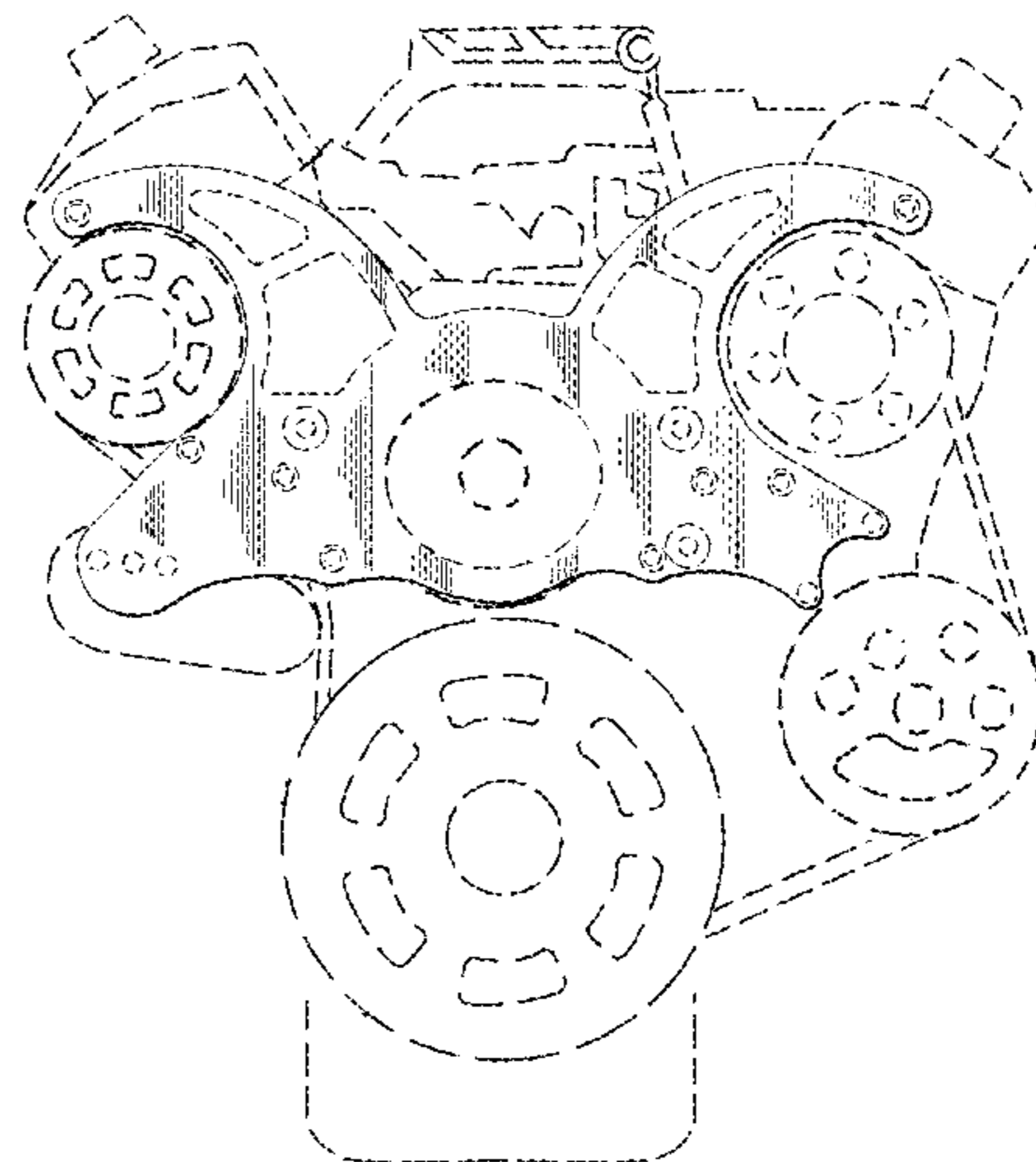
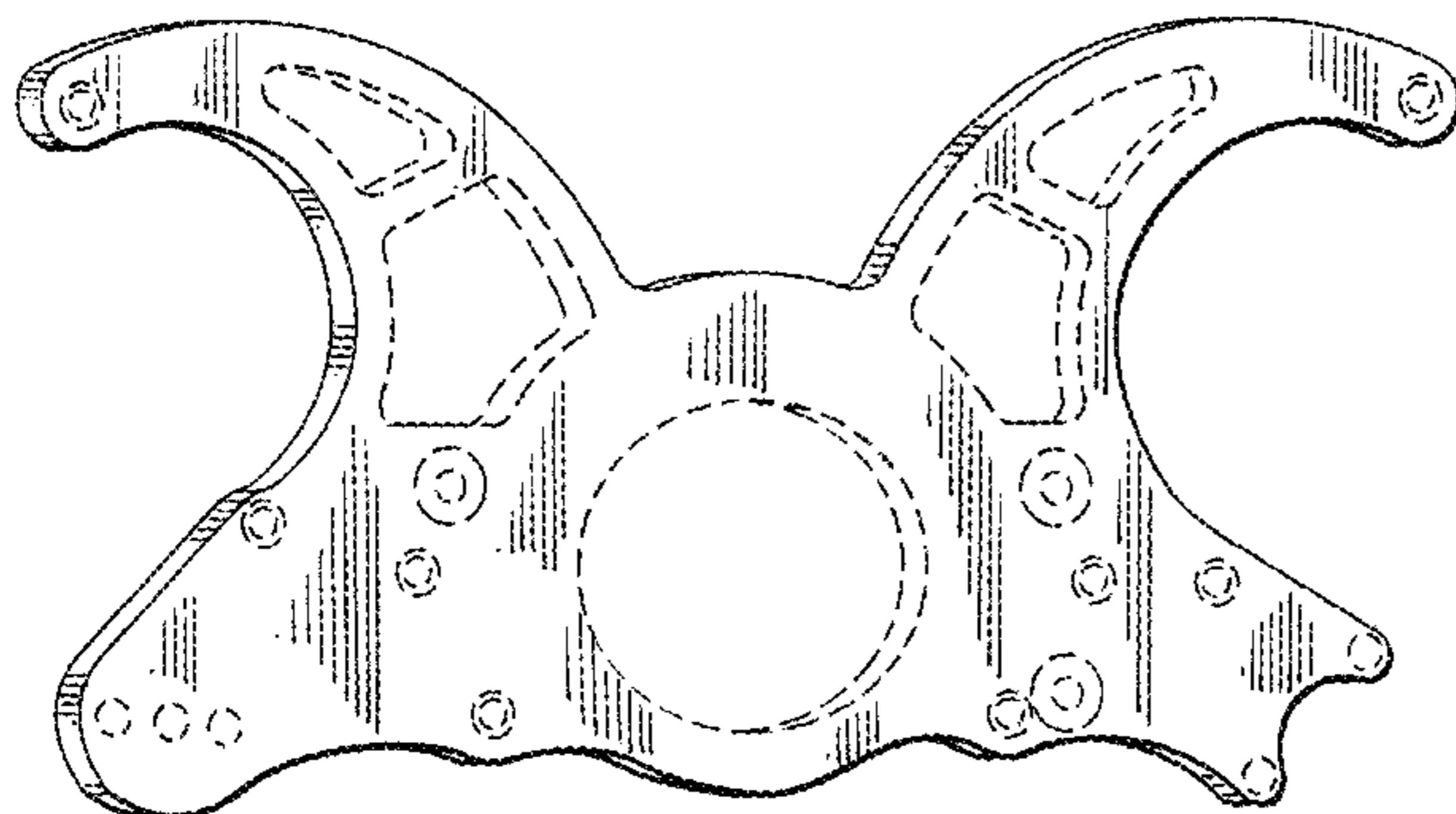
FIG. 7 is a back view of the engine accessory mounting bracket; and,

FIG. 8 shows the engine accessory mounting bracket in an environmental use.

The broken lines in FIGS. 1, 4, 7, and 8 show portions of an engine accessory mounting bracket that form no part of the claimed design.

The broken lines in FIG. 8 showing an engine are for the purpose of showing environmental structure, and form no part of the claimed design.

1 Claim, 3 Drawing Sheets



(56)

References Cited

U.S. PATENT DOCUMENTS

D621,417	S	*	8/2010	McGarry	D12/126
D621,851	S	*	8/2010	McGarry	D12/126
D644,271	S	*	8/2011	Osborne	D21/304
D658,038	S	*	4/2012	Ghatikar	D8/354
D658,039	S	*	4/2012	Ghatikar	D8/354
D658,040	S	*	4/2012	Ghatikar	D8/354
D685,686	S	*	7/2013	Pirola	D12/114
D692,161	S	*	10/2013	Okuda	D24/220
D699,270	S	*	2/2014	Beidler	D15/28
D729,128	S	*	5/2015	Forget	D12/114
D735,632	S	*	8/2015	Beidler	D12/223
D742,723	S	*	11/2015	Oquendo	D8/363
D760,580	S	*	7/2016	Pace	D8/382
D760,581	S	*	7/2016	Pace	D8/382
D763,235	S	*	8/2016	Brown	D14/239
D767,194	S	*	9/2016	Lee	D26/74
D772,774	S	*	11/2016	Yuan	D12/223
D777,793	S	*	1/2017	Singh	D15/7
D787,917	S	*	5/2017	Kennelly	D8/354
D796,938	S	*	9/2017	Rago	D8/354
D798,908	S	*	10/2017	Clark	D15/5
D800,785	S	*	10/2017	Kallur Parasuraman	D15/5
D801,895	S	*	11/2017	Bowyer	D12/180
D805,879	S	*	12/2017	Garcia	D8/356
D812,102	S	*	3/2018	Tomlinson	D15/5
D822,563	S	*	7/2018	Nosworthy	D12/180
D826,178	S	*	8/2018	Ridl	D13/154
D829,082	S	*	9/2018	O'Brien	D8/366
D829,086	S	*	9/2018	Hynek	D8/382

OTHER PUBLICATIONS

Flat Gauge Mounting Bracket, posted on revzilla.com, no posted date given, 2016-2018 production year, [online], [site visited Sep. 26, 2018], available from internet, URL: <https://www.revzilla.com/motorcycle/british-customs-flat-gauge-mounting-bracket-triumph-street-twin-2016-2017> (Year: 2016).*

Small Block Ford, Oct. 24, 2017, <http://www.allamericanbillet.com/small-block-ford.htm>.

S-Drive Serpentine Pulley Kit Cleveland Ford 351C W/ A/C & Billet Alum Attached PS Reservoir MS107-66B, Oct. 24, 2017, <http://www.eddiemotorsports.com/product/engine-compartment/s-drive-serpentine-pulley-kit-cleveland-ford-351c-w-ac-billet-alum-attached-ps-reservoir-ms107-66b/>.

Small Block Ford Kit with Alternator, A/C and Power Steering | Concept One Pulleys, Oct. 24, 2017, <http://www.c1pulleys.com/fordsmallblockkits-01.html>.

March Performance—All Inclusive Kits—Ford Small Block 289, 302, 351 Windsor—Ford, Jan. 24, 2017 <http://marchperformance.com/ford/ford-small-block-289-302-531-windsor/all-inclusive-kits.html>.

Turbo Trac Serpentine Drive Small Block Ford—Machined—with Power Steering | eBay, Oct. 24, 2017, <http://www.ebay.com/itm/Turbo-Trac-Serpentine-Drive-Small-Block-Ford-Machined-with-Power-Steering-/370698756932?hash=item564f5e2344:g:DoAAOSw~e5ZV3ee&vxp=mtr>.

Billet Specialties | Tru Trac Serpentine System | Ford | 289 302 351W | Billet Specialties, Inc., Oct. 24, 2017, <http://www.billetspecialties.com/tru-trac-serpentine-systems/ford/small-block-ford/trutracsbf/>.

* cited by examiner



Fig. 2

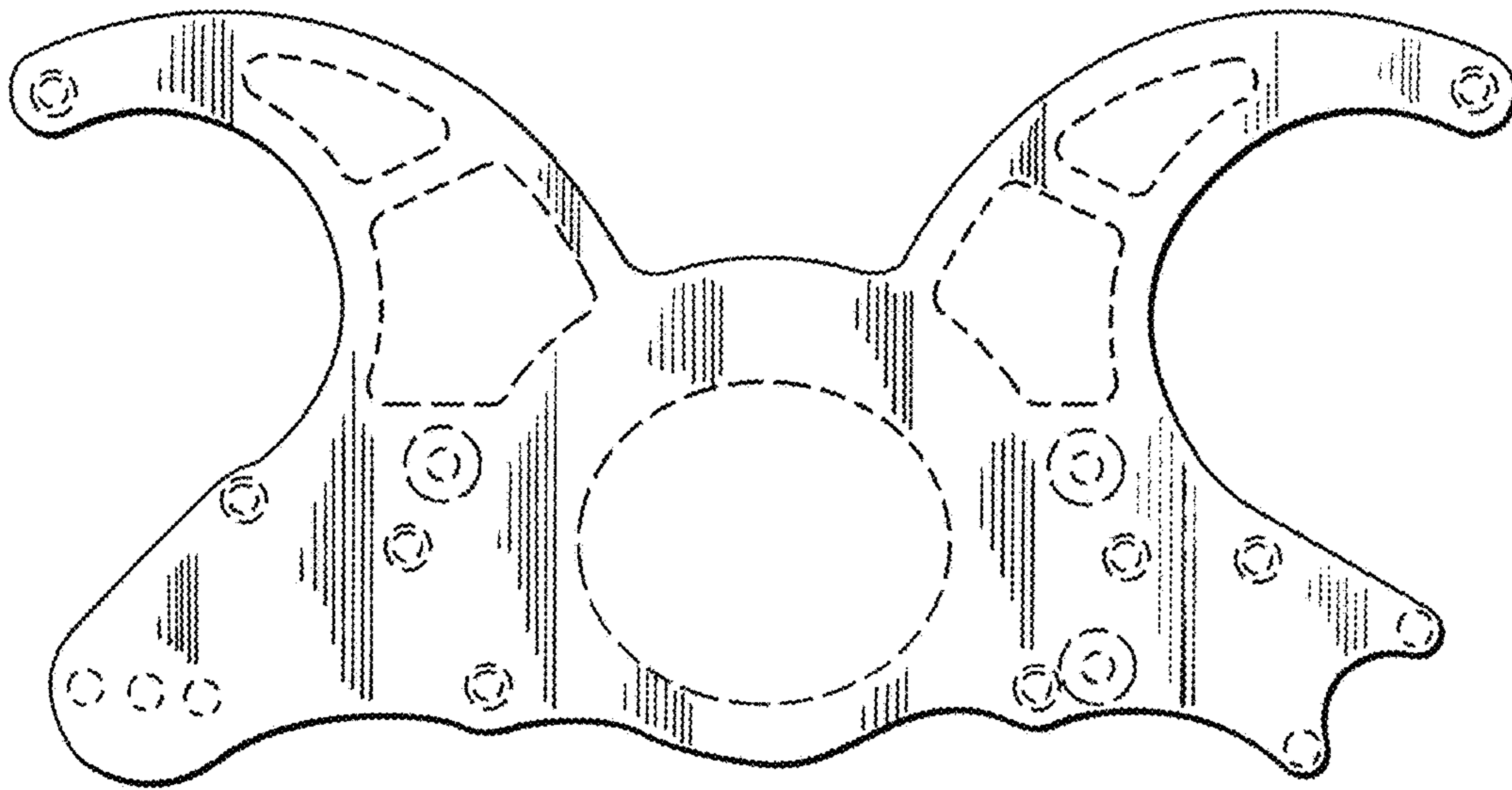


Fig. 1



Fig. 3

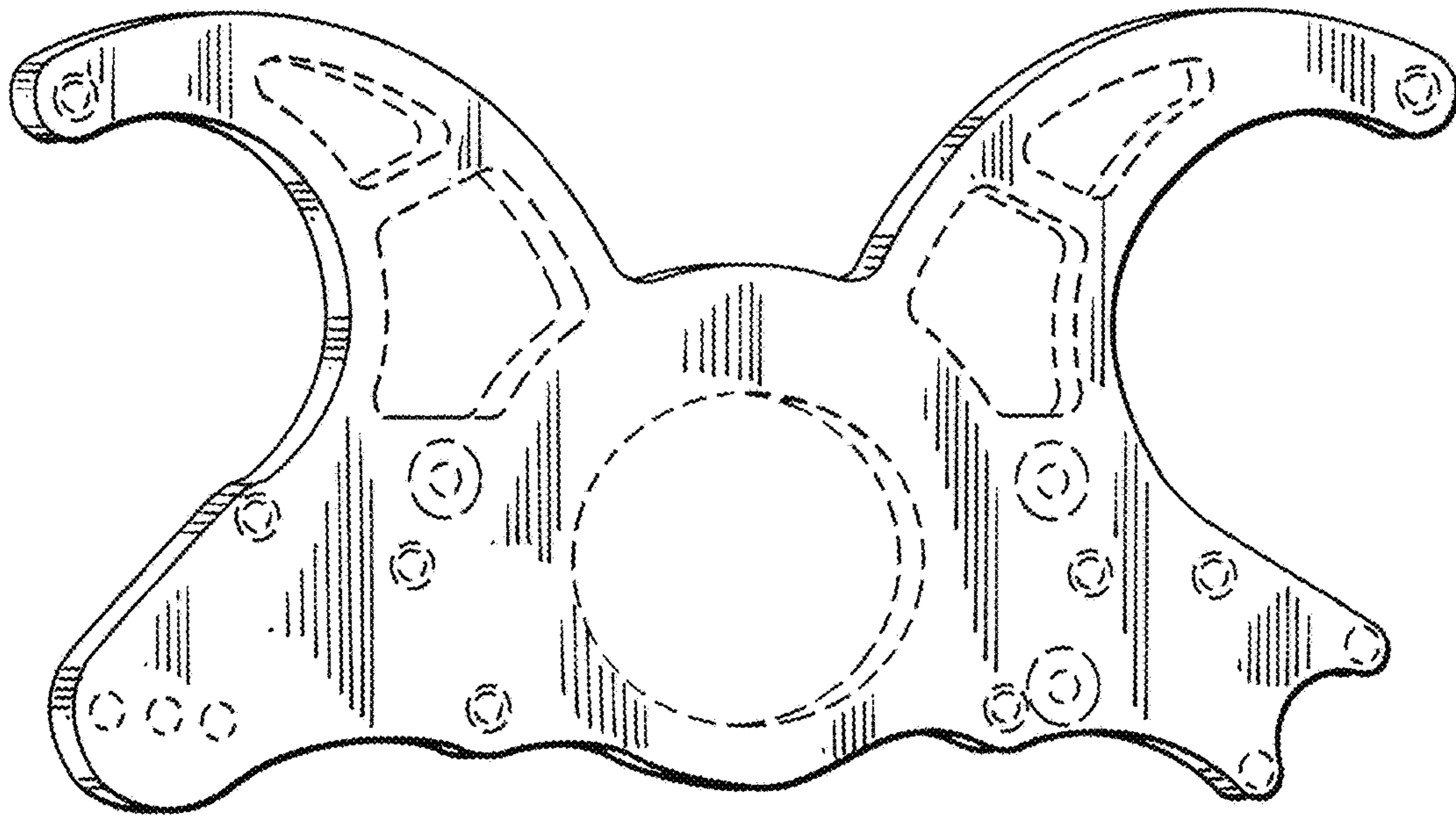


Fig. 4



Fig. 5



Fig. 6

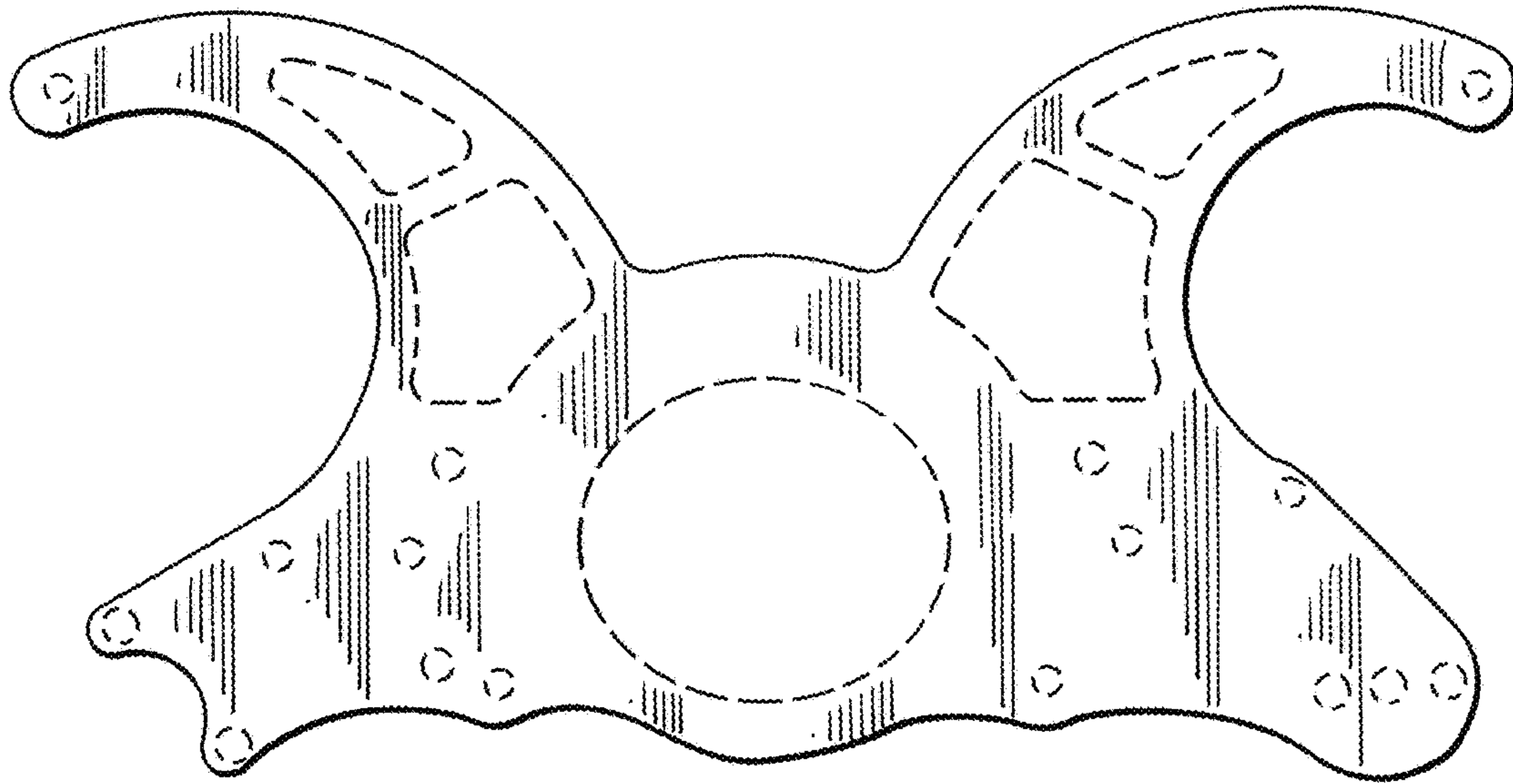


Fig. 7

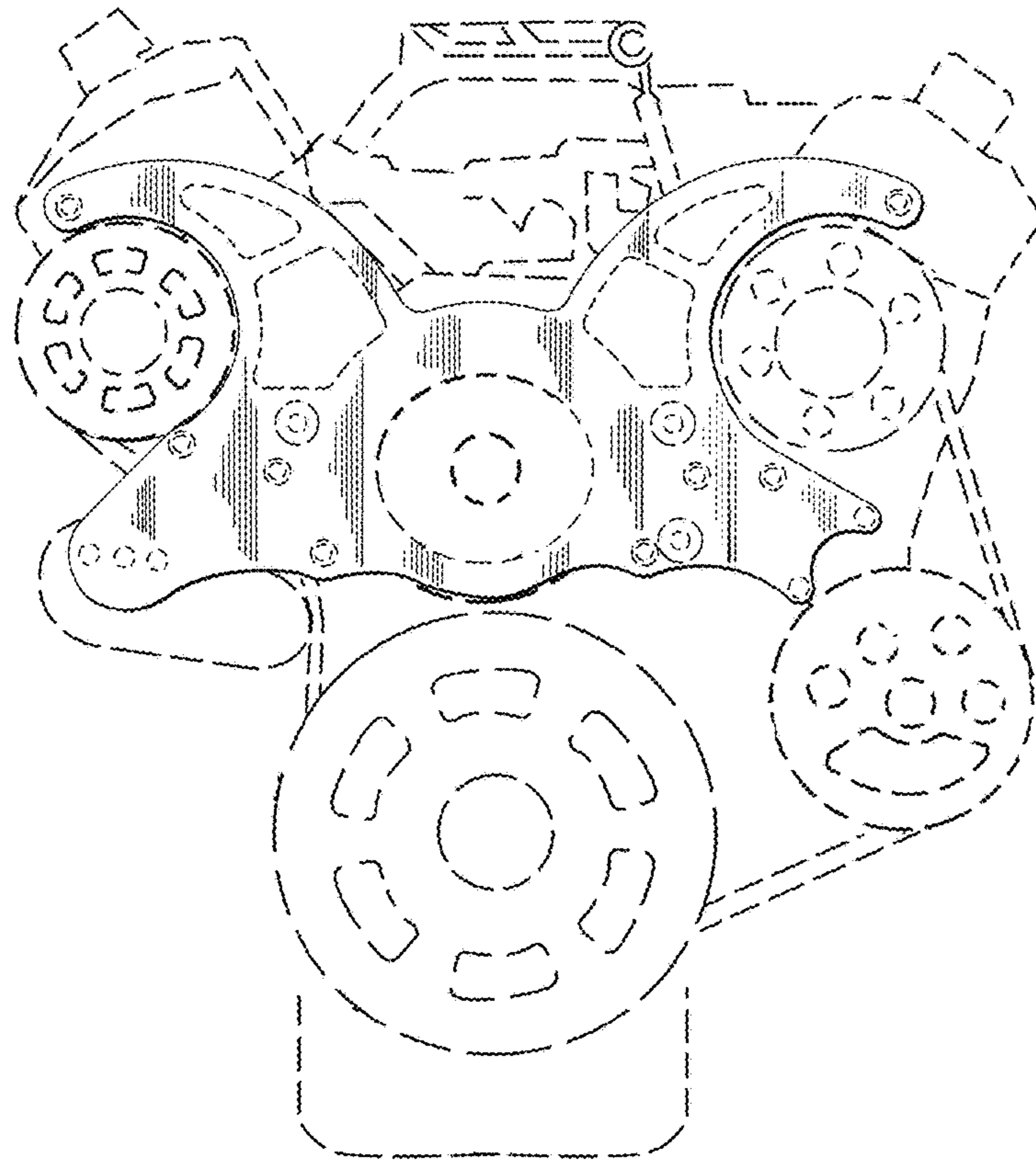


Fig. 8