



US00D845911S

(12) **United States Design Patent**
Adenau

(10) **Patent No.:** **US D845,911 S**
(45) **Date of Patent:** **** Apr. 16, 2019**

(54) **LIGHTING CONTROL CONSOLE**

(71) Applicant: **MA Lighting Technology GmbH**,
Waldbuettelbrunn (DE)

(72) Inventor: **Michael Adenau**, Würzburg (DE)

(73) Assignee: **MA Lighting Technology GmbH**,
Waldbüttelbrunn (DE)

(**) Term: **15 Years**

(21) Appl. No.: **29/625,946**

(22) Filed: **Nov. 14, 2017**

(30) **Foreign Application Priority Data**

Nov. 7, 2017 (EM) 004497402-0003

(51) **LOC (11) Cl.** **13-03**

(52) **U.S. Cl.**
USPC **D13/164**

(58) **Field of Classification Search**
USPC D13/162, 163, 164; D10/49, 50;
D14/162, 175, 188, 217, 359, 486, 488,
D14/496
CPC H01H 3/12; H01H 13/04; H01H 9/02;
H01H 9/16; H01H 9/18; H01H 9/181;
H01H 9/182; H01H 2009/187; H05B
33/0803; H05B 33/0806; H05B 37/02;
H05B 37/0245; H05B 37/029; H05B
37/0254; H05B 37/0272; H05B 39/02;
H05B 39/04; H05B 39/085; H05B
39/086; H05B 39/088
See application file for complete search history.

(56) **References Cited**

U.S. PATENT DOCUMENTS

5,455,748 A * 10/1995 Cotten H05B 37/029
190/1
D416,235 S * 11/1999 Hanesworth D13/164

D420,332 S * 2/2000 Lee D13/163
D493,146 S * 7/2004 Brett D13/164
7,821,781 B2 * 10/2010 Adenau H05B 37/029
361/679.11
8,138,689 B2 * 3/2012 Adenau H05B 37/0254
315/292
D666,159 S * 8/2012 Adenau D13/164
D666,160 S * 8/2012 Adenau D13/164
8,410,724 B2 * 4/2013 Adenau H05B 37/029
315/312
D692,414 S * 10/2013 Ito D14/217
D707,189 S * 6/2014 Martello D13/164
9,192,024 B2 * 11/2015 Ohta
D756,940 S * 5/2016 Saisho D13/164
D778,262 S * 2/2017 Ito D14/217
9,591,722 B2 * 3/2017 Adenau H05B 37/0245
D824,881 S * 8/2018 Jackson D14/217
2006/0103333 A1 * 5/2006 Toms H05B 37/029
315/312
2007/0103447 A1 * 5/2007 Varian G06F 3/0219
345/173
2008/0012849 A1 * 1/2008 Snyder G06F 3/0238
345/418

(Continued)

Primary Examiner — Selina Sikder
(74) *Attorney, Agent, or Firm* — Quarles & Brady LLP


(57) **CLAIM**

The ornamental design for a lighting control console, as shown and described.

DESCRIPTION

FIG. 1 is a right, top, front perspective view of a lighting control console embodying my new design;
FIG. 2 is a front view thereof;
FIG. 3 is a top view thereof;
FIG. 4 is a left side view thereof; and,
FIG. 5 is a right side view thereof.
The unillustrated rear and bottom views of the lighting control console form no part of the claimed design.

1 Claim, 5 Drawing Sheets



(56)

References Cited

U.S. PATENT DOCUMENTS

2009/0140667 A1* 6/2009 Adenau H05B 37/029
315/292
2009/0244883 A1* 10/2009 Natsume G02B 6/0018
362/85
2010/0188025 A1* 7/2010 Adenau H05B 37/0254
315/313
2010/0238200 A1* 9/2010 Adenau H05B 37/029
345/690
2011/0169430 A1* 7/2011 Kirkup H05B 37/029
315/312
2012/0004745 A1* 1/2012 Adenau G06F 1/1616
700/90
2013/0249433 A1* 9/2013 Martello H05B 37/02
315/292
2018/0206309 A1* 7/2018 Adenau G06F 3/044

* cited by examiner




FIG. 1




FIG. 2




FIG. 3




FIG. 4




FIG. 5