



US00D845868S

(12) **United States Design Patent**  
**Hale, Jr.**

(10) **Patent No.:** **US D845,868 S**

(45) **Date of Patent:** **\*\* Apr. 16, 2019**

(54) **SPOKE SEGMENT OF A VEHICLE WHEEL**

(71) Applicant: **Mobile Hi-Tech Wheels**, Rancho Dominguez, CA (US)

(72) Inventor: **Arthur D. Hale, Jr.**, Long Beach, CA (US)

(73) Assignee: **Mobile Hi-Tech Wheels**, Rancho Dominguez, CA (US)

(\*\*) Term: **15 Years**

(21) Appl. No.: **29/628,386**

(22) Filed: **Dec. 4, 2017**

(51) **LOC (11) Cl.** ..... **12-16**

(52) **U.S. Cl.**  
USPC ..... **D12/213**

(58) **Field of Classification Search**  
USPC ..... D12/204–213  
CPC .... B60B 7/00; B60B 7/02; B60B 7/04; B60B 7/01; B60B 7/06; B60B 3/04; B60B 1/00; B60B 3/10; B60B 1/10; B60B 1/08; B60B 3/06; B60B 1/12; B60B 3/02  
See application file for complete search history.

(56) **References Cited**

**U.S. PATENT DOCUMENTS**

D471,144 S *	3/2003	Pfeiffer	.....	D12/209
D471,503 S *	3/2003	Baumgartner	.....	D12/211
D623,109 S *	9/2010	Markefka	.....	D12/209
D641,680 S *	7/2011	Laengerer	.....	D12/211

D686,959 S *	7/2013	Hale	.....	D12/209
D724,515 S *	3/2015	Chung	.....	D12/209
D734,702 S *	7/2015	Hale	.....	D12/209
D737,749 S *	9/2015	Hale	.....	D12/213
D740,198 S *	10/2015	Barnes	.....	D12/211
D751,481 S *	3/2016	Chung	.....	D12/209
D782,950 S *	4/2017	Hatton	.....	D12/209
D793,942 S *	8/2017	Factor	.....	D12/211
D799,398 S *	10/2017	Liffick	.....	D12/211
D803,129 S *	11/2017	McMath	.....	D12/209
D805,993 S *	12/2017	Sempek	.....	D12/211
D808,325 S *	1/2018	Chung	.....	D12/211
D817,844 S *	5/2018	Hale, Jr.	.....	D12/209
D817,845 S *	5/2018	Guidry	.....	D12/209
D821,284 S *	6/2018	Tran	.....	D12/209

\* cited by examiner

*Primary Examiner* — Stacia A Cadmus

(74) *Attorney, Agent, or Firm* — Lewis Roca Rothgerber Christie LLP

(57) **CLAIM**

The ornamental design for spoke segment of a vehicle wheel, as shown and described.

**DESCRIPTION**

FIG. 1 is a perspective view of a spoke segment of a vehicle wheel according to my new design; and, FIG. 2 is an elevational view thereof. The broken lines showing the side of the wheel, bolts and center cap in the central hub area are included for the purpose of illustrating environment and form no part of the claimed invention.

**1 Claim, 2 Drawing Sheets**

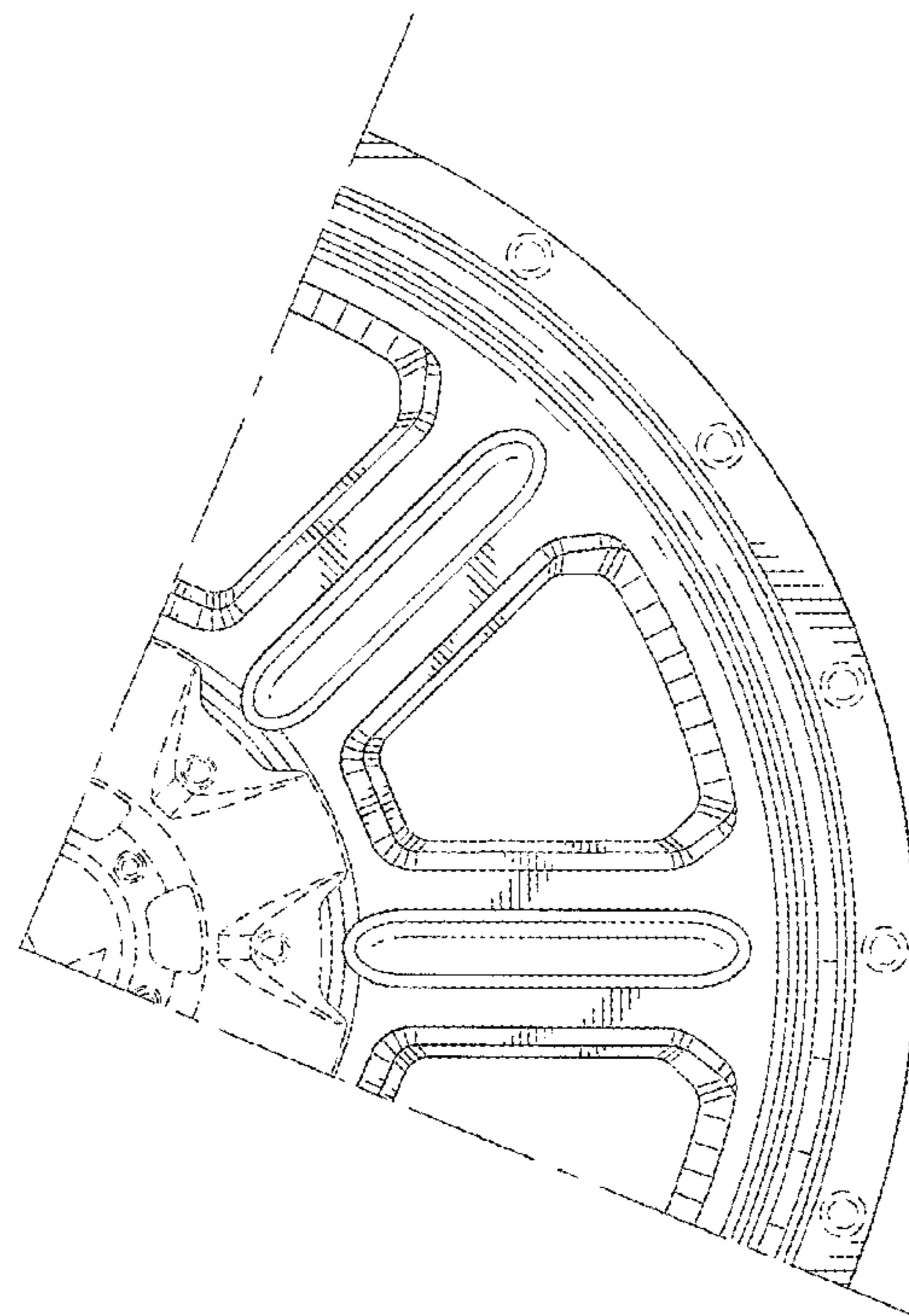
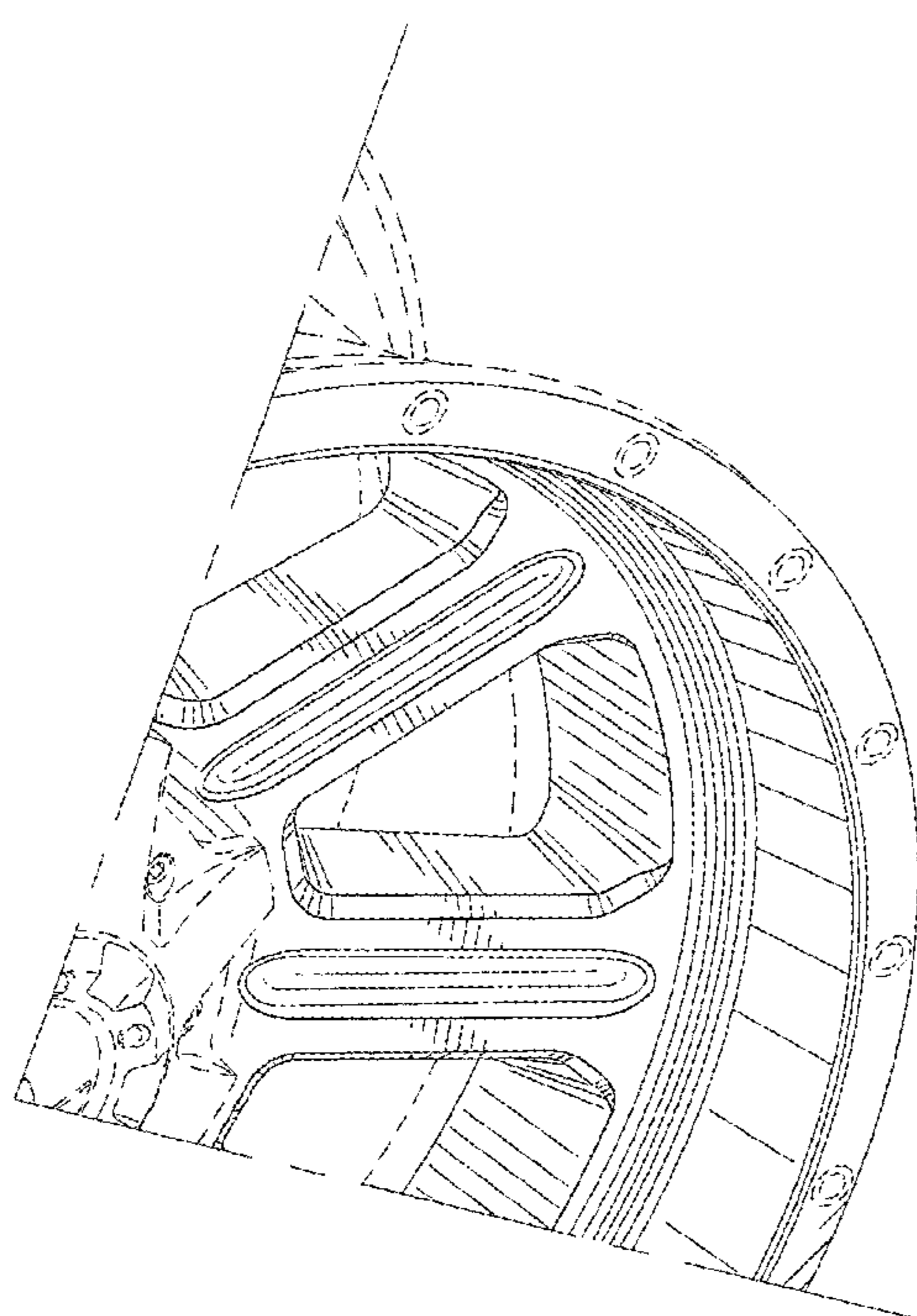


FIG. 1

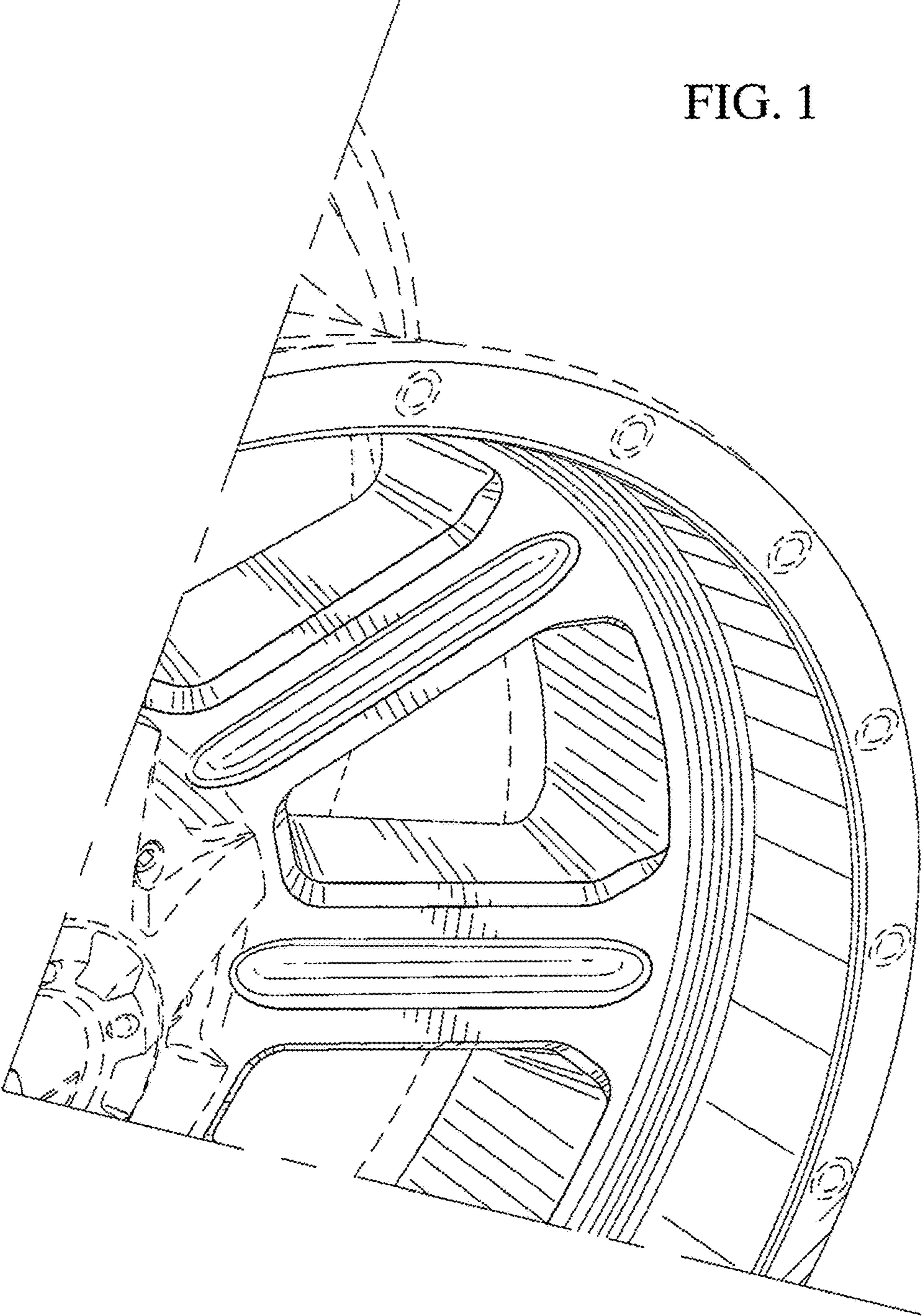


FIG. 2

