



US00D845863S

(12) **United States Design Patent**
Chung

(10) **Patent No.:** **US D845,863 S**

(45) **Date of Patent:** **** Apr. 16, 2019**

(54) **AUTOMOTIVE WHEEL**

D796,411 S * 9/2017 Chung D12/211
D823,222 S * 7/2018 Chung D12/211

(71) Applicant: **Design Infini, Inc.**, Anaheim, CA (US)

* cited by examiner

(72) Inventor: **Suny Chung**, Anaheim, CA (US)

Primary Examiner — Stacia A Cadmus

(73) Assignee: **Design Infini, Inc.**, Corona, CA (US)

(74) *Attorney, Agent, or Firm* — Knobbe, Martens, Olson & Bear LLP

(**) Term: **15 Years**

(21) Appl. No.: **29/581,216**

(57) **CLAIM**

(22) Filed: **Oct. 17, 2016**

The ornamental design for an automotive wheel, as shown and described.

(51) **LOC (11) Cl.** **12-16**

(52) **U.S. Cl.**

USPC **D12/211**

(58) **Field of Classification Search**

USPC D12/204–213

CPC B60B 7/00; B60B 7/02; B60B 7/04; B60B 7/01; B60B 7/06; B60B 3/02; B60B 3/04; B60B 3/06; B60B 3/10; B60B 1/00; B60B 1/08; B60B 1/10; B60B 1/12

See application file for complete search history.

DESCRIPTION

FIG. 1 is a perspective view of an automotive wheel, showing my new design.

FIG. 2 is another perspective view thereof.

FIG. 3 is a front view thereof.

FIG. 4 is perspective view of automotive wheel showing my new design according to a second embodiment thereof.

FIG. 5 is another perspective view of FIG. 4.

FIG. 6 is a front view of FIG. 4; and,

FIG. 7 is a side view of the automotive wheel in FIGS. 1 through 6.

(56) **References Cited**

U.S. PATENT DOCUMENTS

D726,624 S * 4/2015 Chung D12/211

1 Claim, 7 Drawing Sheets







FIGURE 1



FIGURE 2




FIGURE 3



FIGURE 4



FIGURE 5




FIGURE 6




FIGURE 7