



US00D845856S

(12) **United States Design Patent**  
**Hale, Jr. et al.**

(10) **Patent No.:** **US D845,856 S**

(45) **Date of Patent:** **\*\* \*Apr. 16, 2019**

- (54) **VEHICLE WHEEL FRONT FACE**
- (71) Applicant: **MOBILE HI-TECH WHEELS,**  
Rancho Dominguez, CA (US)
- (72) Inventors: **Arthur D. Hale, Jr.,** Long Beach, CA  
(US); **Brian Henderson,** Long Beach,  
CA (US)
- (73) Assignee: **Mobile Hi-Tech Wheels,** Rancho  
Dominguez, CA (US)
- (\*) Notice: This patent is subject to a terminal dis-  
claimer.
- (\*\*) Term: **15 Years**
- (21) Appl. No.: **29/608,553**
- (22) Filed: **Jun. 22, 2017**
- (51) **LOC (11) Cl.** ..... **12-16**
- (52) **U.S. Cl.**  
USPC ..... **D12/209**
- (58) **Field of Classification Search**  
USPC ..... D12/204–213; D21/533, 561, 563  
CPC .... B60B 7/00; B60B 7/02; B60B 7/04; B60B  
7/06; B60B 3/02; B60B 3/04; B60B 3/06;  
B60B 3/10; B60B 1/00; B60B 1/08;  
B60B 1/10; B60B 1/12  
See application file for complete search history.

(56) **References Cited**

**U.S. PATENT DOCUMENTS**

- D249,680 S \* 9/1978 Smith ..... D12/205
- D256,931 S \* 9/1980 Smith ..... D21/563

- 4,508,392 A \* 4/1985 LeBlond ..... B60B 27/04  
301/110.5
- D733,632 S \* 7/2015 Juergens ..... D12/211
- D737,748 S \* 9/2015 Henstridge ..... D12/209
- D740,194 S \* 10/2015 Valencia Pollex ..... B60B 27/04  
D12/209
- D751,965 S \* 3/2016 Tanaka ..... D12/209
- D756,284 S \* 5/2016 De Bono ..... D12/209
- D764,365 S \* 8/2016 Hirai ..... D12/205
- D802,510 S \* 11/2017 Groth ..... D12/209
- D823,215 S \* 7/2018 Sempek ..... D12/209

\* cited by examiner

*Primary Examiner* — Sheryl Lane

*Assistant Examiner* — Calvin E Vansant

(74) *Attorney, Agent, or Firm* — Lewis Roca Rothgerber  
Christie LLP

(57) **CLAIM**

The ornamental design for vehicle wheel front face, as  
shown and described.

**DESCRIPTION**

FIG. 1 is a perspective view of a vehicle wheel front face  
according to our new design;  
FIG. 2 is a front elevational view thereof;  
FIG. 3 is a side elevational view thereof;  
FIG. 4 is a perspective view of a second embodiment of a  
vehicle wheel front face according to our new design;  
FIG. 5 is a front elevational view of the second embodiment;  
and,  
FIG. 6 is a side elevational view of the second embodiment.  
The broken lines represent portions of the vehicle wheel  
front face that form no part of the claimed design.

**1 Claim, 6 Drawing Sheets**





FIG. 1




FIG. 2




FIG. 3




FIG. 4

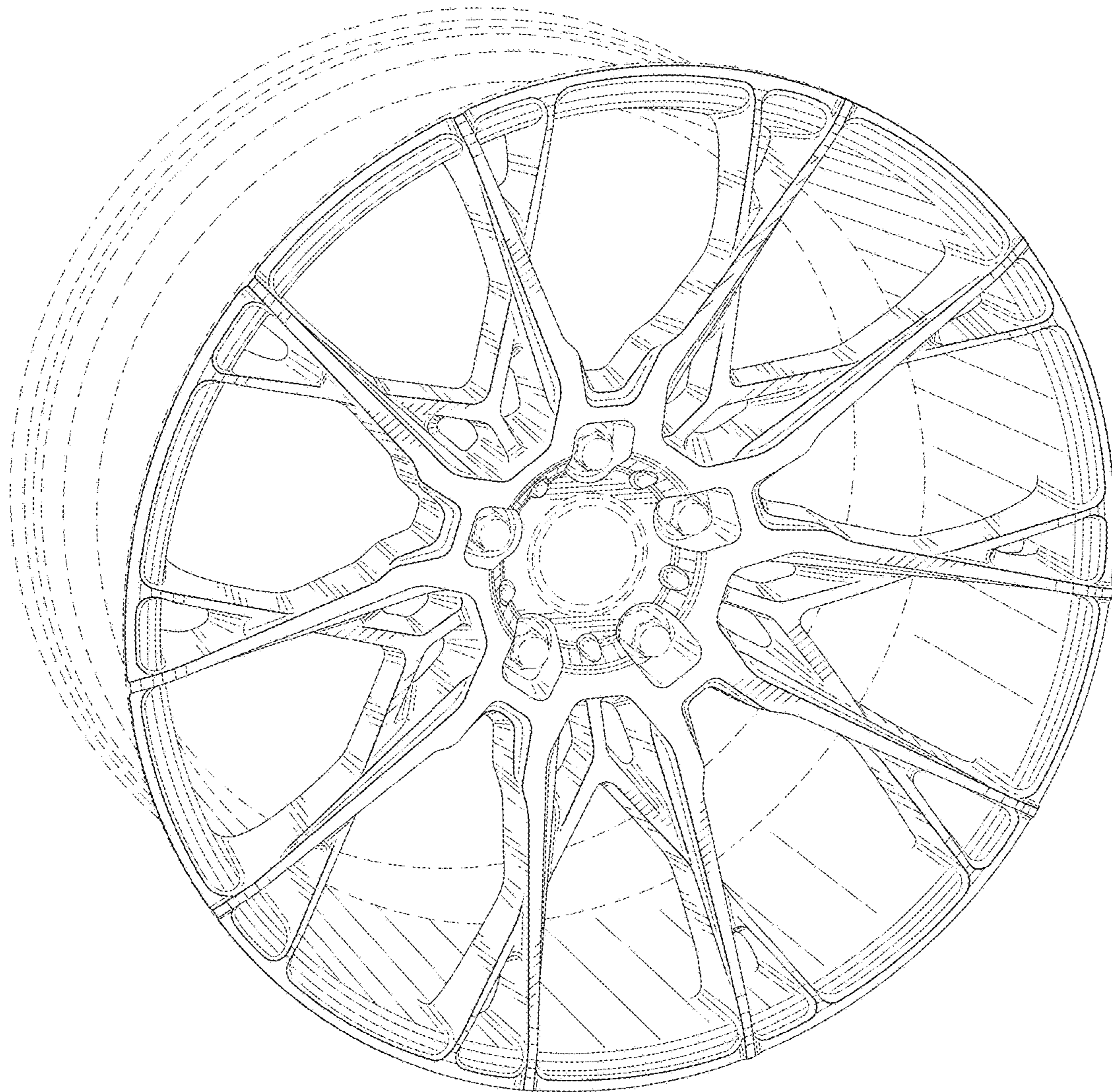


FIG. 5




FIG. 6

