



US00D845847S

(12) **United States Design Patent** (10) **Patent No.:** **US D845,847 S**  
**Piscitelli et al.** (45) **Date of Patent:** **\*\* Apr. 16, 2019**

(54) **REAR BUMPER**  
(71) Applicants: **Chris Piscitelli**, West Bloomfield, MI (US); **Brian H Nielander**, Royal Oak, MI (US)  
(72) Inventors: **Chris Piscitelli**, West Bloomfield, MI (US); **Brian H Nielander**, Royal Oak, MI (US)  
(73) Assignee: **FCA US LLC**, Auburn Hills, MI (US)  
(\*\*) Term: **15 Years**

D721,304 S \* 1/2015 Platto ..... D12/169  
D739,798 S \* 9/2015 O'Donnell ..... D12/169  
D744,384 S \* 12/2015 Harriton ..... D12/169  
D744,387 S \* 12/2015 Harriton ..... D12/169  
D744,388 S \* 12/2015 Harriton ..... D12/169  
D751,012 S \* 3/2016 Hare ..... D12/169  
D775,013 S \* 12/2016 Bennett ..... D12/169  
D798,201 S \* 9/2017 Zavatski ..... D12/169  
D800,022 S \* 10/2017 Piscitelli et al.  
D803,123 S \* 11/2017 Granlund ..... D12/196  
D803,734 S \* 11/2017 Bennett ..... D12/169  
D807,251 S \* 1/2018 Piscitelli ..... D12/169  
D807,253 S \* 1/2018 Piscitelli ..... D12/169  
D807,255 S \* 1/2018 Piscitelli ..... D12/169

\* cited by examiner

(21) Appl. No.: **29/630,243**  
(22) Filed: **Dec. 20, 2017**

*Primary Examiner* — Melody N Brown  
(74) *Attorney, Agent, or Firm* — Ralph E. Smith

**Related U.S. Application Data**

(63) Continuation-in-part of application No. 29/616,446, filed on Sep. 6, 2017.  
(51) **LOC (11) Cl.** ..... **12-16**  
(52) **U.S. Cl.**  
USPC ..... **D12/169**  
(58) **Field of Classification Search**  
USPC ..... D12/169, 196, 86, 90-96; 293/102, 113, 293/115, 117, 120; 296/180.1, 180.2  
CPC ..... B60R 19/02; B60R 19/04; B62D 25/08  
See application file for complete search history.

(57) **CLAIM**

The ornamental design for a rear bumper, as shown and described.

**DESCRIPTION**

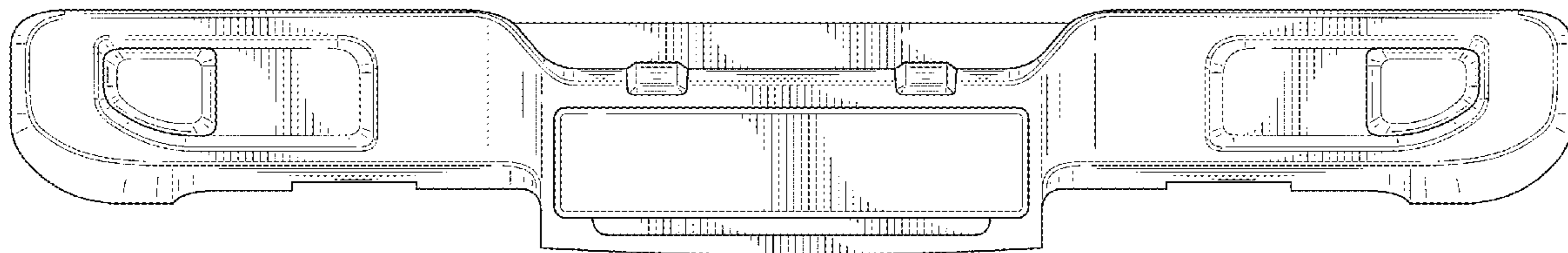
FIG. 1 is a front view of a rear bumper showing our new design;  
FIG. 2 is a left side view thereof;  
FIG. 3 is a right side view thereof;  
FIG. 4 is a top view thereof;  
FIG. 5 is a bottom view thereof; and,  
FIG. 6 is a rear side view thereof.  
It will be understood that the broken lines shown in the drawings illustrate portions of the rear bumper that form no part of claimed design.

(56) **References Cited**

**U.S. PATENT DOCUMENTS**

D401,186 S 11/1998 Abbott et al.  
D713,305 S \* 9/2014 Sperling ..... D12/169

**1 Claim, 5 Drawing Sheets**



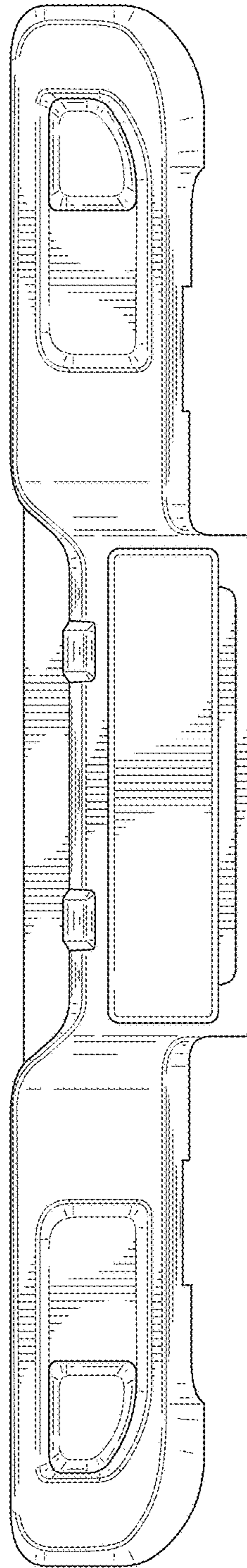


FIG. 1

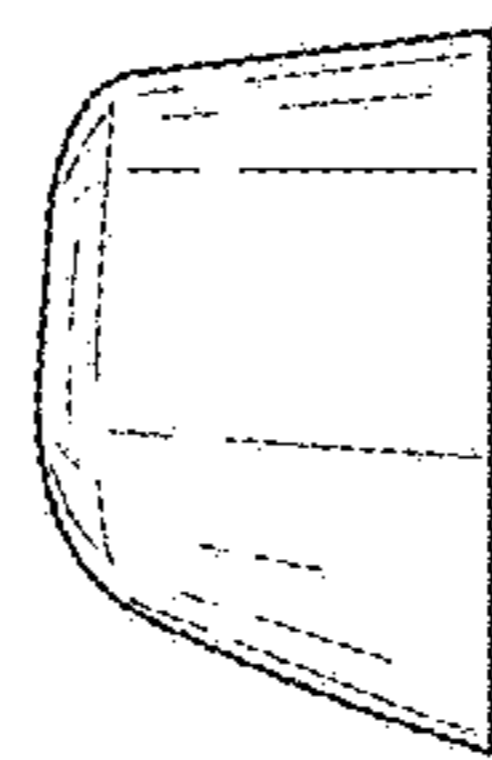


FIG. 2

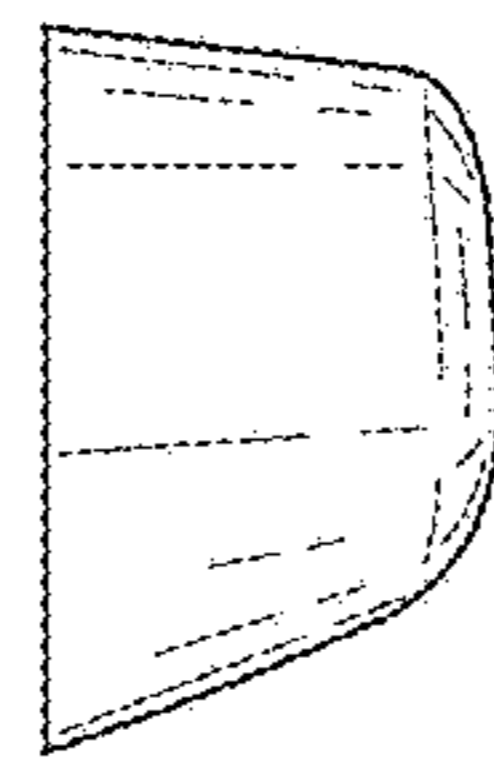


FIG. 3

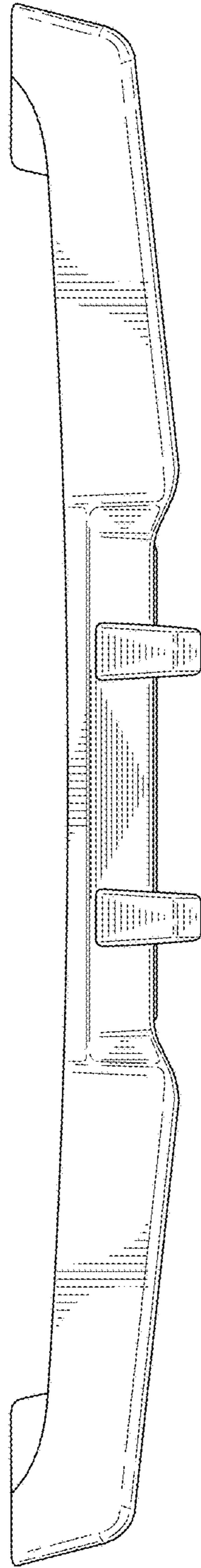


FIG. 4

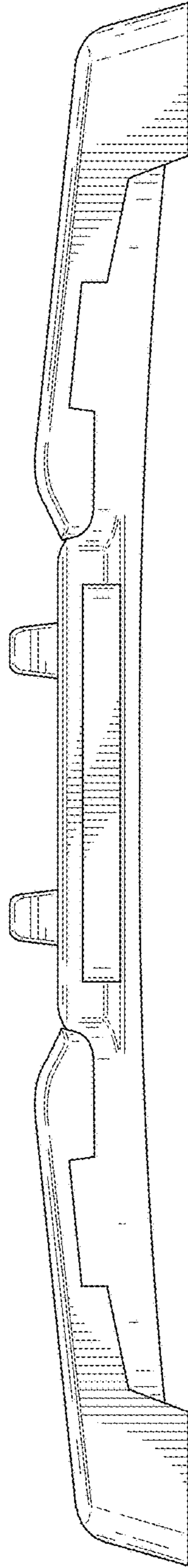


FIG. 5

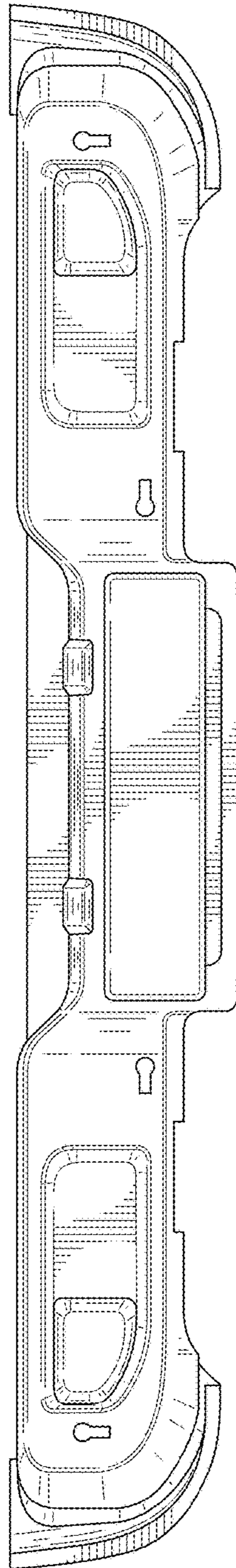


FIG. 6