



US00D845840S

(12) **United States Design Patent**
Talios et al.

(10) **Patent No.:** **US D845,840 S**
(45) **Date of Patent:** **** Apr. 16, 2019**

- (54) **PUSH CARRIAGE**
- (71) Applicant: **Dynacraft BSC, Inc.**, American Canyon, CA (US)
- (72) Inventors: **Bill Talios**, Petaluma, CA (US); **John Bisges**, Buford, GA (US); **David Castrucci**, Napa, CA (US)
- (73) Assignee: **Dynacraft BSC, Inc.**, American Canyon, CA (US)

D370,943 S	6/1996	Maxwell	
D371,812 S	7/1996	Veraguth	
D388,132 S *	12/1997	Maxwell	D21/424
D389,533 S	1/1998	Maxwell	
D405,846 S	2/1999	Walter	
6,042,129 A *	3/2000	Simpo	B62B 7/04 16/111.1
D428,076 S	7/2000	Wise et al.	
6,446,981 B1	9/2002	Wise et al.	
6,672,936 B1	1/2004	Shaffer	
D536,500 S *	2/2007	McCue	D34/14

(Continued)

(**) Term: **15 Years**

- (21) Appl. No.: **29/584,939**
- (22) Filed: **Nov. 18, 2016**
- (51) **LOC (11) Cl.** **12-12**
- (52) **U.S. Cl.**
USPC **D12/129; D21/433**
- (58) **Field of Classification Search**
USPC D12/128-133; D21/424, 433, 548
CPC B62B 7/00-7/04; B62B 9/00-9/28; B60R 13/04; B60R 19/54; B62D 27/026; B62D 35/005
See application file for complete search history.

(56) **References Cited**

U.S. PATENT DOCUMENTS

D264,608 S *	5/1982	Mariol	D21/433
D269,098 S *	5/1983	Mariol	D21/433
D303,776 S	10/1989	Aker	
D323,193 S *	1/1992	Litwicki	D21/433
5,106,150 A *	4/1992	Litwicki	B60J 7/106 296/177
5,143,427 A	9/1992	Dick	
D338,925 S	8/1993	Van Huystee	
D356,285 S *	3/1995	Yang	D12/85
D359,082 S	6/1995	Aker et al.	
D361,800 S *	8/1995	Lenihan	D21/548
D362,279 S	9/1995	Fuligni	
D368,287 S	3/1996	Walter	

OTHER PUBLICATIONS

First Amended Complaint in *MGA Entertainment, Inc. et al. vs. Dynacraft BSC, Inc. et al.* in the United States District Court for the Central District of California, Case No. 2:17-cv-08222, dated Nov. 13, 2017, 51 pages.

(Continued)

Primary Examiner — Charles D Hanson
(74) *Attorney, Agent, or Firm* — Michael Best & Friedrich LLP

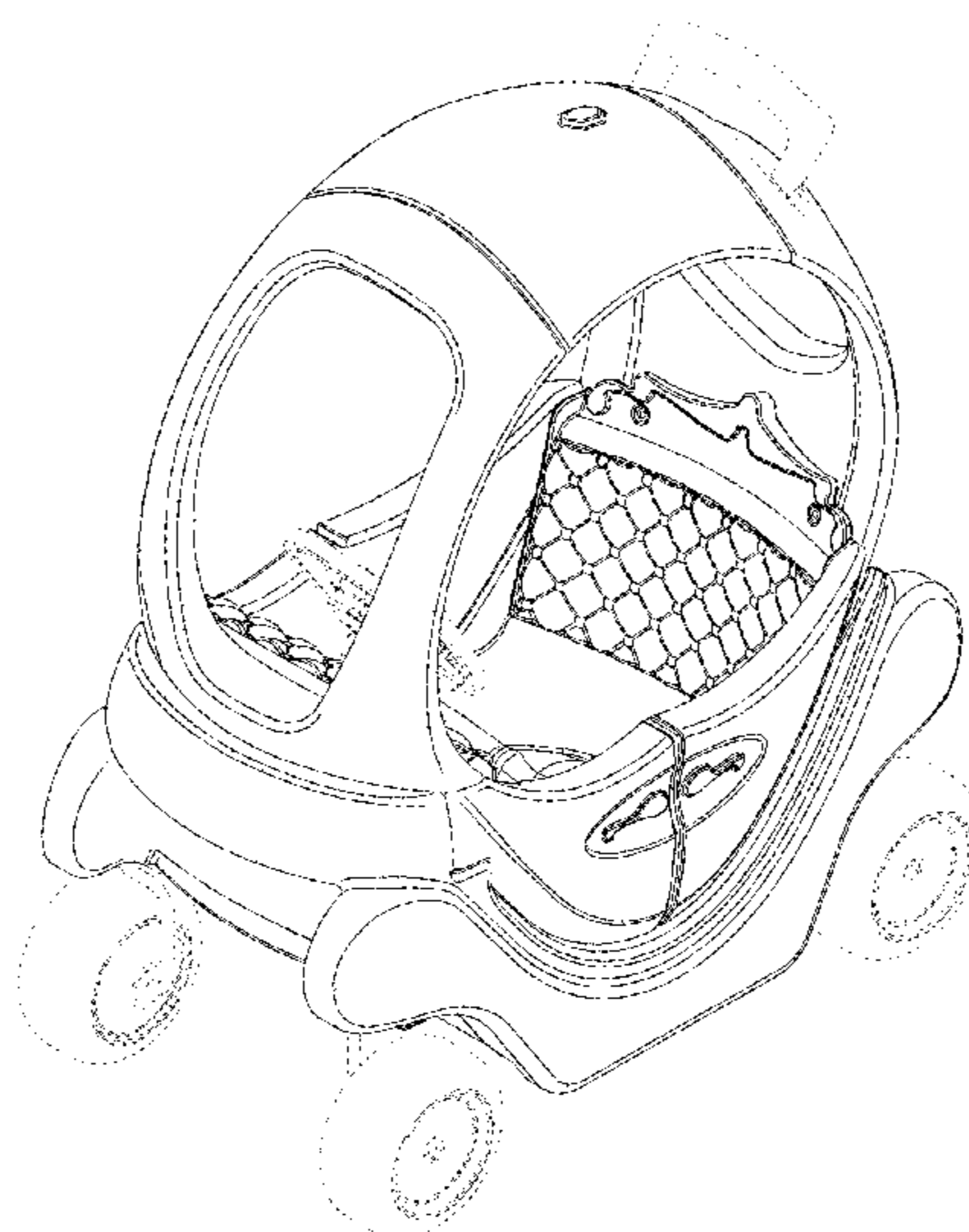
(57) **CLAIM**

The ornamental design for a push carriage, as shown and described.

DESCRIPTION

FIG. 1 is a front perspective view of an embodiment of the design;
FIG. 2 is a rear perspective view of FIG. 1;
FIG. 3 is a front view of FIG. 1;
FIG. 4 is a rear view of FIG. 1;
FIG. 5 is a left side view of FIG. 1;
FIG. 6 is a right side view of FIG. 1; and,
FIG. 7 is a top view of FIG. 1.
The broken lines are for illustrative purposes only and form no part of the claimed design.

1 Claim, 7 Drawing Sheets



(56)

References Cited

U.S. PATENT DOCUMENTS

D536,854 S * 2/2007 McCue D34/14
D547,393 S * 7/2007 Johnson D21/433
7,357,206 B2 4/2008 Fobean
D632,344 S * 2/2011 Hong D12/129
D632,347 S * 2/2011 Hornsby D21/548
8,523,193 B1 * 9/2013 Mucaro B62B 5/082
280/7.15
9,505,424 B2 11/2016 Kalinin et al.
9,815,355 B2 * 11/2017 Byrne B60J 7/106
2002/0067012 A1 6/2002 Wise et al.
2006/0225934 A1 10/2006 Fobean
2006/0231303 A1 10/2006 Fobean et al.
2008/0064296 A1 3/2008 Lang

OTHER PUBLICATIONS

“Second Amended Complaint,” *MGA Ent., Inc. v. Dynacraft BSC, Inc.*, Case No. 2:17-cv-08222-ODW-KS, C.D. Cal., Feb. 9, 2018, (57 pages).

The Little Tikes Company, U.S. TM Registration Nos. 4,824,946, Registered Oct. 6, 2015.

The Little Tikes Company, U.S. TM Registration Nos. 4,688,321, Registered Feb. 17, 2015.

The Little Tikes Company, U.S. TM Registration Nos. 2,212,093, Registered Dec. 22, 1998.

* cited by examiner

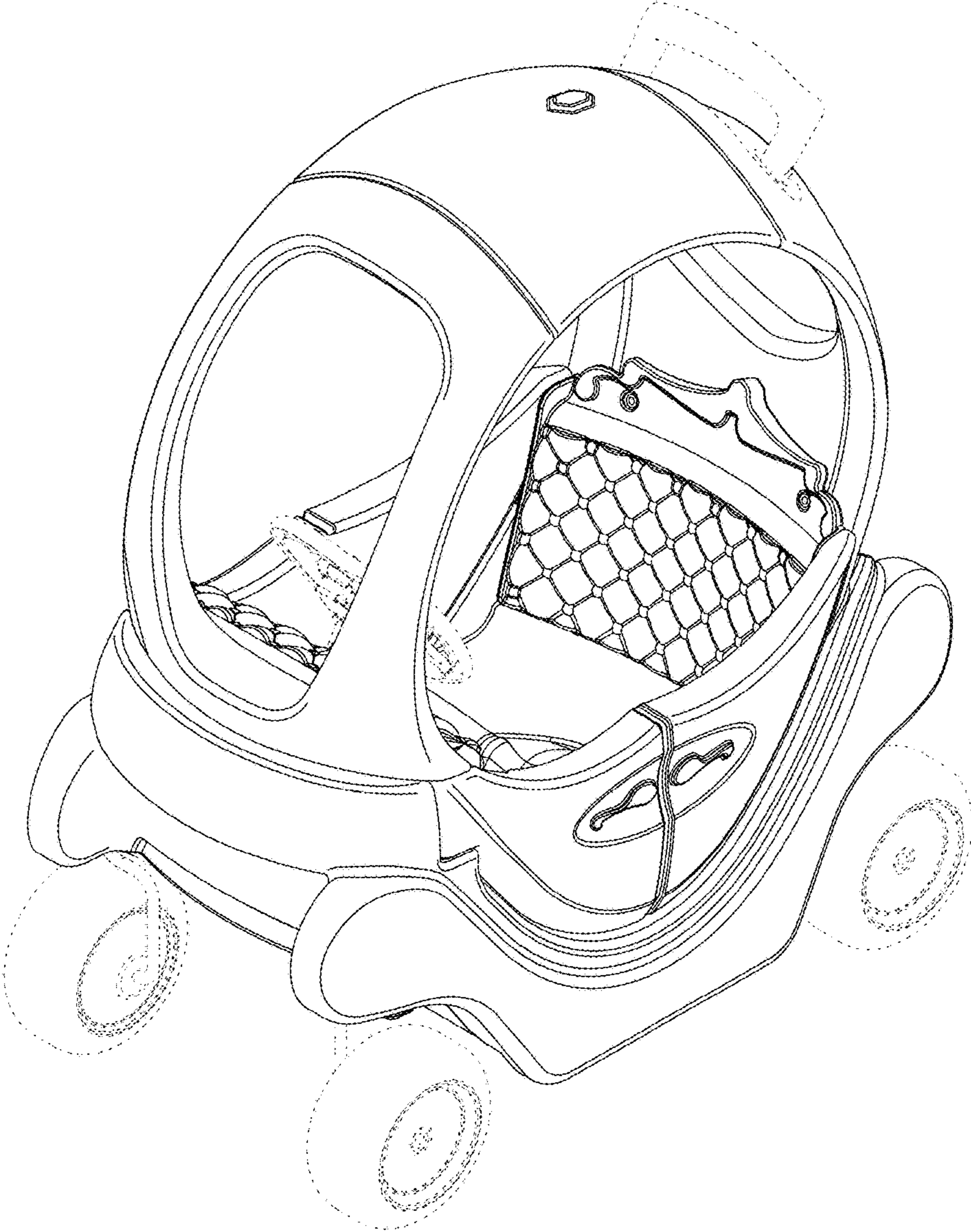


FIG. 1

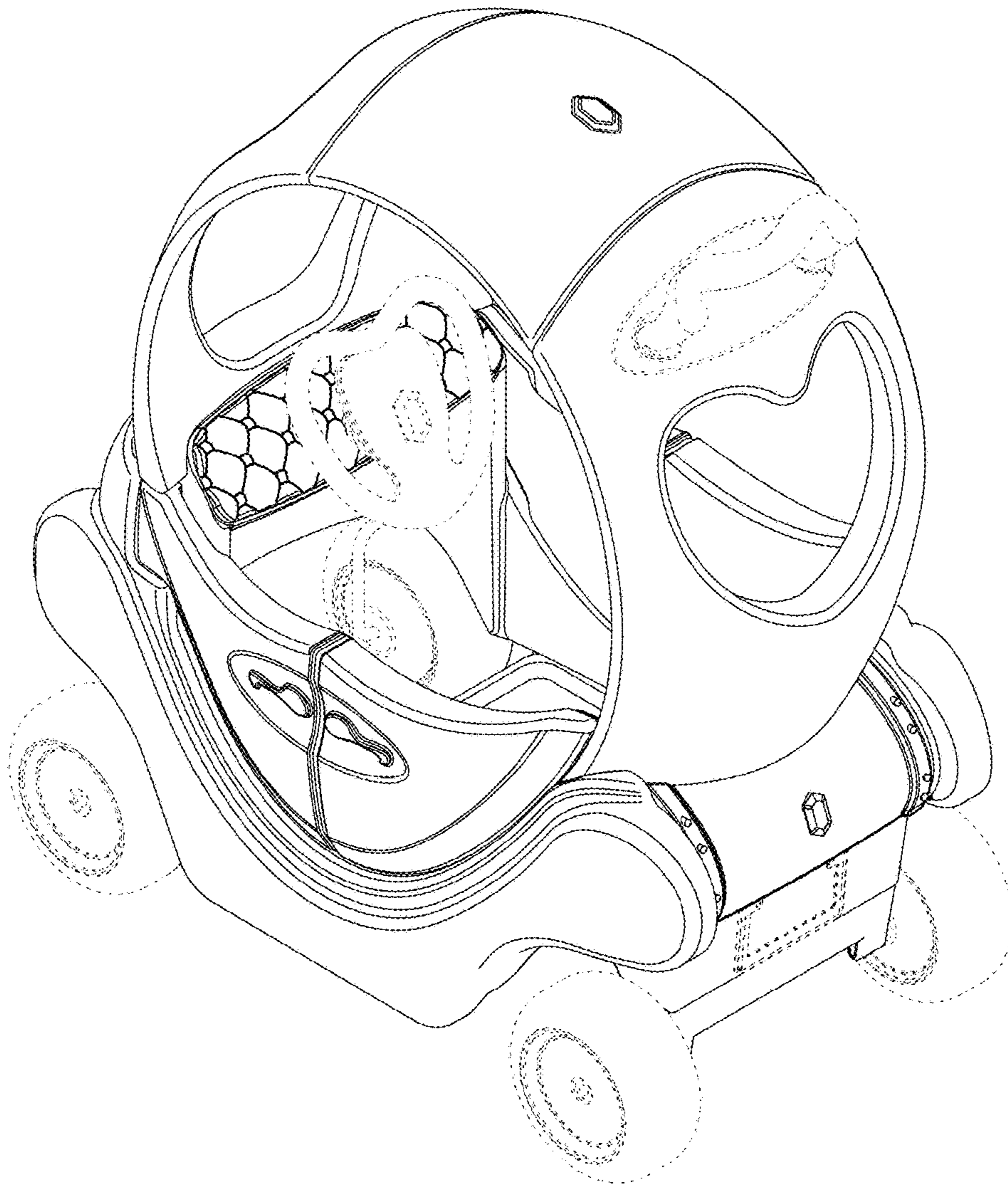


FIG. 2

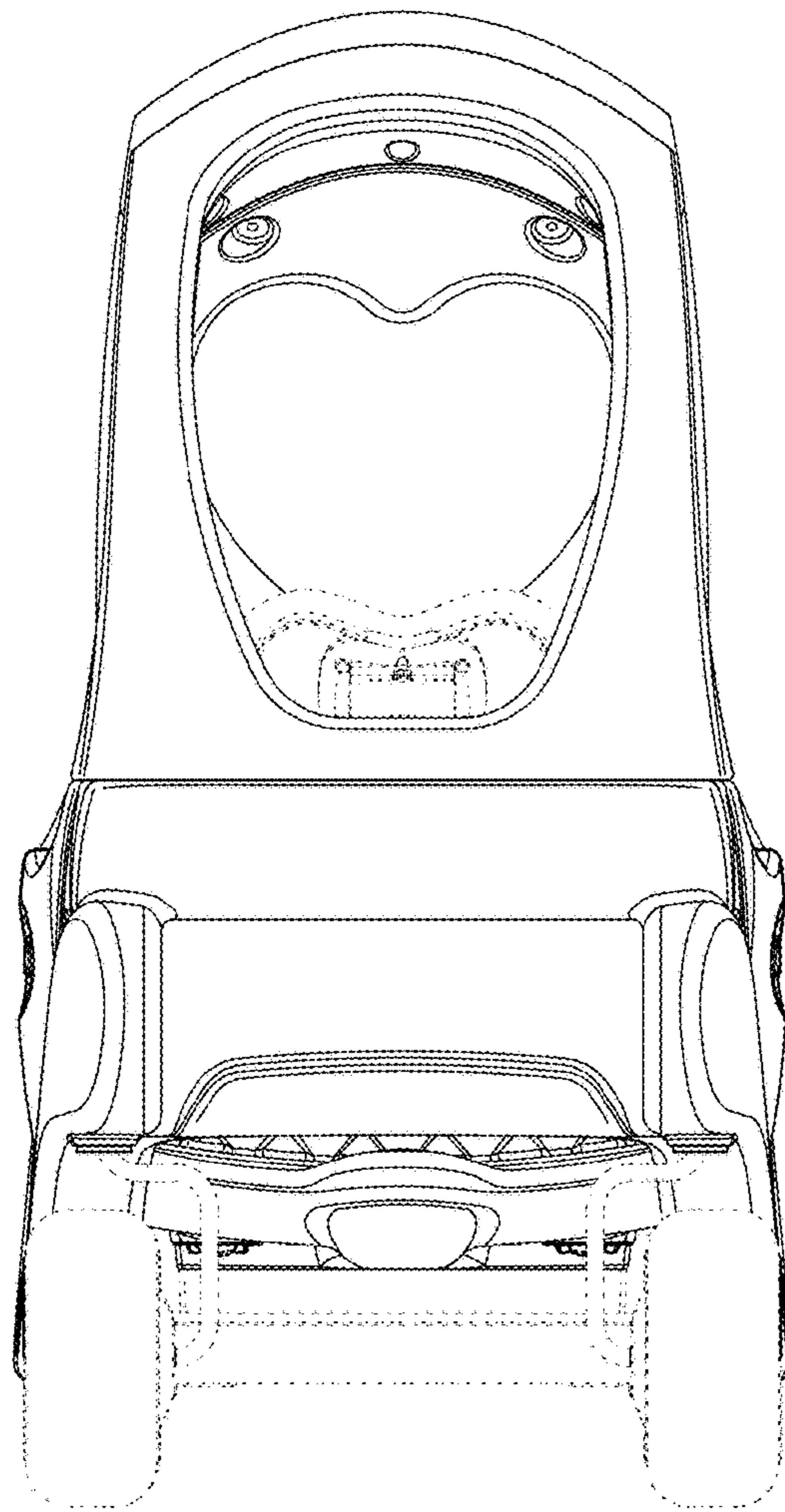


FIG. 3

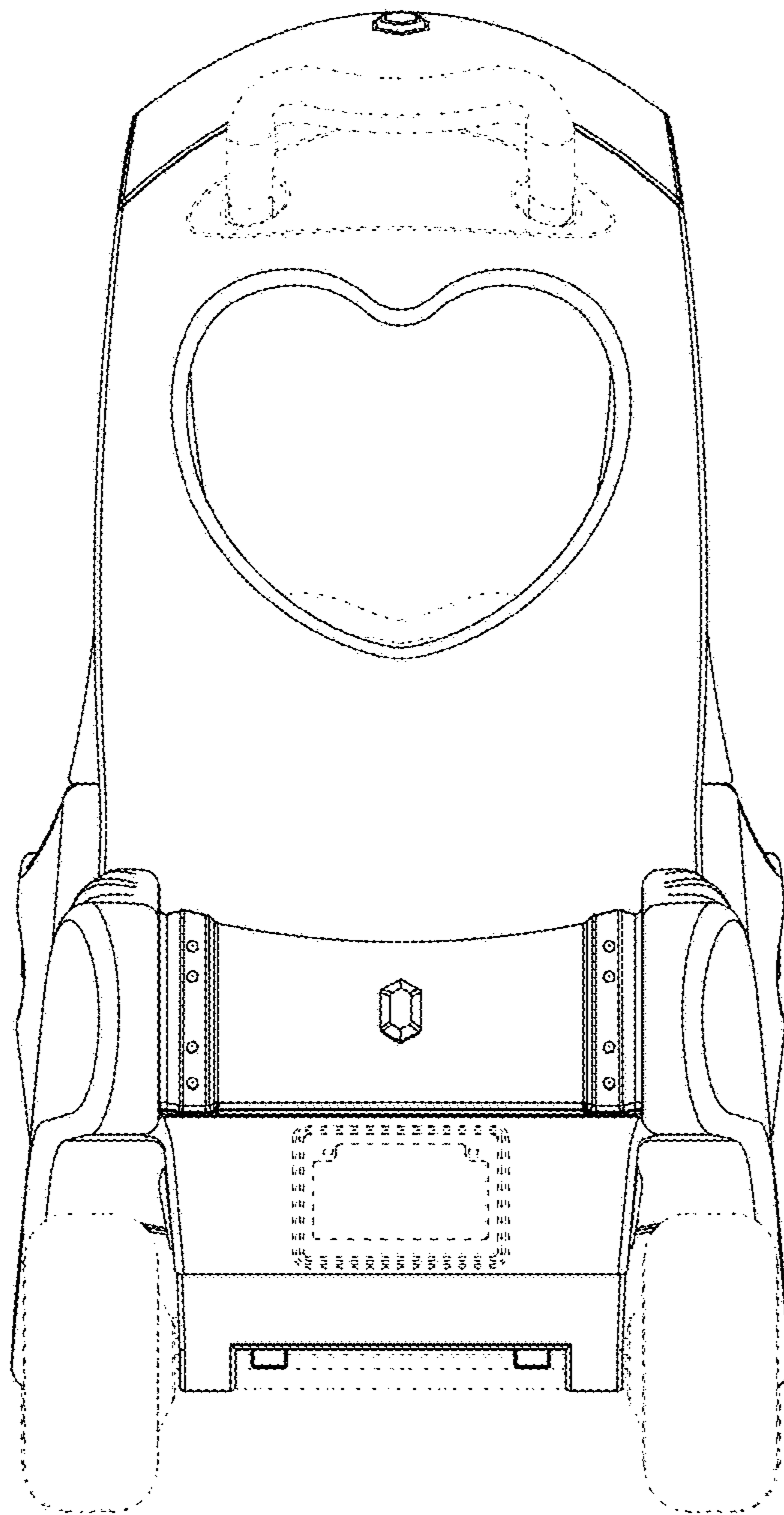


FIG. 4

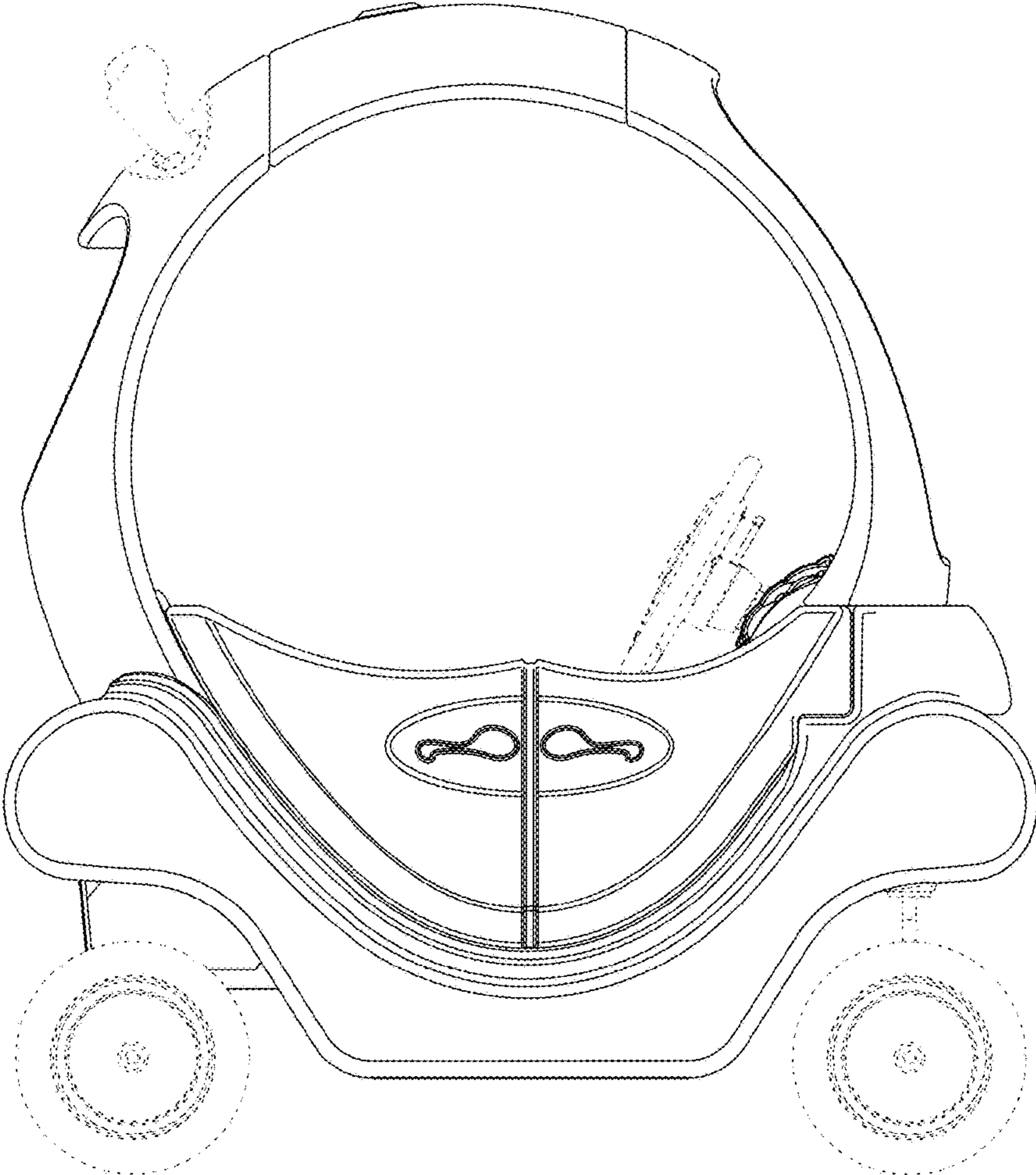


FIG. 5

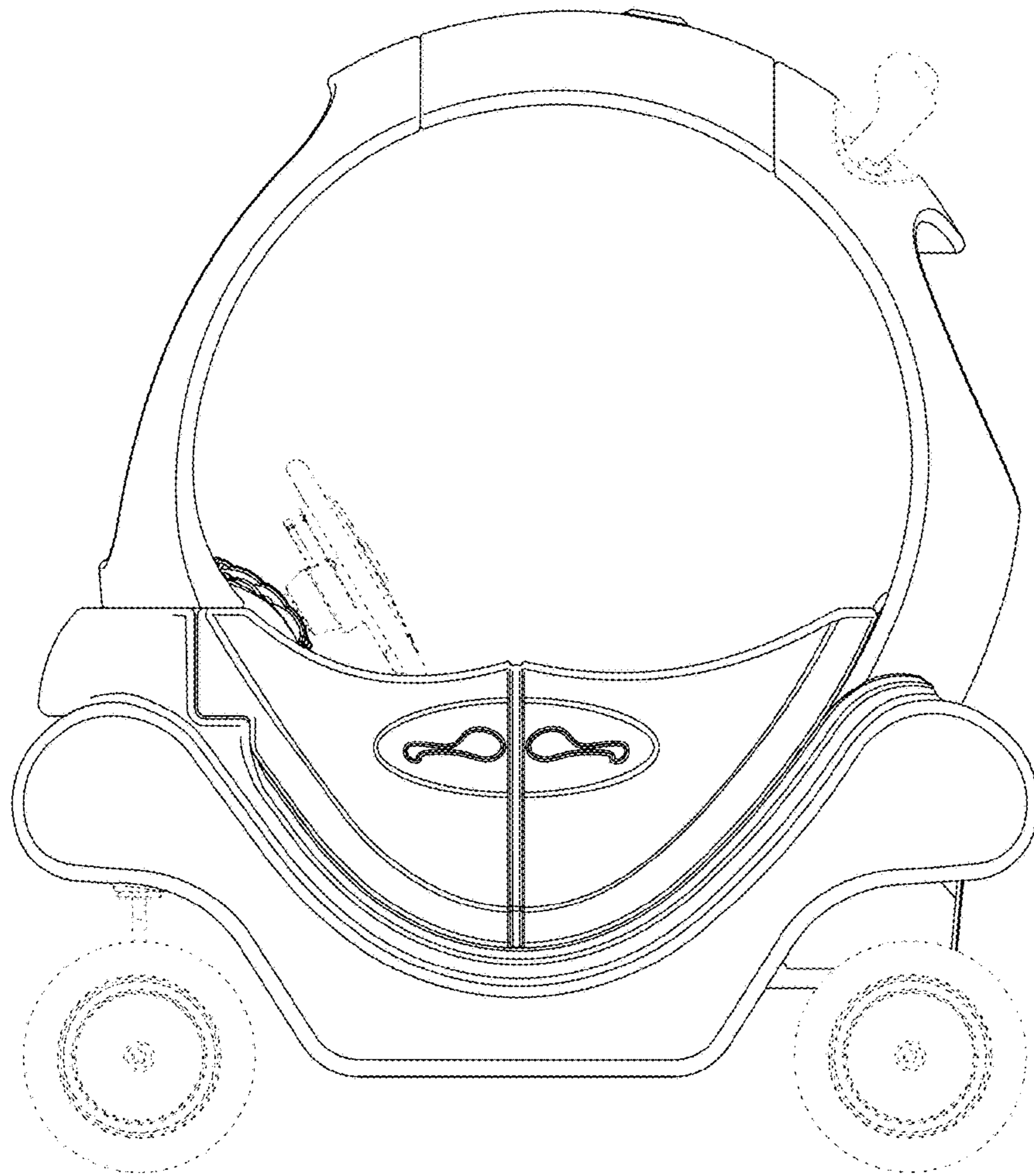


FIG. 6

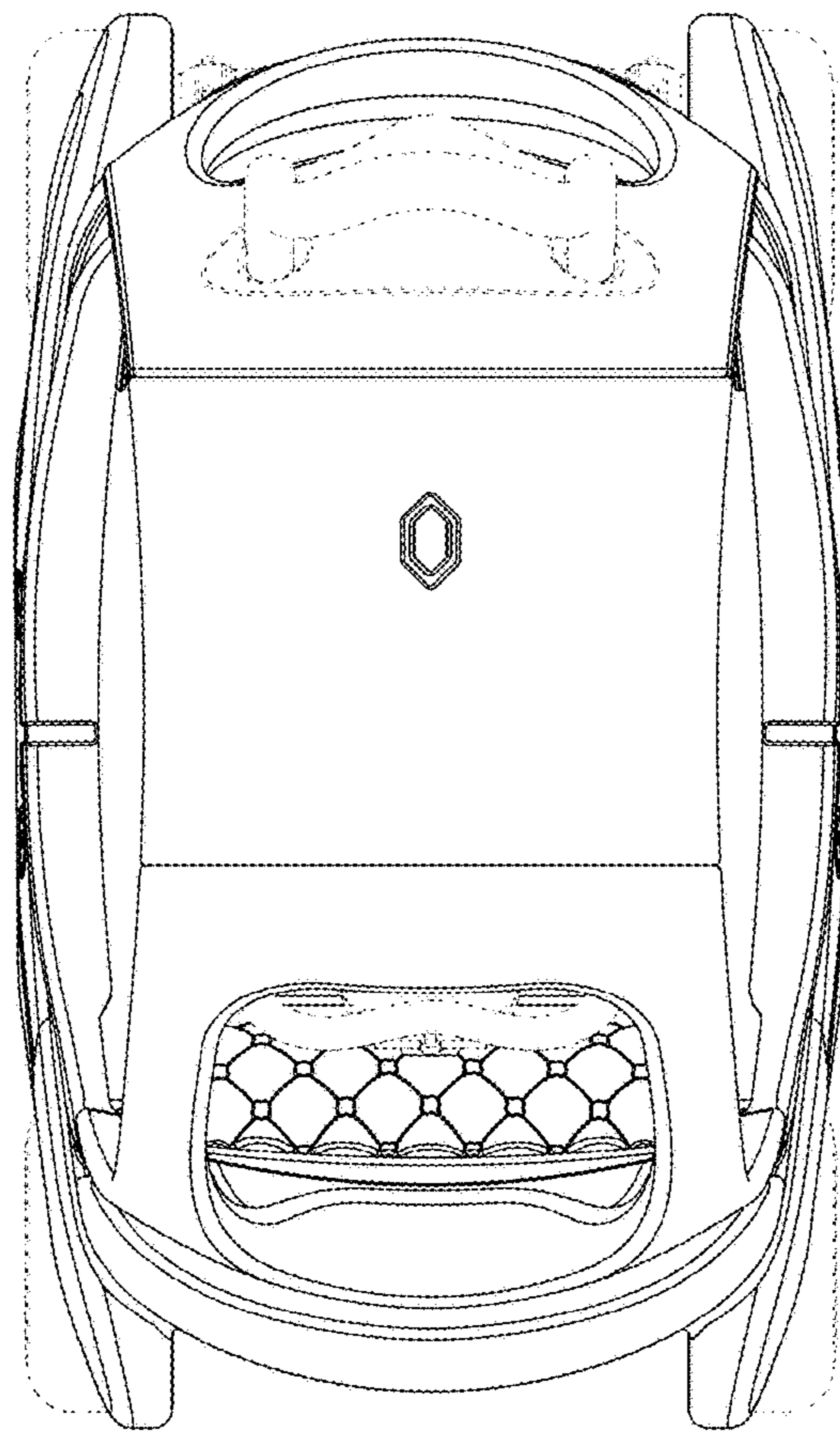


FIG. 7