

US00D845839S

(12) **United States Design Patent**
Luman et al.

(10) **Patent No.:** **US D845,839 S**
(45) **Date of Patent:** **** Apr. 16, 2019**

- (54) **BICYCLE CHAINRING**
- (71) Applicant: **SRAM, LLC**, Chicago, IL (US)
- (72) Inventors: **Nathan Luman**, Oak Park, IL (US);
John Collen, San Luis Obispo, CA (US)
- (73) Assignee: **SRAM, LLC**, Chicago, IL (US)
- (**) Term: **15 Years**
- (21) Appl. No.: **29/619,371**
- (22) Filed: **Sep. 28, 2017**
- (51) **LOC (11) Cl.** **12-11**
- (52) **U.S. Cl.**
USPC **D12/123**
- (58) **Field of Classification Search**
USPC D12/111, 122-127; D15/143, 148, 149
CPC F16H 7/06; F16H 55/30; F16H 55/303;
B62M 9/105
See application file for complete search history.

(56) **References Cited**

U.S. PATENT DOCUMENTS

D246,097 S *	10/1977	McGregor, Sr.	D12/123
4,332,574 A *	6/1982	Aoyama	F16H 55/30
			474/161
D299,448 S *	1/1989	Haro	D12/123
D306,842 S *	3/1990	Beiser	D12/123
D362,210 S *	9/1995	Haney	D12/123
D368,055 S *	3/1996	Jouret	D12/123
D396,436 S *	7/1998	Liska	D12/123
D397,966 S *	9/1998	Chang	D12/123
D399,222 S *	10/1998	Chang	D15/148
5,947,852 A *	9/1999	Moretz	F16H 55/12
			474/160
D430,510 S *	9/2000	Hanamura	D12/123
D430,511 S *	9/2000	Takamori	D12/123

D432,054 S *	10/2000	Hanamura	D12/123
D434,351 S *	11/2000	Takamori	D12/123
D435,001 S *	12/2000	Takamori	D12/123
D436,561 S *	1/2001	Louden	D12/123
6,213,238 B1 *	4/2001	Buell	B62M 7/00
			180/219
D472,843 S *	4/2003	Marquez-Pickering	D11/81
D478,849 S *	8/2003	Griffin	D12/123
D510,365 S *	10/2005	Yoshida	D15/28
D518,074 S *	3/2006	Yoshida	D15/28
D592,107 S *	5/2009	Clarke	D12/123
D604,346 S *	11/2009	Chiang	D12/123
D718,658 S *	12/2014	Cadarette	D12/7
D728,432 S *	5/2015	Lin	B62M 9/00
			D12/123
D750,998 S *	3/2016	Wang	D12/123
D756,270 S *	5/2016	Sgreva	D12/123
D765,551 S *	9/2016	Baker, Jr.	D12/123
D774,987 S *	12/2016	Miles	D12/123
D802,488 S *	11/2017	Scott	D12/127
D803,104 S *	11/2017	Braedt	D12/123
D806,614 S *	1/2018	Turner	D12/123

(Continued)

Primary Examiner — Darlington Ly

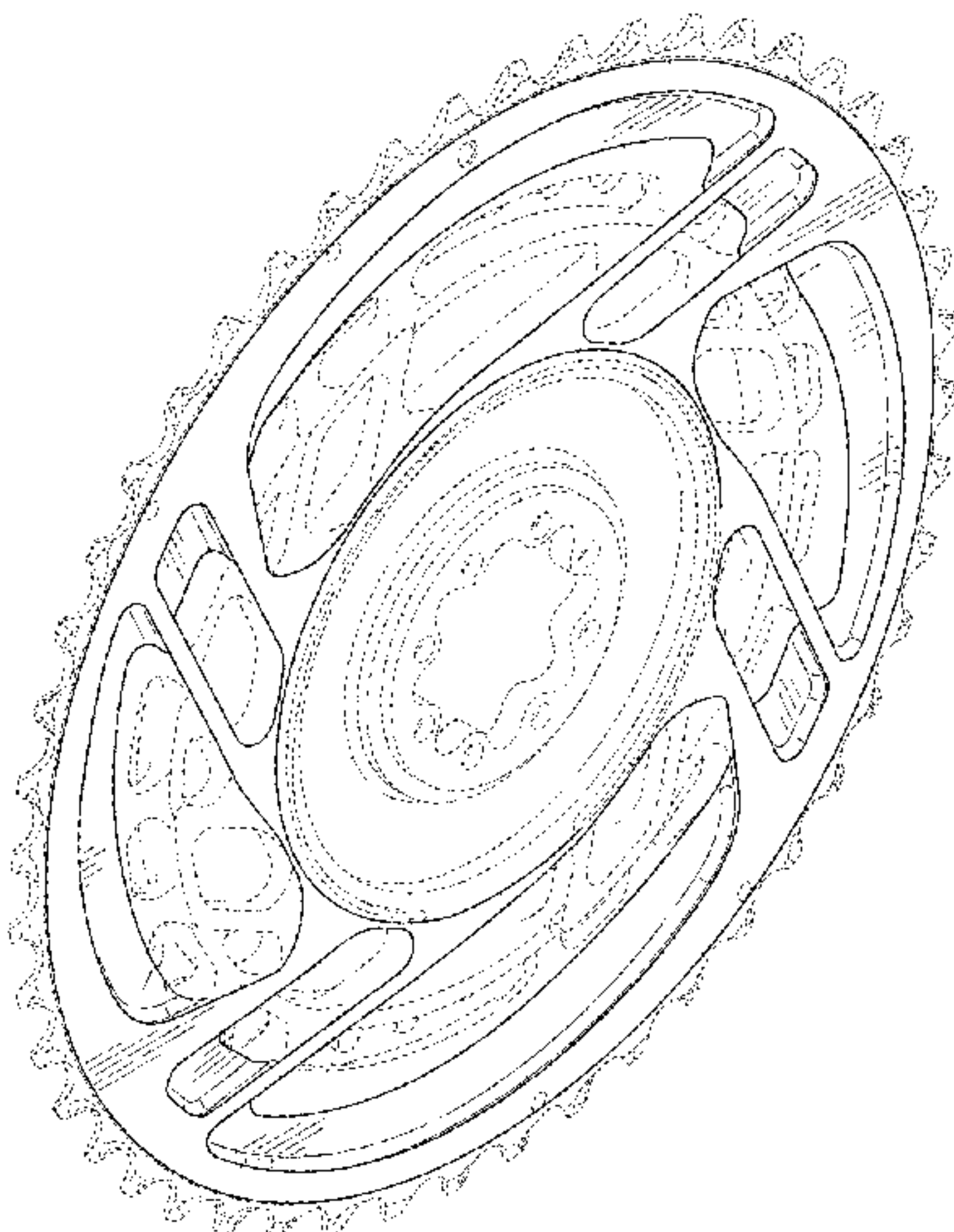
(57) **CLAIM**

We claim the ornamental design for a bicycle chainring, as shown and described.

DESCRIPTION

FIG. 1 is a front perspective view of a bicycle chainring showing our new design;
 FIG. 2 is a front elevation view thereof;
 FIG. 3 is a rear elevation view thereof;
 FIG. 4 is a right side elevation view thereof;
 FIG. 5 is a left side elevation view thereof;
 FIG. 6 is a top plan view thereof; and,
 FIG. 7 is a bottom plan view thereof.
 The broken lines in the drawings illustrate portions of the bicycle chainring that form no part of the claimed design.

1 Claim, 5 Drawing Sheets



(56)

References Cited

U.S. PATENT DOCUMENTS

D811,948 S * 3/2018 Turner D12/123
D817,371 S * 5/2018 Karol D15/148
D817,372 S * 5/2018 Karol D15/148
2006/0264286 A1* 11/2006 Hodjat F16H 55/171
474/152
2013/0143704 A1* 6/2013 Blank B62M 9/10
474/161
2016/0215866 A1* 7/2016 Stefan B62M 9/00

* cited by examiner

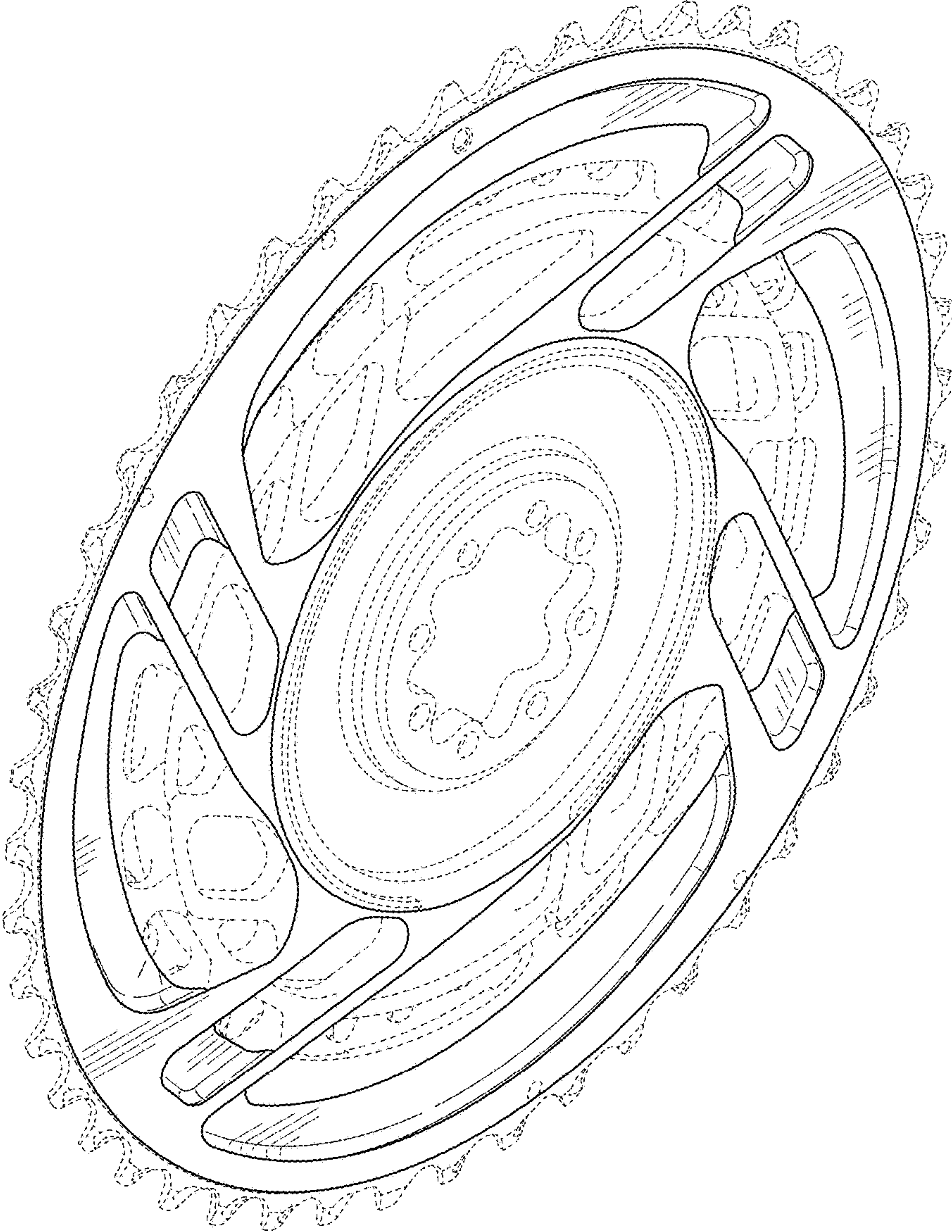


FIG . 1




FIG . 2




FIG . 3




FIG . 4




FIG . 5




FIG. 6




FIG. 7