



US00D845826S

(12) **United States Design Patent**
Zimmermann et al.

(10) **Patent No.:** **US D845,826 S**
(45) **Date of Patent:** **** Apr. 16, 2019**

- (54) **VASE**
- (71) Applicant: **FIFTYEIGHT Holding GmbH**,
Wiesbaden (DE)
- (72) Inventors: **Max Zimmermann**, Frankfurt (DE);
Timm Osterhold, Wiesbaden (DE)
- (73) Assignee: **FIFTYEIGHT HOLDING GmbH**,
Wiesbaden (DE)
- (**) Term: **15 Years**

D614,917 S *	5/2010	Calco	D7/509
D709,730 S *	7/2014	Eckart	D7/396.4
D718,571 S *	12/2014	Eckart	D7/396.1
D731,916 S *	6/2015	Kasha	A47G 7/06
				D11/153
D747,926 S *	1/2016	Mason	D7/514
D806,479 S *	1/2018	Perrulli	B65D 1/0276
				D7/523
D821,143 S *	6/2018	Cossu	D7/509
D825,994 S *	8/2018	McConnell	D7/523
2006/0249518 A1 *	11/2006	Festa	A47G 19/2205
				220/669
2011/0132781 A1 *	6/2011	Willat	B65D 1/0276
				206/217

- (21) Appl. No.: **29/614,146**
- (22) Filed: **Aug. 16, 2017**
- (30) **Foreign Application Priority Data**

May 17, 2017 (EP) 004005221-0002

- (51) **LOC (11) Cl.** **11-02**
- (52) **U.S. Cl.**
USPC **D11/150**
- (58) **Field of Classification Search**
USPC D7/569, 564, 544, 551.3, 579, 519, 516,
D7/514, 515, 517, 520; D9/615, 625,
D9/627, 628
CPC B65D 1/0223
See application file for complete search history.

(56) **References Cited**

U.S. PATENT DOCUMENTS

2,689,424 A *	9/1954	Clagett	A47G 19/2227
				215/379
D275,466 S *	9/1984	Davis	D11/150
D407,605 S *	4/1999	Berger	D7/302
D425,821 S *	5/2000	Lamont	D11/150
D551,502 S *	9/2007	Bodum	D7/509
D568,204 S *	5/2008	Allred	D11/150

OTHER PUBLICATIONS

FiftyEight Products, Vase entspannt weiss, Publication date unknown, [Site visited on Sep. 24, 2018], Available on the Internet URL <https://www.58products.com/shop/prd.964.vase-entspannt-weiss/>.*

* cited by examiner

Primary Examiner — Karen S Acker
Assistant Examiner — Steven B Reinholdt, Jr.

(57) **CLAIM**

We claim the ornamental design for a vase, as shown and described.

DESCRIPTION

FIG. 1 is a front perspective view of our new design for a vase, featuring the top and front sides thereof; FIG. 2 is a front elevational view thereof; FIG. 3 is a rear elevational view thereof; FIG. 4 is a left side elevational view thereof; FIG. 5 is a right side elevational view thereof; FIG. 6 is a top elevational view thereof; and, FIG. 7 is a bottom elevational view thereof.

1 Claim, 7 Drawing Sheets

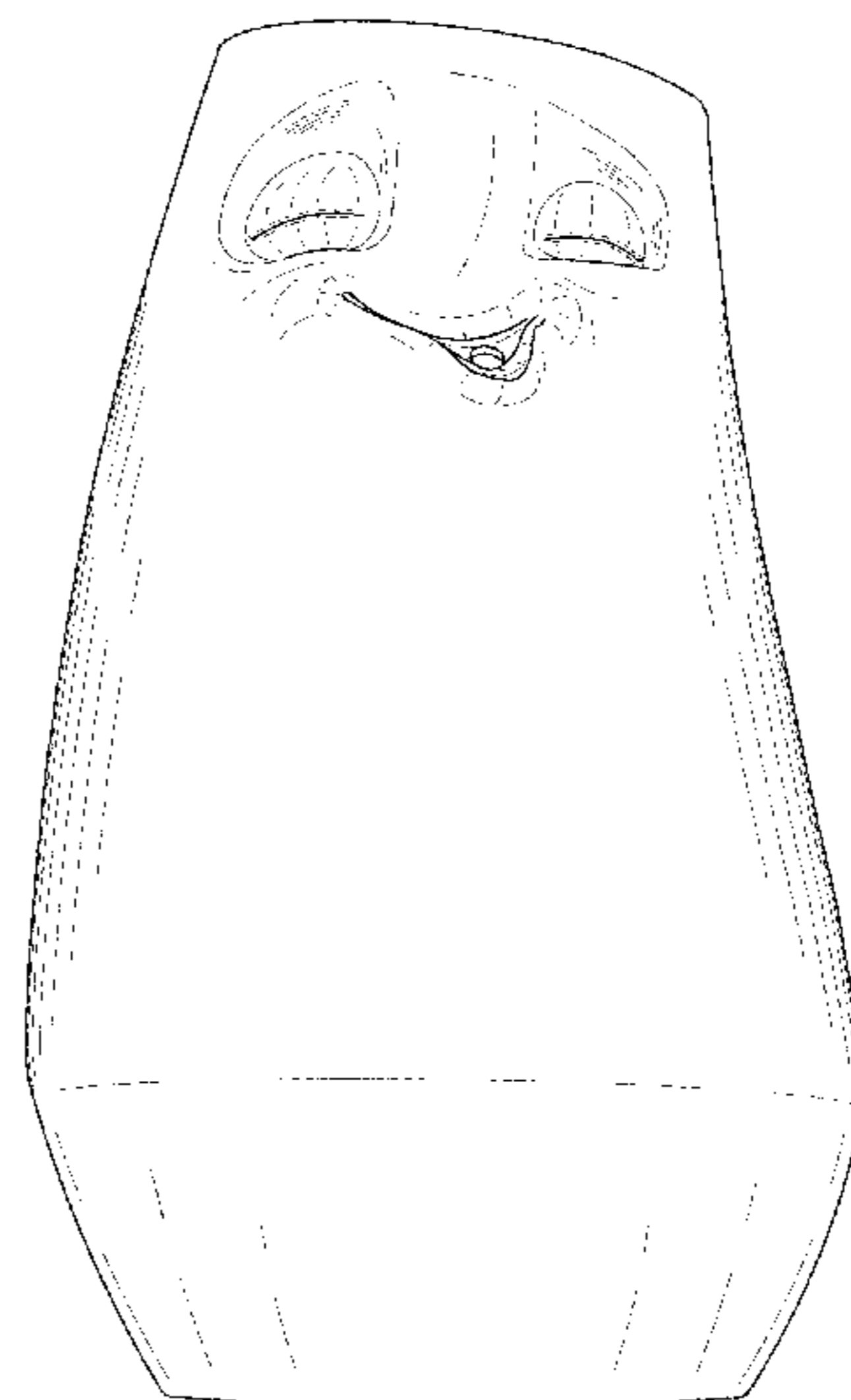
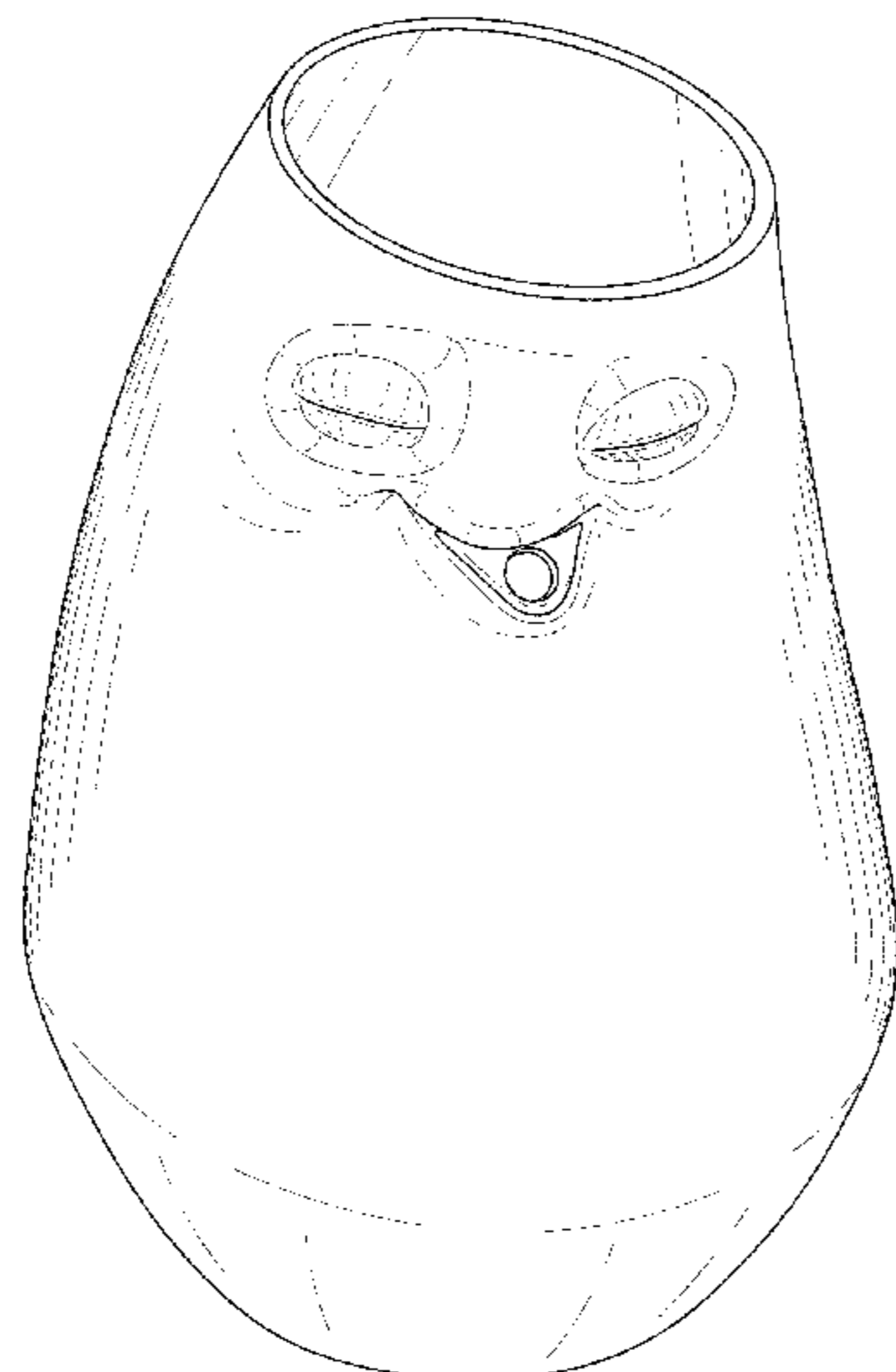




FIG. 1



FIG. 2




FIG. 3

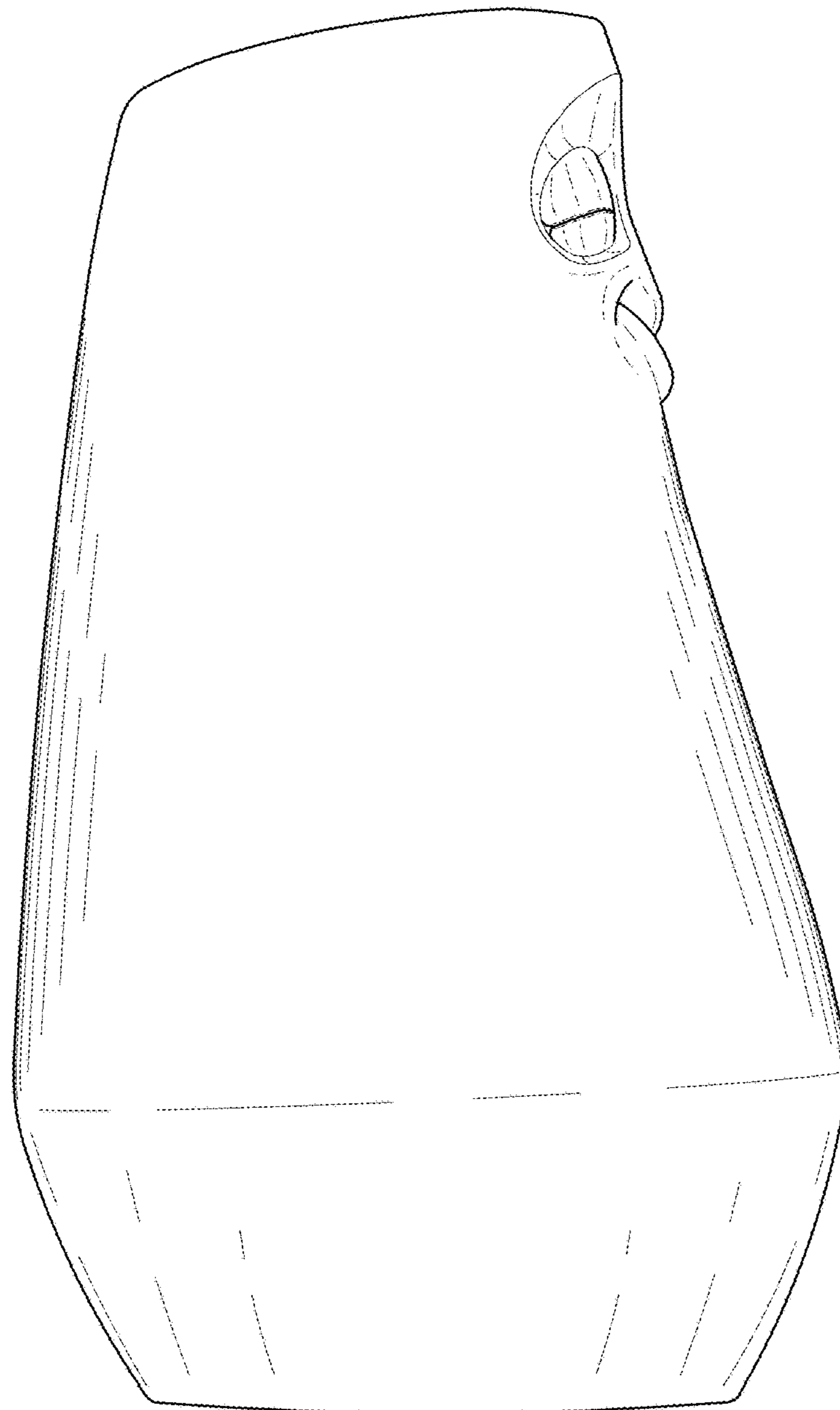


FIG. 4




FIG. 5

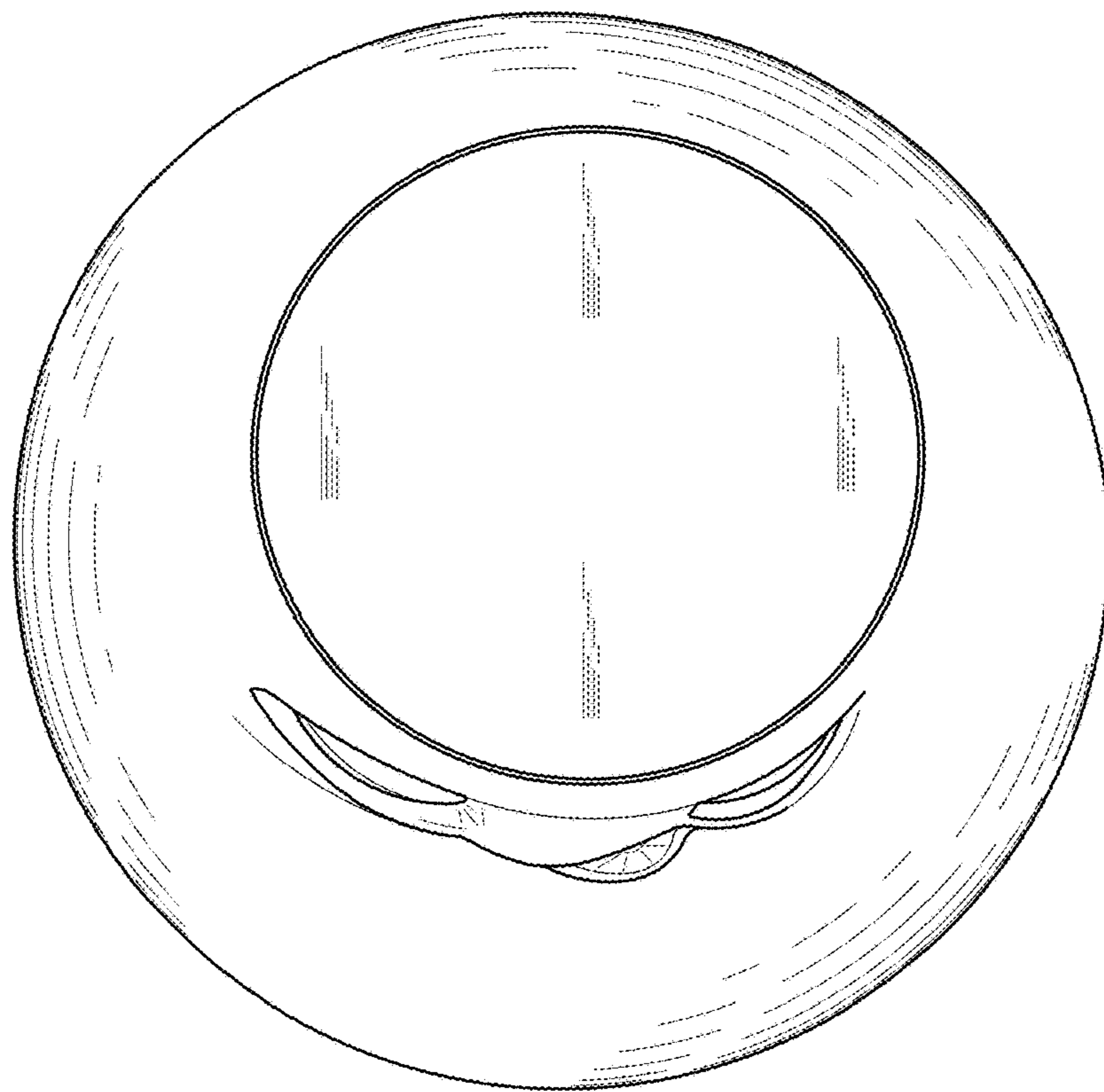


FIG. 6

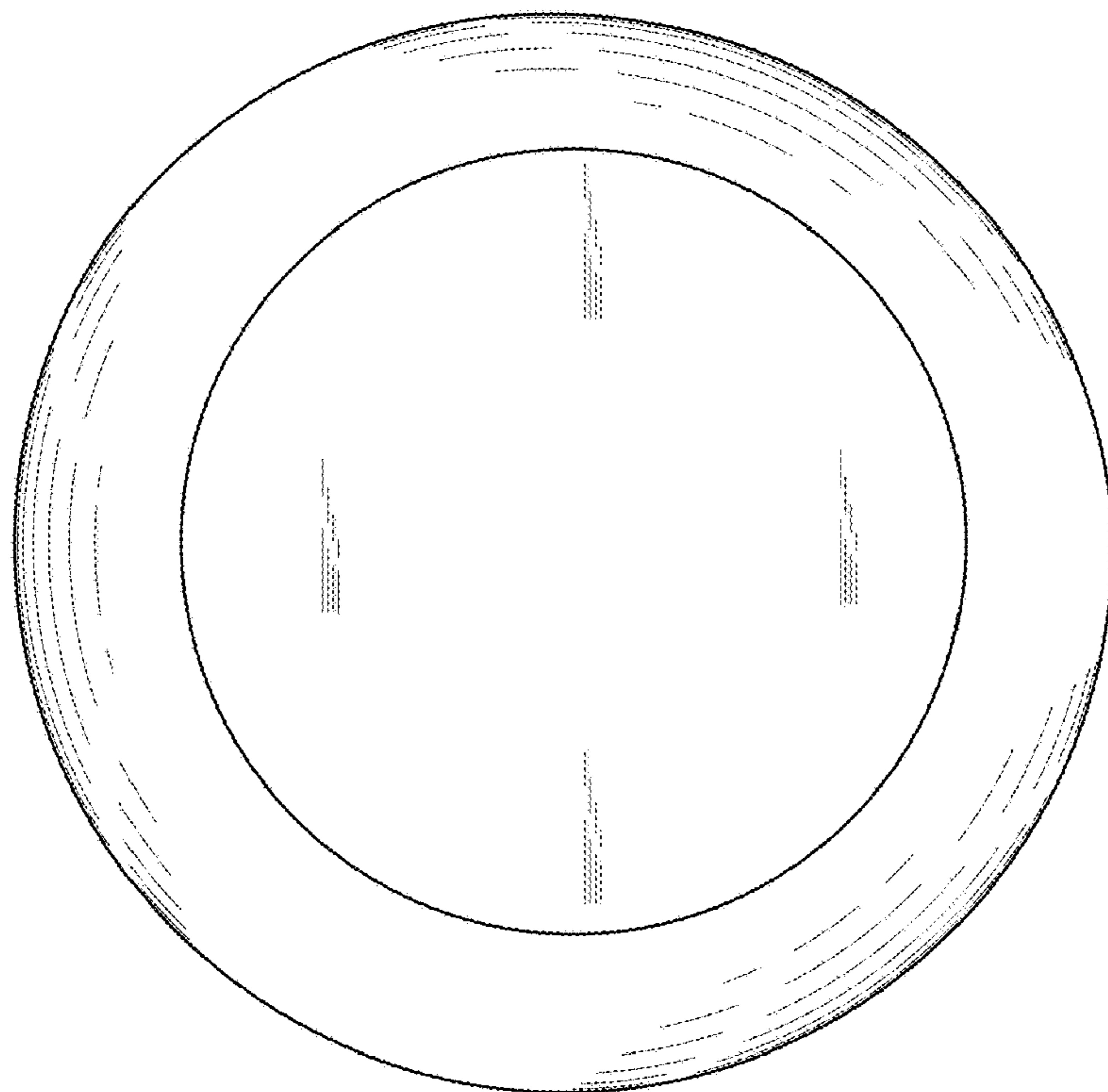


FIG. 7