



US00D845825S

(12) **United States Design Patent**
Zimmermann et al.

(10) **Patent No.:** **US D845,825 S**
(45) **Date of Patent:** **** Apr. 16, 2019**

- (54) **VASE**
- (71) Applicant: **FIFTYEIGHT Holding GmbH**,
Wiesbaden (DE)
- (72) Inventors: **Max Zimmermann**, Frankfurt (DE);
Timm Osterhold, Wiesbaden (DE)
- (73) Assignee: **FIFTYEIGHT HOLDING GmbH**,
Wiesbaden (DE)
- (**) Term: **15 Years**
- (21) Appl. No.: **29/614,140**
- (22) Filed: **Aug. 16, 2017**
- (30) **Foreign Application Priority Data**
May 17, 2017 (EP) 004005221-0001
- (51) **LOC (11) Cl.** **11-02**
- (52) **U.S. Cl.**
USPC **D11/150**
- (58) **Field of Classification Search**
USPC D7/569, 564, 544, 551.3, 579, 519, 516,
D7/514, 515, 517, 520; D9/615, 625,
D9/627, 628
CPC B65D 1/0223
See application file for complete search history.

- (56) **References Cited**
U.S. PATENT DOCUMENTS
2,689,424 A * 9/1954 Clagett A47G 19/2227
215/379
D275,466 S * 9/1984 Davis D11/150
D407,605 S * 4/1999 Berger D7/302
D425,821 S * 5/2000 Lamont D11/150
D551,502 S * 9/2007 Bodum D7/509
D568,204 S * 5/2008 Allred D11/150

- D614,917 S * 5/2010 Calco D7/509
- D709,730 S * 7/2014 Eckart D7/396.4
- D718,571 S * 12/2014 Eckart D7/396.1
- D731,916 S * 6/2015 Kasha A47G 7/06
D11/153
- D747,926 S * 1/2016 Mason D7/514
- D806,479 S * 1/2018 Perrulli B65D 1/0276
D7/523
- D821,143 S * 6/2018 Cossu D7/509
- D825,994 S * 8/2018 McConnell D7/523
- 2006/0249518 A1 * 11/2006 Festa A47G 19/2205
220/669
- 2011/0132781 A1 * 6/2011 Willat B65D 1/0276
206/217

OTHER PUBLICATIONS

FiftyEight Products, Vase annusiert weiss, Publication date unknown, [Site visited on Sep. 24, 2018], Available on the Internet URL <https://www.58products.com/shop/prd.975.vase-amuesiert-weiss/>.*

* cited by examiner

Primary Examiner — Karen S Acker
Assistant Examiner — Steven B Reinholdt, Jr.

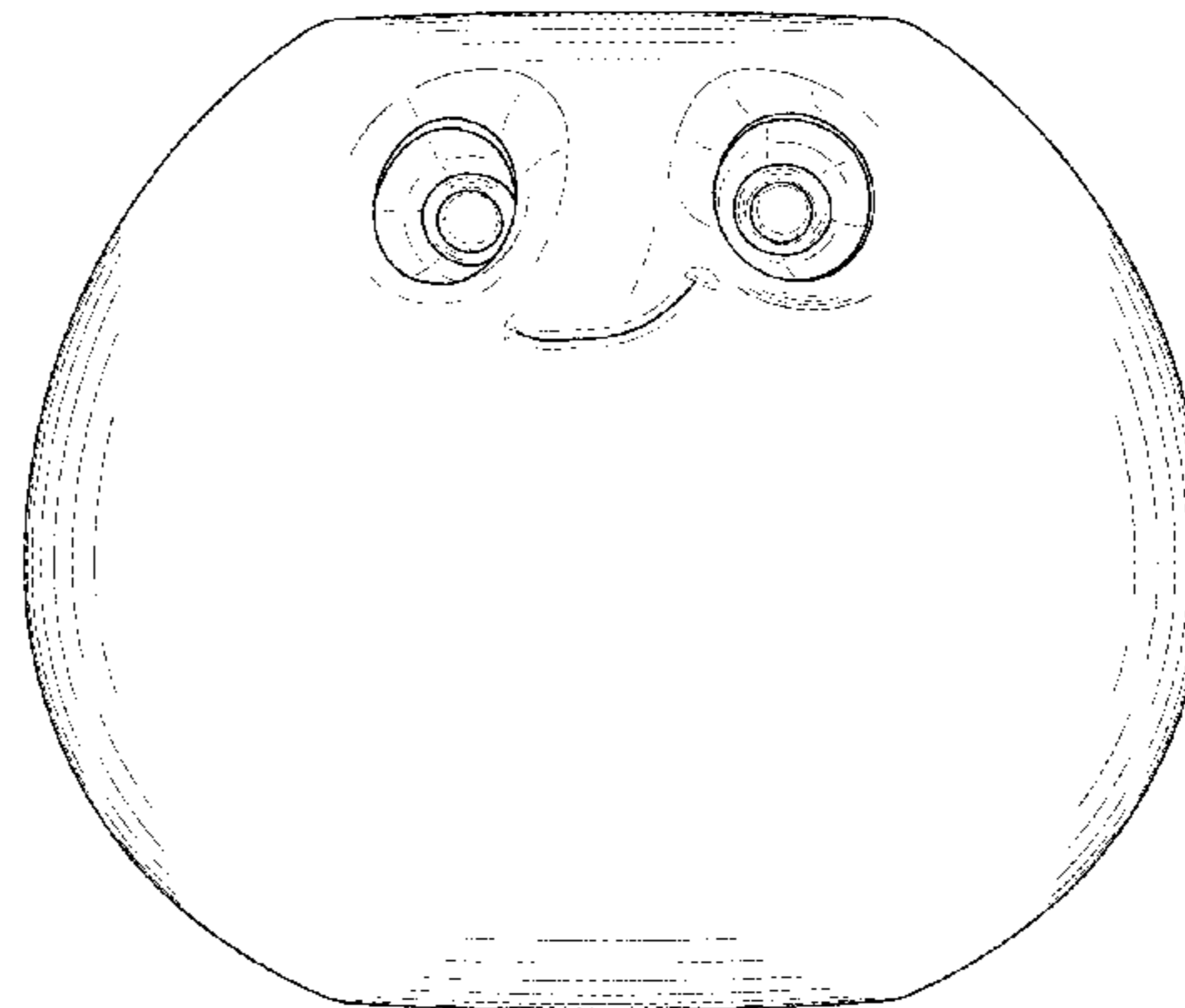
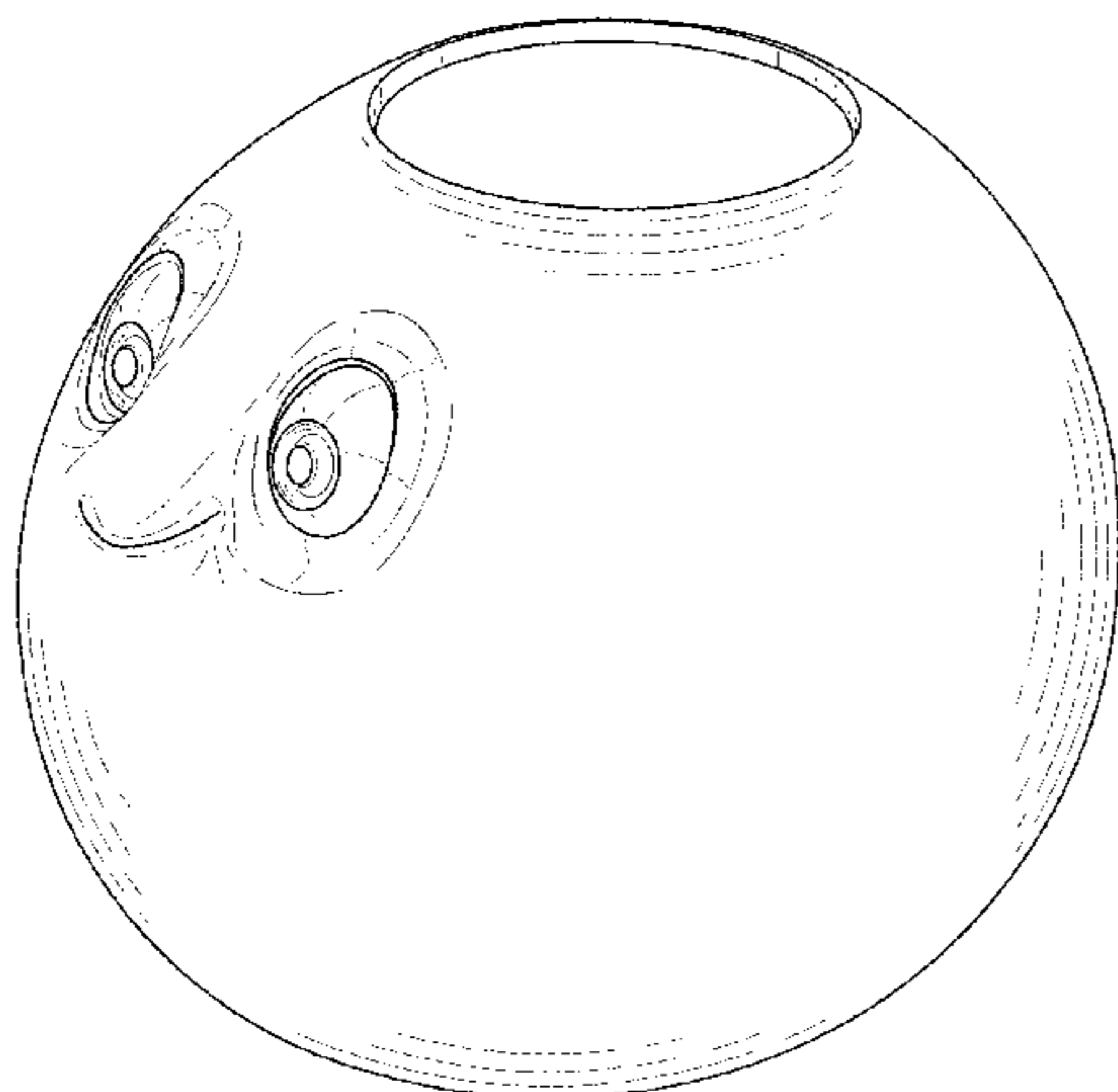
(57) **CLAIM**

We claim the ornamental design for a vase, as shown and described.

DESCRIPTION

FIG. 1 is a front, top, and right perspective view of a vase showing our new design;
FIG. 2 is a front elevational view thereof;
FIG. 3 is a rear elevational view thereof;
FIG. 4 is a left side elevational view thereof;
FIG. 5 is a right side elevational view thereof;
FIG. 6 is a top elevational view thereof; and,
FIG. 7 is a bottom elevational view thereof.

1 Claim, 7 Drawing Sheets






FIG. 1




FIG. 2

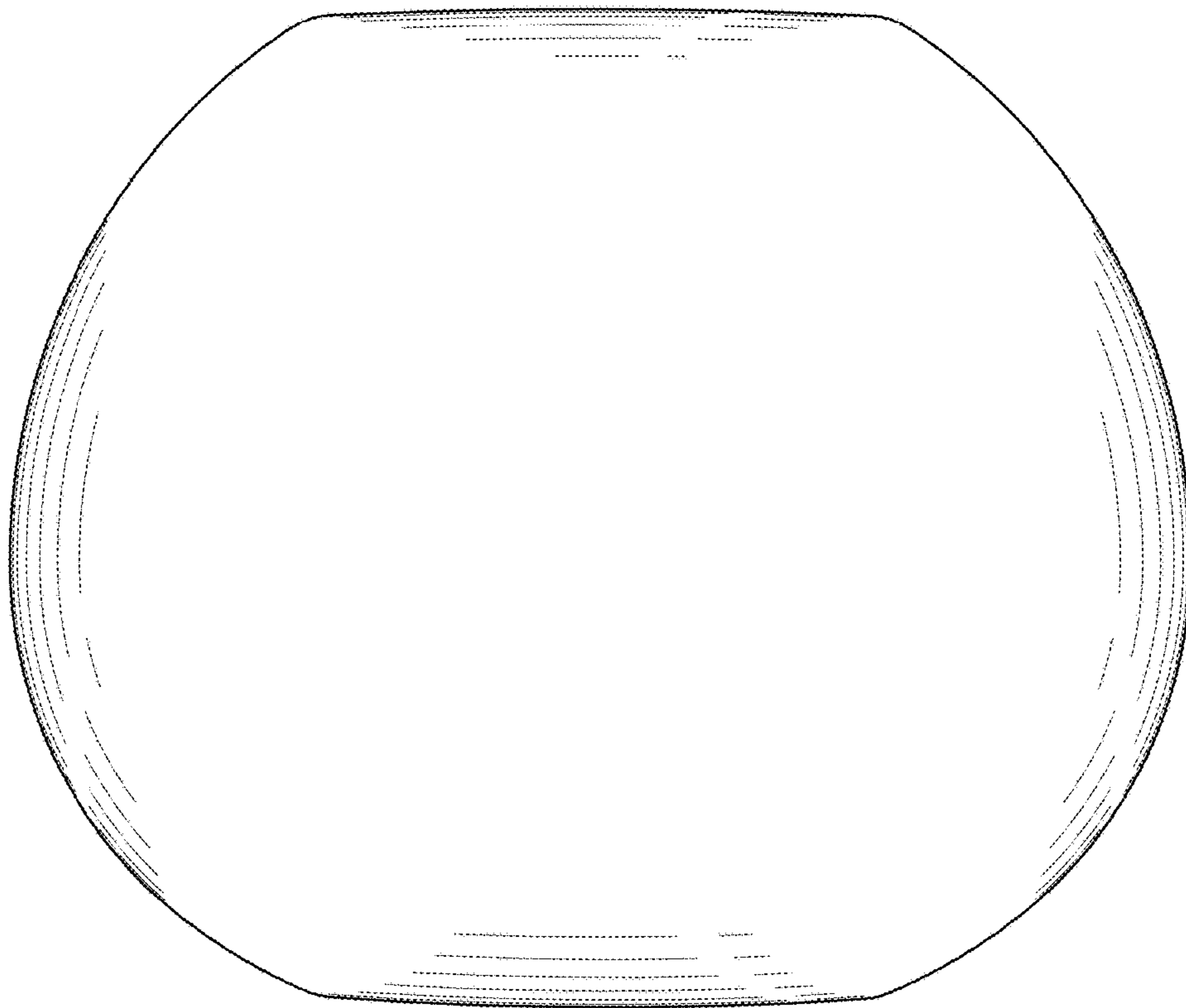


FIG. 3

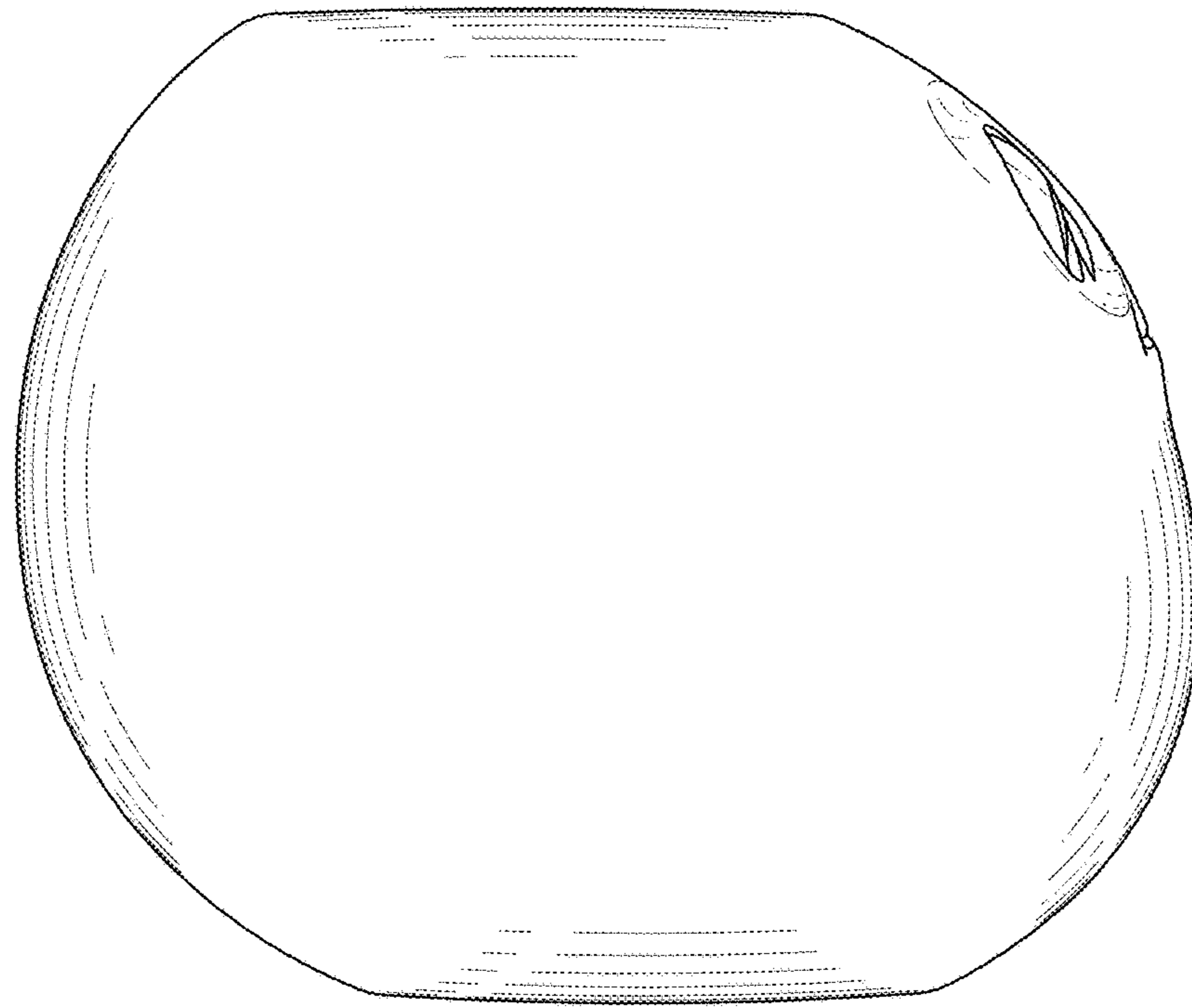


FIG. 4

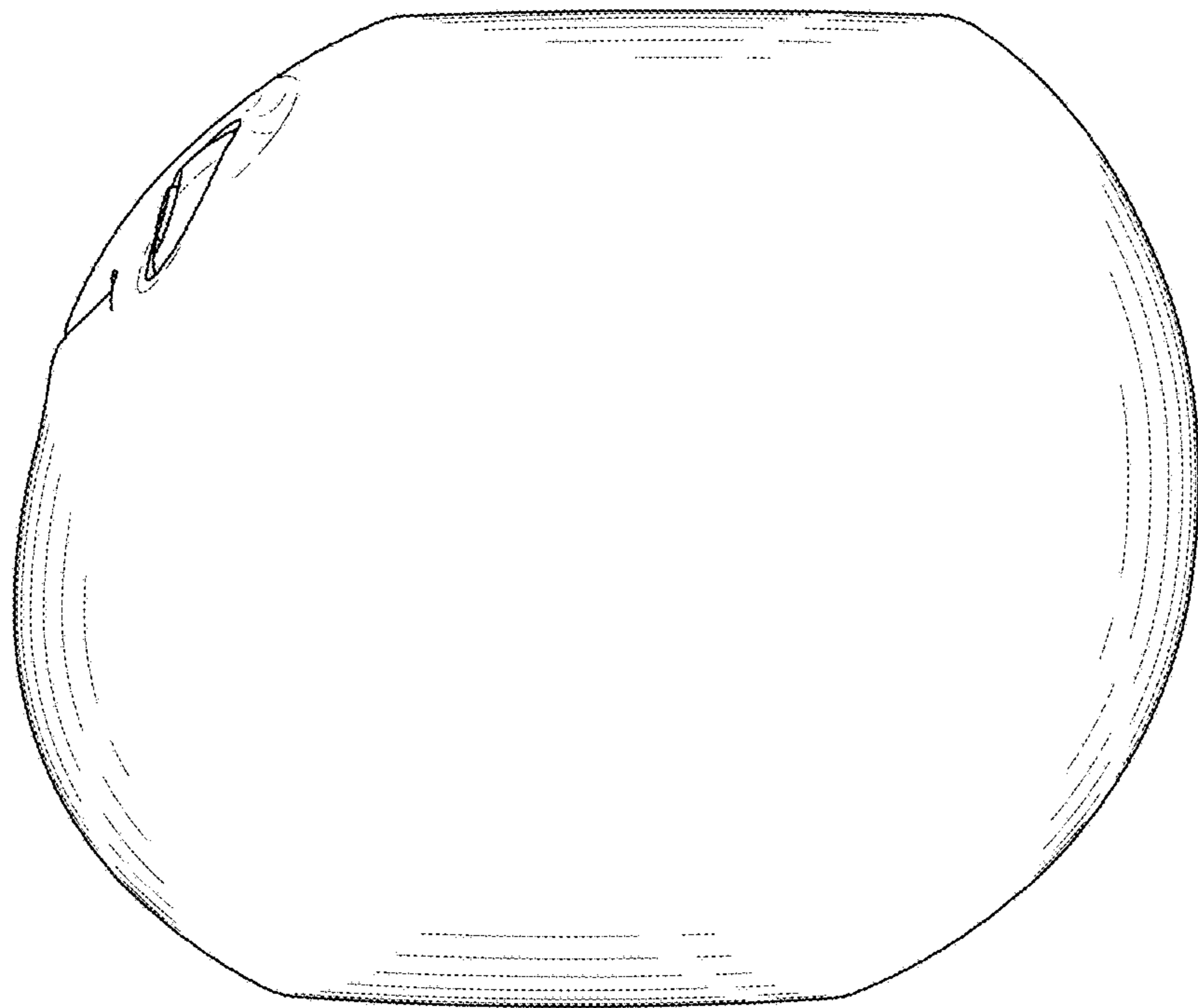


FIG. 5

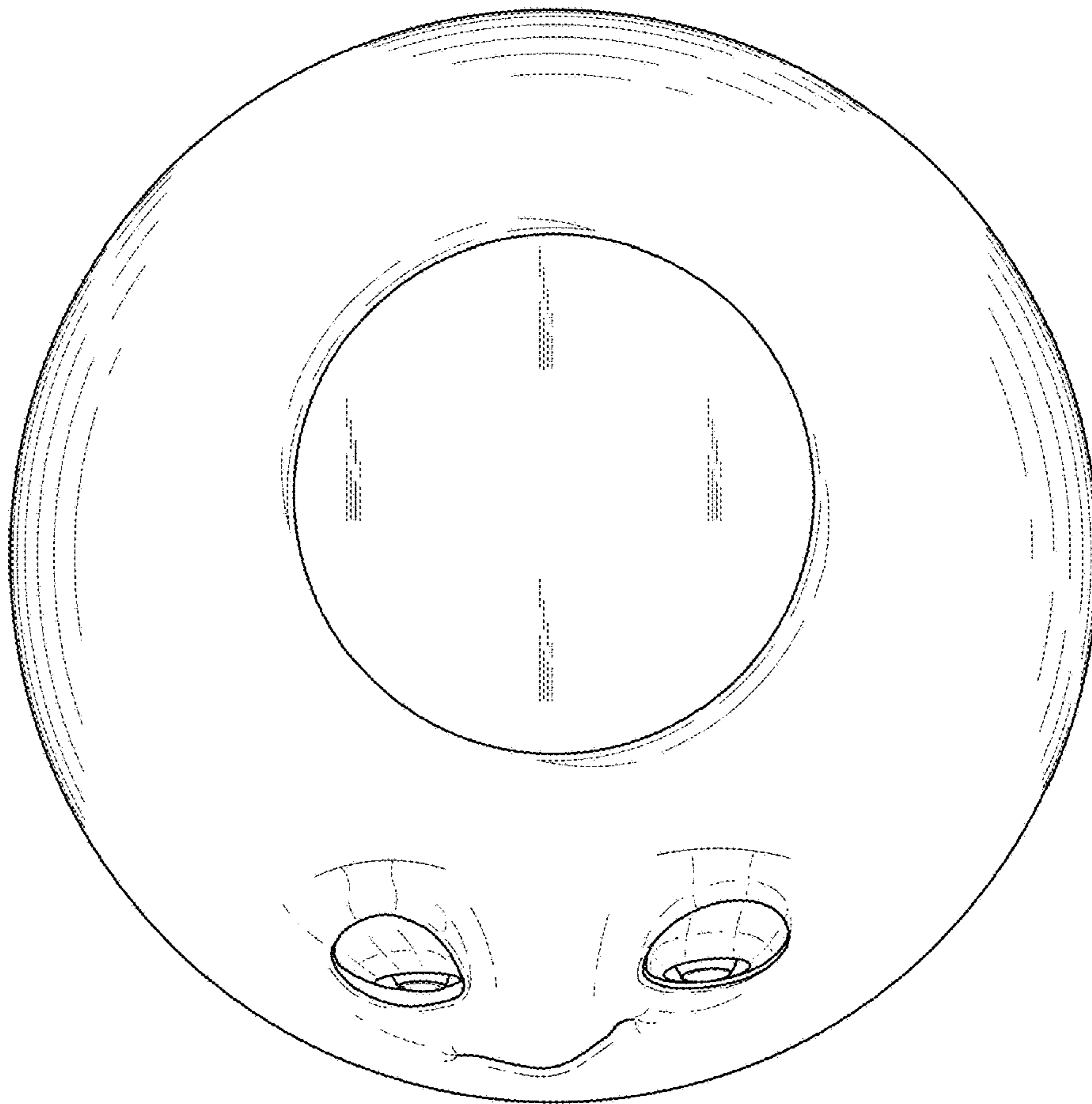


FIG. 6

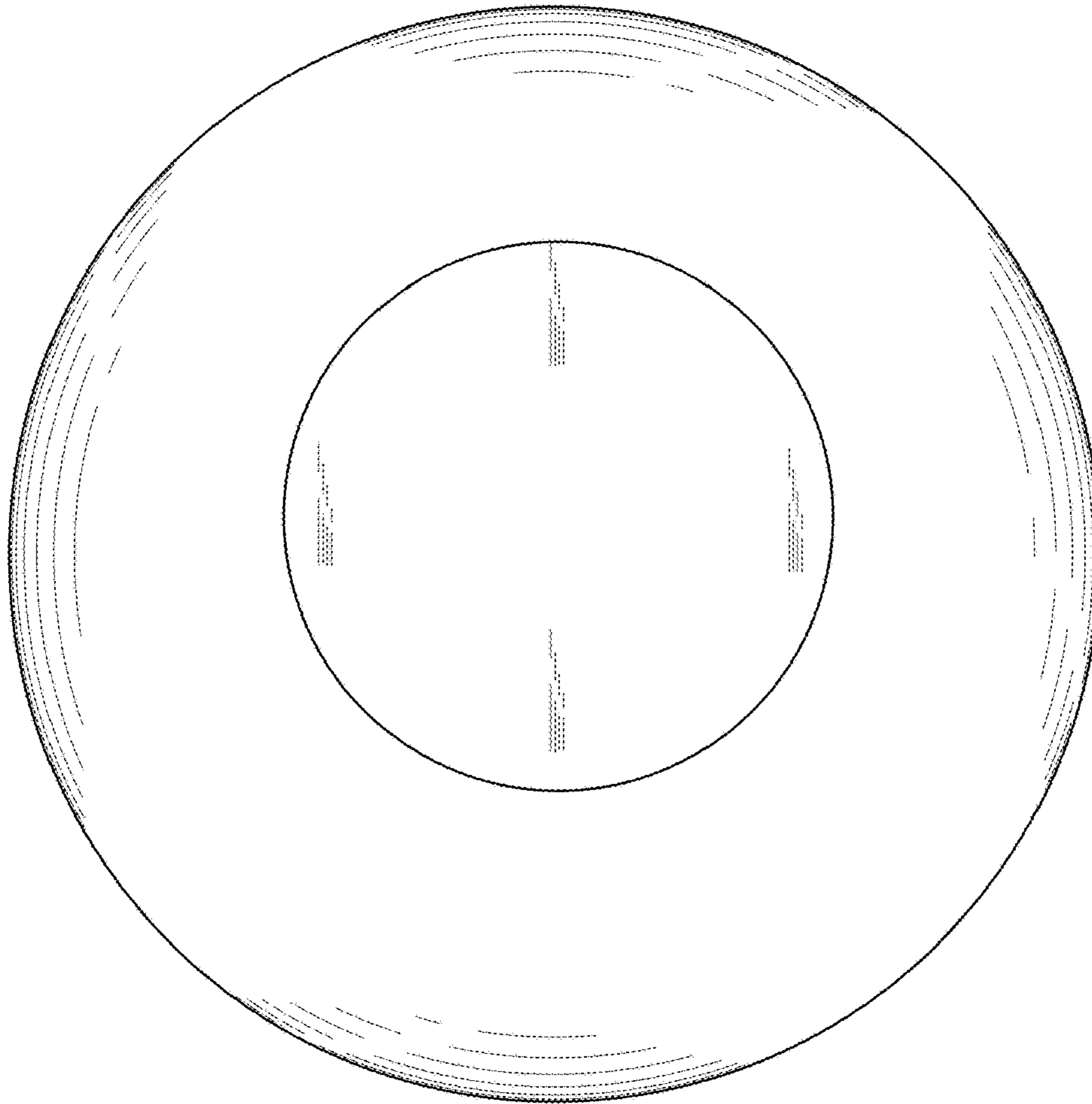


FIG. 7