

US00D845823S

(12) **United States Design Patent**  
**Bhansali et al.**

(10) **Patent No.:** **US D845,823 S**

(45) **Date of Patent:** **\*\* \*Apr. 16, 2019**

- (54) **JEWELRY STONE SETTING**
- (71) Applicants: **Baiju Bhansali**, New York, NY (US);  
**Joseph Weinreich**, New York, NY (US)
- (72) Inventors: **Baiju Bhansali**, New York, NY (US);  
**Joseph Weinreich**, New York, NY (US)
- (73) Assignee: **DDLNYC LLC**, New York, NY (US)
- (\*) Notice: This patent is subject to a terminal disclaimer.
- (\*\*) Term: **15 Years**
- (21) Appl. No.: **29/622,730**
- (22) Filed: **Oct. 19, 2017**
- (51) **LOC (11) Cl.** ..... **11-01**
- (52) **U.S. Cl.**  
USPC ..... **D11/91**
- (58) **Field of Classification Search**  
USPC ..... D11/1-40, 43, 76-78, 89-92  
CPC ..... A44C 5/00; A44C 5/0007; A44C 5/0015;  
A44C 5/0023; A44C 5/003; A44C  
5/0038; A44C 5/0053; A44C 5/0061;  
A44C 5/0069; A44C 5/0076; A44C  
5/0084; A44C 5/0092; A44C 17/00; A44C  
17/001; A44C 17/02; A44C 17/04; A44C  
7/00; A44C 7/002; A44C 9/00; A44C  
9/0007; A44C 9/0038; A44C 9/0046;  
A44C 9/0053; A44C 9/02  
See application file for complete search history.

- D485,509 S \* 1/2004 Shagalov ..... A44C 17/04  
D11/91
- D508,867 S 8/2005 Shum
- D618,132 S 6/2010 Wong et al.
- D623,980 S \* 9/2010 Yu ..... D11/90
- D632,207 S \* 2/2011 Gurfinkel ..... D11/91
- D641,651 S \* 7/2011 Kothari ..... D11/91
- D642,087 S \* 7/2011 Kothari ..... D11/91
- D643,327 S \* 8/2011 Kothari ..... D11/91
- D643,767 S \* 8/2011 Kothari ..... D11/34
- D648,650 S \* 11/2011 Roehl ..... D11/91
- D648,651 S \* 11/2011 Sin ..... D11/91
- D650,308 S \* 12/2011 Roehl ..... D11/91
- D654,394 S \* 2/2012 Kothari ..... D11/91
- D680,897 S \* 4/2013 Li ..... D11/91
- D680,898 S \* 4/2013 Dholakiya ..... D11/91
- D684,886 S \* 6/2013 Wein ..... D11/91
- D684,887 S 6/2013 Wein
- D685,287 S \* 7/2013 Kothari ..... D11/91
- D697,451 S \* 1/2014 Dholakiya ..... D11/91
- D703,090 S \* 4/2014 Dholakiya ..... D11/91

(Continued)

*Primary Examiner* — Cynthia Ramirez  
*Assistant Examiner* — Llorellys M Martinez-Rivera  
 (74) *Attorney, Agent, or Firm* — Baiju Bhansali; Joseph Weinreich

(57) **CLAIM**

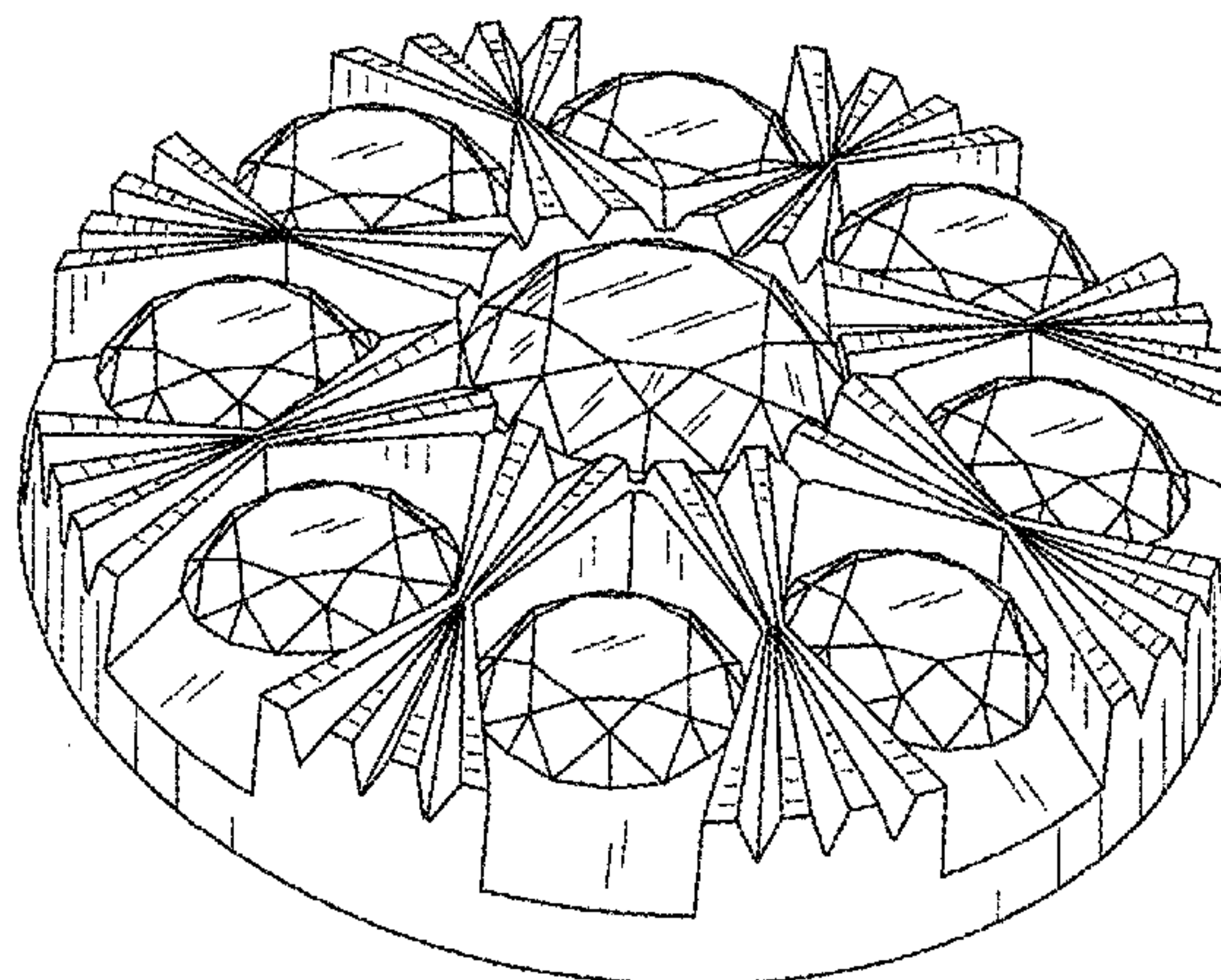
The ornamental design for a jewelry stone setting, as shown and described.

**DESCRIPTION**

FIG. 1 is a top perspective view of a jewelry stone setting showing my new design;  
 FIG. 2 is a top plan view thereof;  
 FIG. 3 is left side elevation view thereof, the right side being identical thereto;  
 FIG. 4 is a cross-sectional view thereof, taken along line 4-4 in FIG. 2; and,  
 FIG. 5 is a bottom plan view thereof.

**1 Claim, 2 Drawing Sheets**

- (56) **References Cited**  
U.S. PATENT DOCUMENTS  
D55,597 S \* 7/1920 Felger ..... D11/91  
5,056,337 A \* 10/1991 Nhaissi ..... A44C 17/02  
63/26  
D444,098 S \* 6/2001 Hurwitz ..... D11/90



(56)

**References Cited**

U.S. PATENT DOCUMENTS

D703,091	S *	4/2014	Dholakiya .....	D11/91
D709,403	S *	7/2014	Sanghvi .....	D11/91
D712,302	S *	9/2014	Dholakiya .....	D11/91
D712,303	S *	9/2014	Dholakiya .....	D11/91
D714,182	S *	9/2014	Doran .....	D11/92
D755,665	S *	5/2016	Krainz .....	D11/91
D791,012	S *	7/2017	Krainz .....	D11/91
D798,188	S *	9/2017	Wong .....	D11/92
2009/0056376	A1 *	3/2009	Lin .....	A44C 17/046 63/28
2012/0272681	A1 *	11/2012	Kothari .....	A44C 17/02 63/27
2015/0342310	A1 *	12/2015	Kei .....	A44C 17/046 63/28

\* cited by examiner



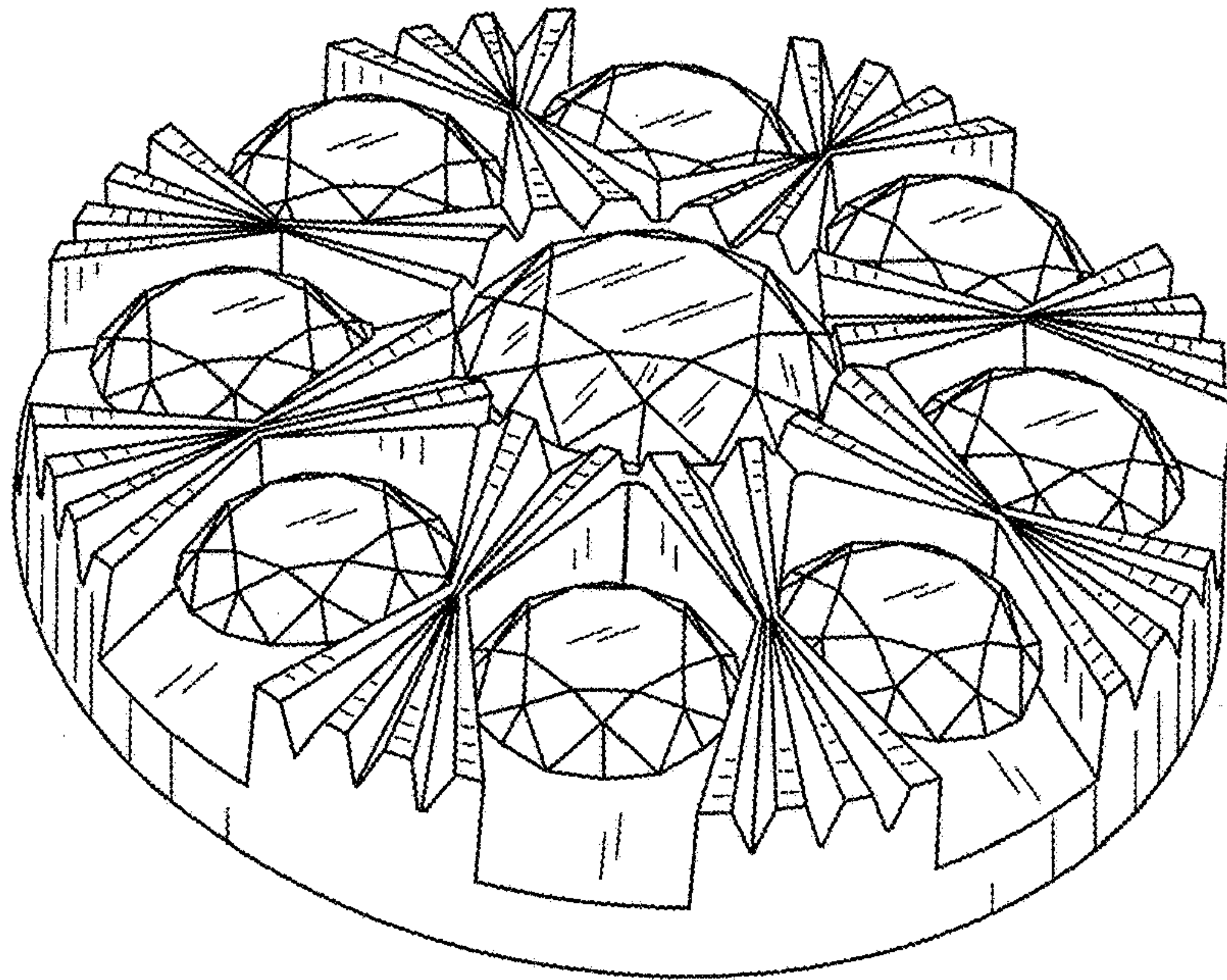


FIG. 1

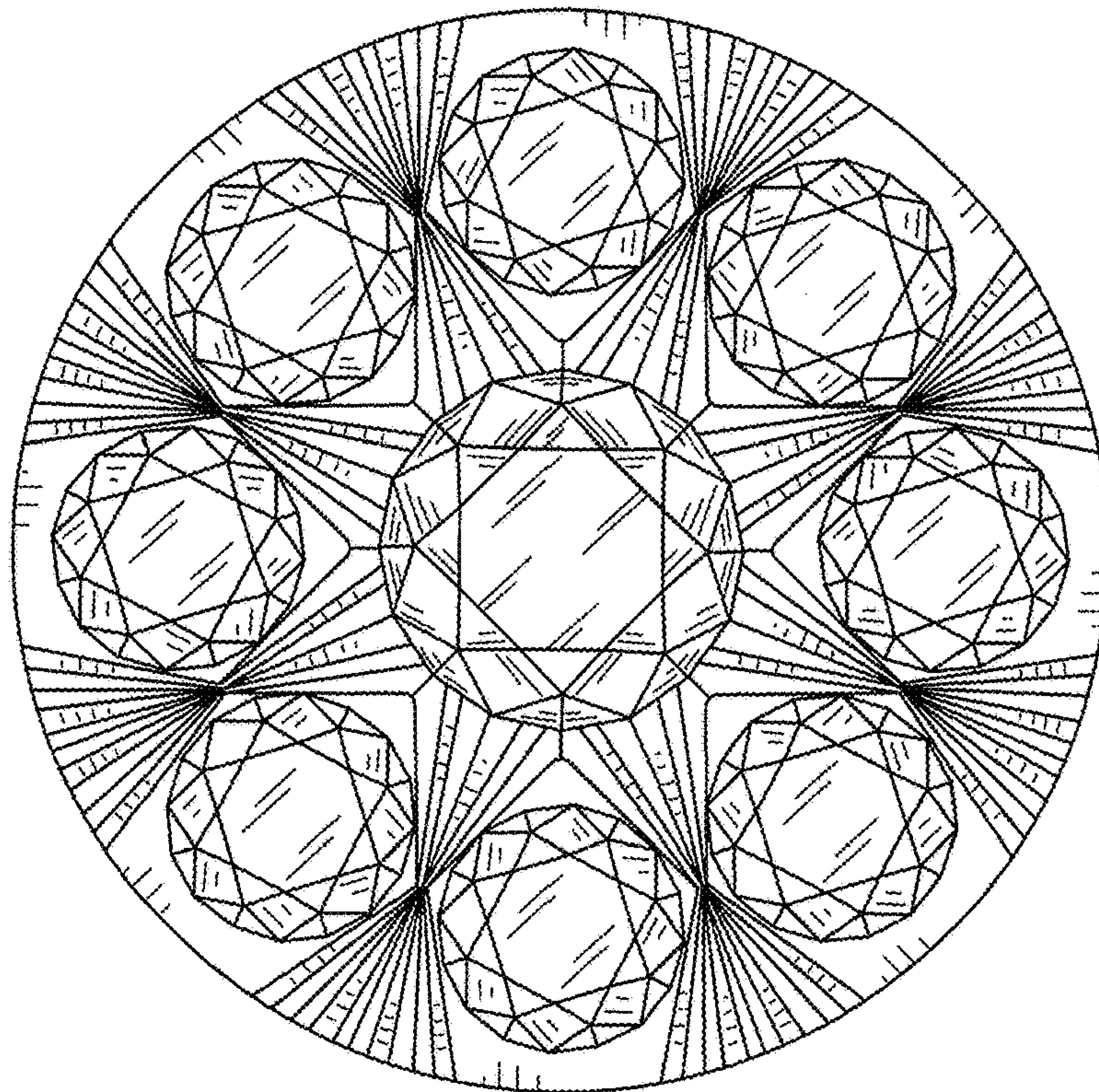



FIG. 2

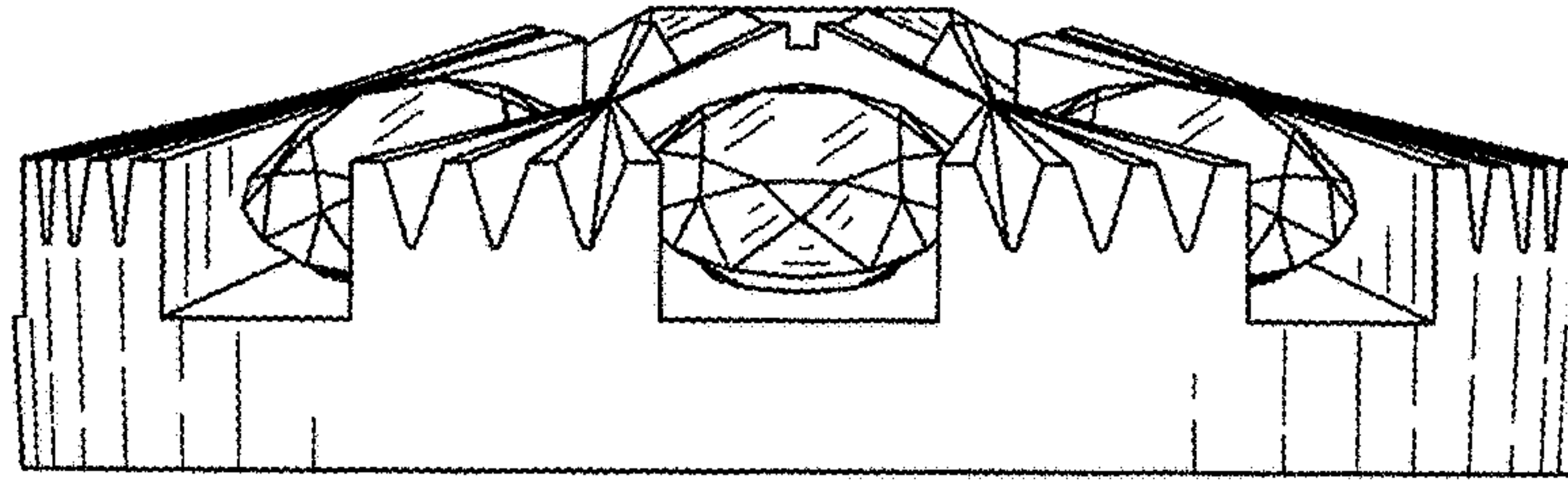


FIG. 3

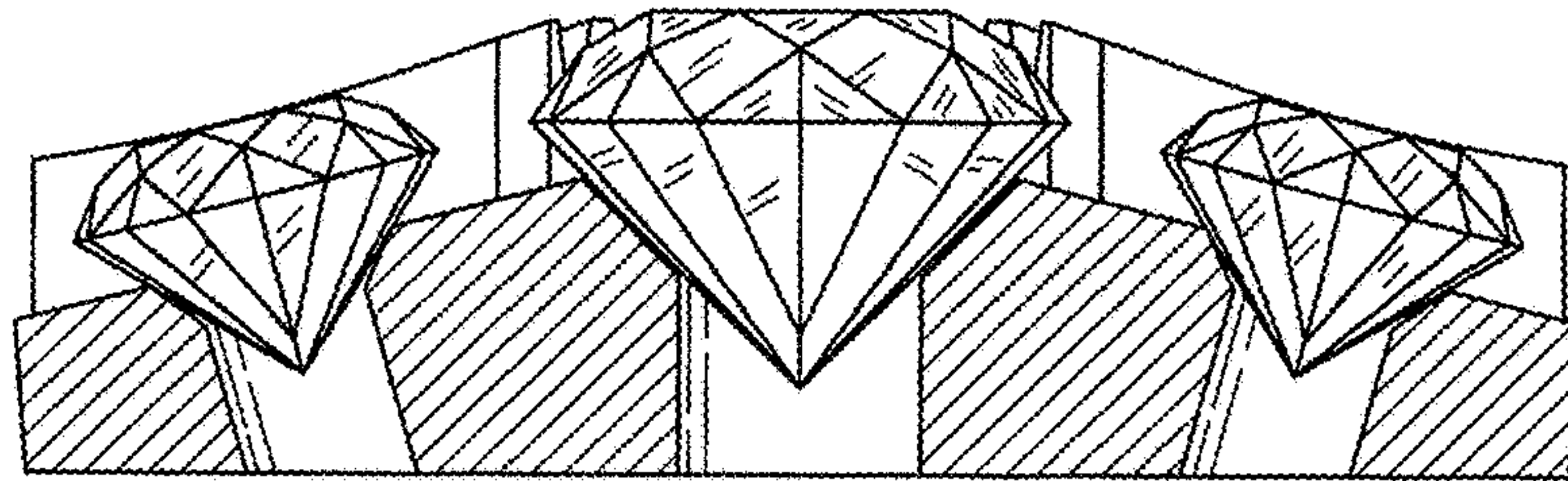


FIG. 4

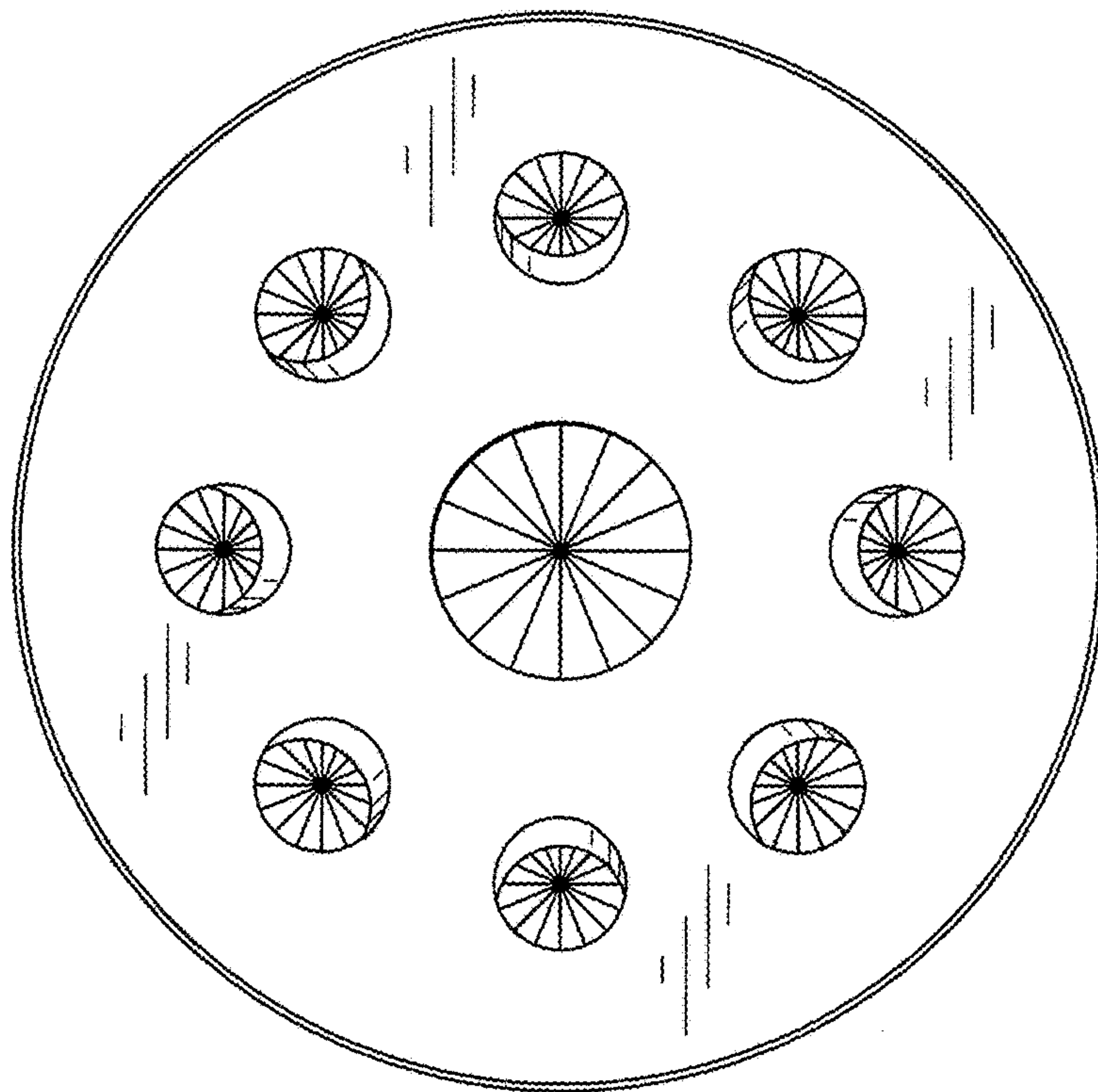


FIG. 5