



US00D845818S

(12) **United States Design Patent**
Buccellati

(10) **Patent No.:** **US D845,818 S**

(45) **Date of Patent:** **** Apr. 16, 2019**

(54) **BRACELET**

(56) **References Cited**

(71) Applicant: **BUCCELLATI HOLDING ITALIA S.P.A.**, Milan (IT)

U.S. PATENT DOCUMENTS

(72) Inventor: **Andrea Buccellati**, Milan (IT)

D148,351 S *	1/1948	Hamilton	D11/4
D354,696 S *	1/1995	Avakian	D11/4
D453,307 S *	2/2002	Repossi	D11/34
D453,704 S *	2/2002	Repossi	D11/34
D463,307 S *	9/2002	Charriol	D11/3
D470,429 S *	2/2003	Bonnet	D11/3
D472,497 S *	4/2003	Bonnet	D11/40
D473,155 S *	4/2003	Bonnet	D11/26
D491,834 S *	6/2004	Flynn	D11/26
D512,337 S *	12/2005	Della Valle	D11/4
D514,467 S *	2/2006	Della Valle	D11/4
D528,456 S *	9/2006	Thompson	D11/27
D540,709 S *	4/2007	Daas	D11/16
D541,692 S *	5/2007	Daas	D11/16
D542,689 S *	5/2007	Daas	D11/16
D638,737 S *	5/2011	Parvex	D11/26
D640,157 S *	6/2011	Parvex	D11/3

(73) Assignee: **BUCCELLATI HOLDING ITALIA S.P.A.**, Milan (IT)

(**) Term: **15 Years**

(21) Appl. No.: **29/635,902**

(22) Filed: **Feb. 5, 2018**

(30) **Foreign Application Priority Data**

Aug. 8, 2017 (EM) 004139194

(51) **LOC (11) Cl.** **11-01**

(52) **U.S. Cl.**
USPC **D11/16; D11/3**

(58) **Field of Classification Search**
USPC D14/344; D11/1-29, 34, 36-43, 47,
D11/76-79, 86; D26/39; D28/41
CPC A44C 5/00; A44C 5/0007; A44C 5/0023;
A44C 5/003; A44C 5/0038; A44C
5/0046; A44C 5/0053; A44C 5/0061;
A44C 5/0069; A44C 5/0076; A44C
5/0084; A44C 5/0092; A44C 5/02; A44C
5/022; A44C 5/025; A44C 5/027; A44C
5/04; A44C 5/08; A44C 5/12; A44C 1/00;
A44C 9/00; A44C 9/0038; A44C 9/0046;
A44C 9/0053; A44C 9/0061; A44C
9/0069; A44C 9/02; A44C 13/00; A44C
15/001; A44C 15/003; A44C 15/0035;
A44C 15/0045; A44C 15/005; A44C
15/0055; A44C 15/006; A44C 23/00;
A44C 25/001; A44C 25/007

See application file for complete search history.

(Continued)

Primary Examiner — Cynthia Ramirez

Assistant Examiner — L. Martinez

(74) *Attorney, Agent, or Firm* — King & Schickli, PLLC

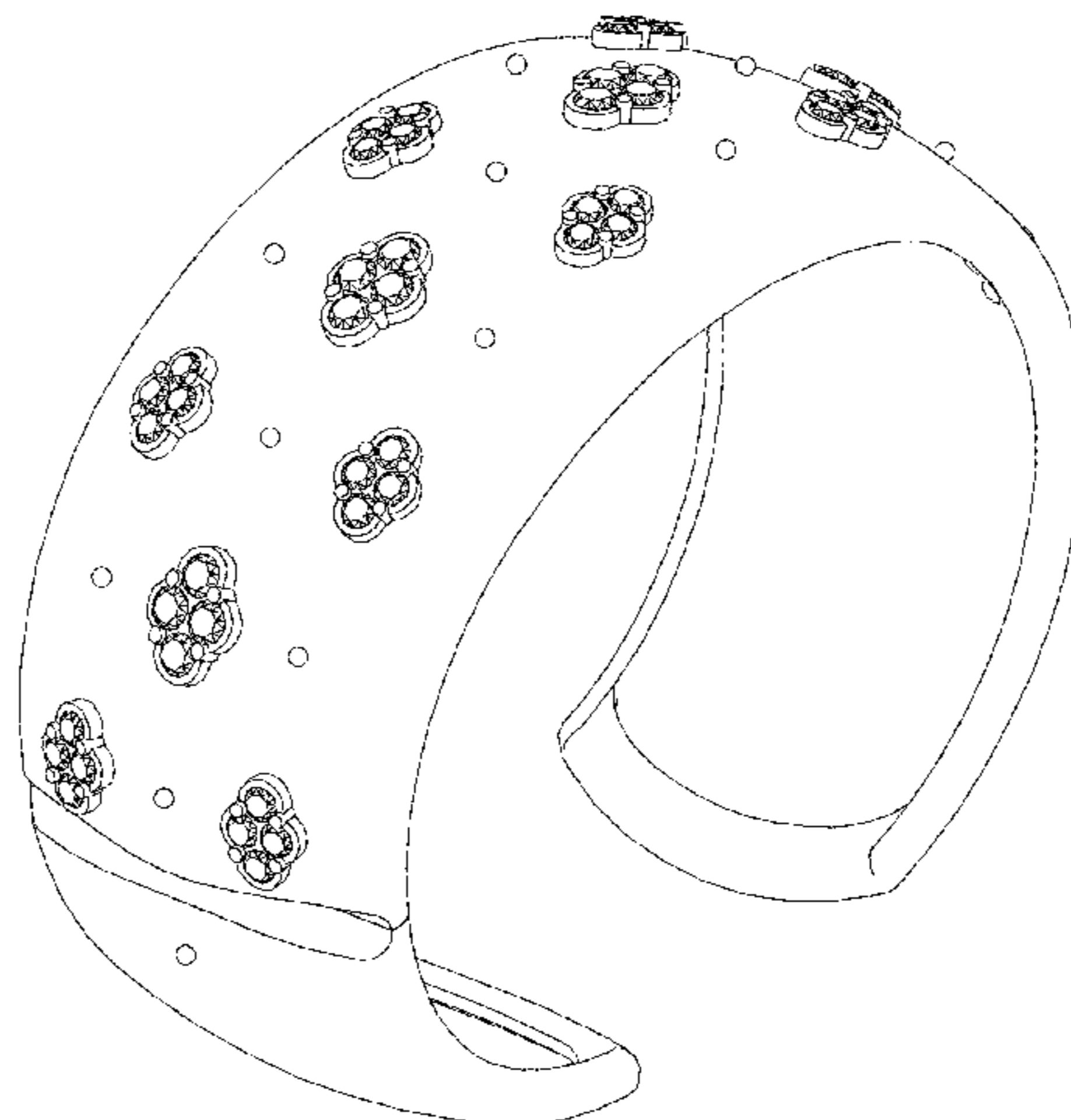
(57) **CLAIM**

The ornamental design for a bracelet, as shown and described.

DESCRIPTION

FIG. 1 is a front perspective view of a bracelet showing my new design;
FIG. 2 is a bottom perspective view thereof;
FIG. 3 is a front view thereof;
FIG. 4 is a top view thereof;
FIG. 5 is a bottom view thereof;
FIG. 6 is a left side view thereof;
FIG. 7 is a right side view thereof; and,
FIG. 8 is a top enlarged view of one of the jeweled elements of the bracelet, the others being the same.
The broken lines in FIGS. 6 and 7 illustrate portions of the bracelet that form no part of the claimed design.

1 Claim, 8 Drawing Sheets



(56)

References Cited

U.S. PATENT DOCUMENTS

D651,934 S *	1/2012	d'Origny	D11/38
D664,467 S *	7/2012	Marconi	D11/34
D705,111 S *	5/2014	Namazy	D11/27
D705,112 S *	5/2014	Namazy	D11/27
D747,659 S *	1/2016	Coin	D11/3
D747,660 S *	1/2016	Coin	D11/3
D805,946 S *	12/2017	Greene	D11/38
D828,207 S *	9/2018	Buccellati	D11/1

* cited by examiner

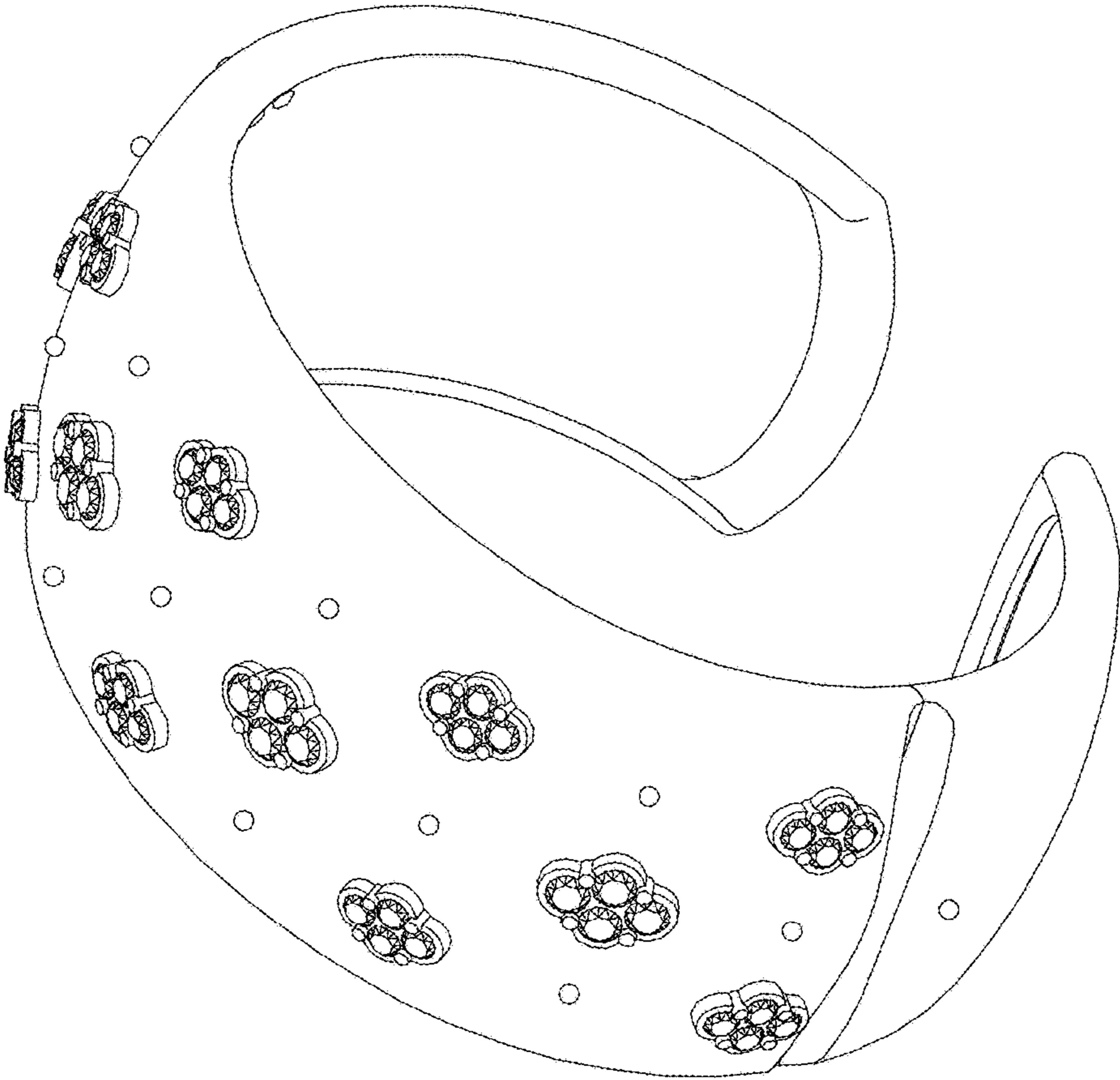


FIG. 1

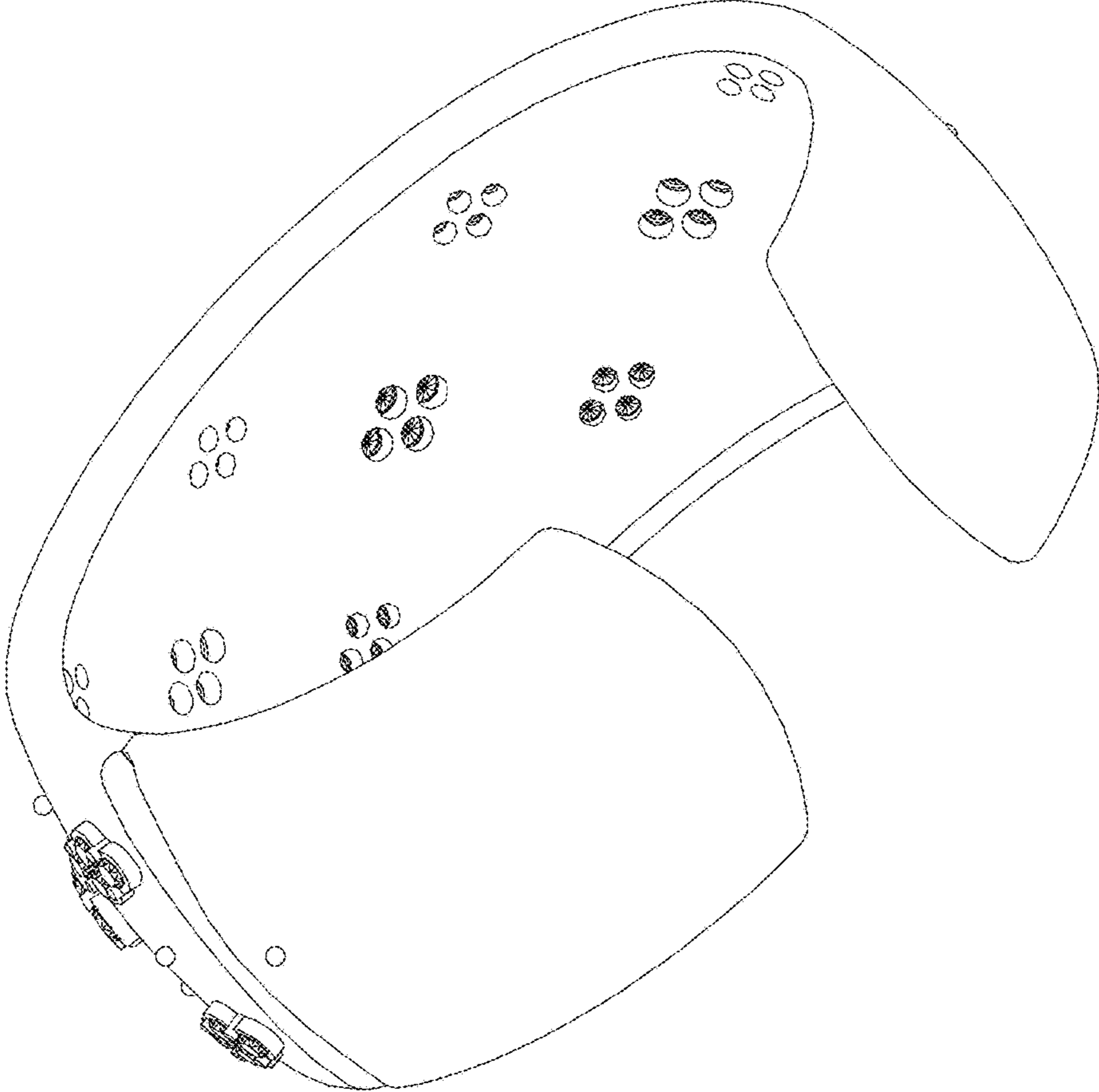


FIG. 2

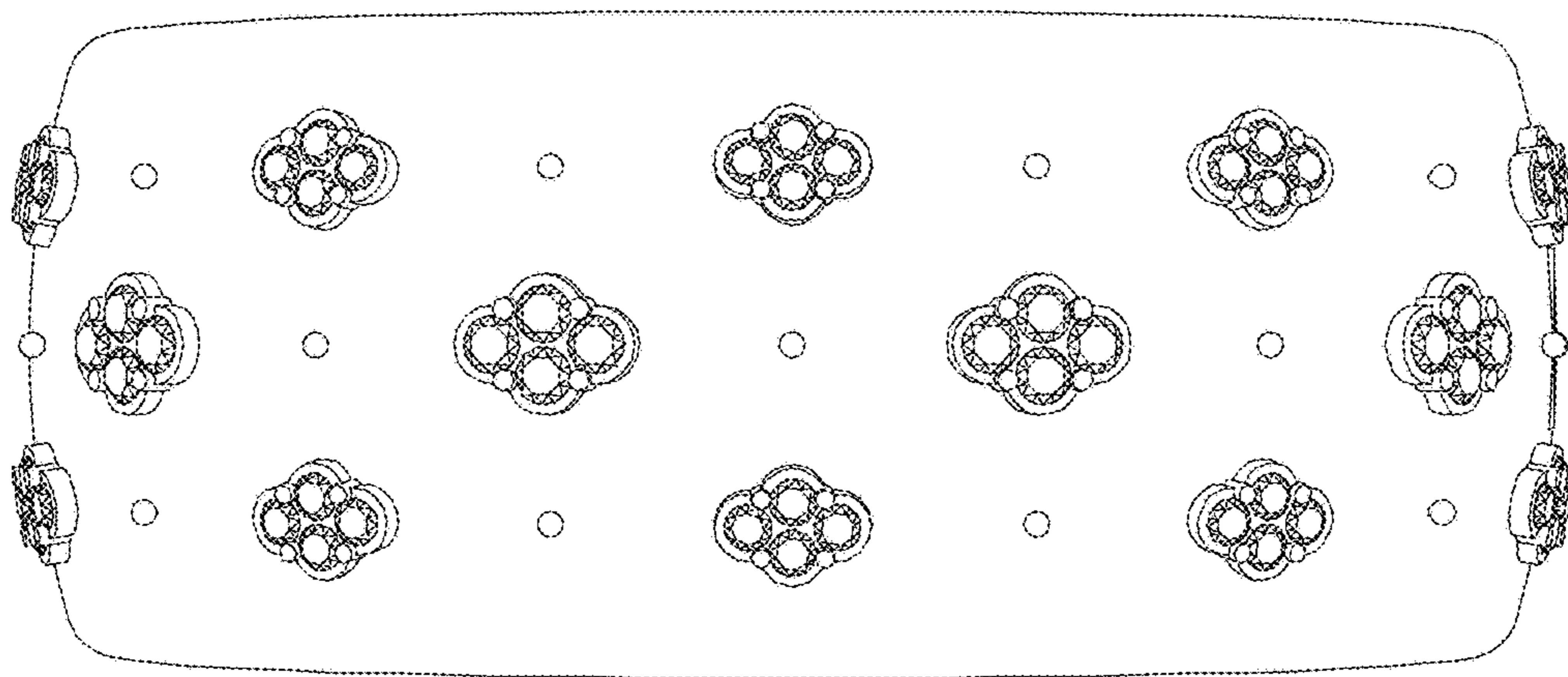


FIG. 3

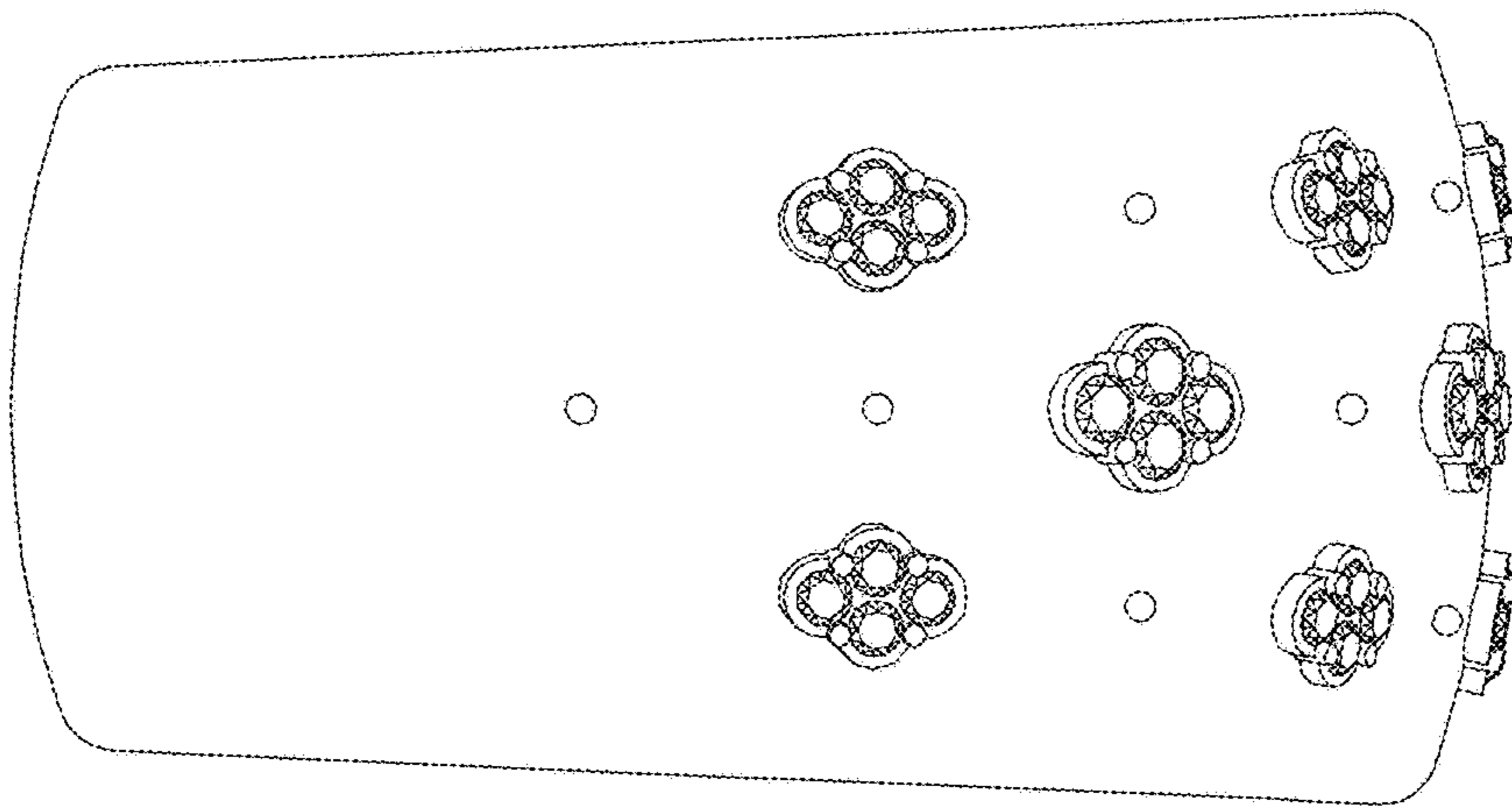


FIG. 4

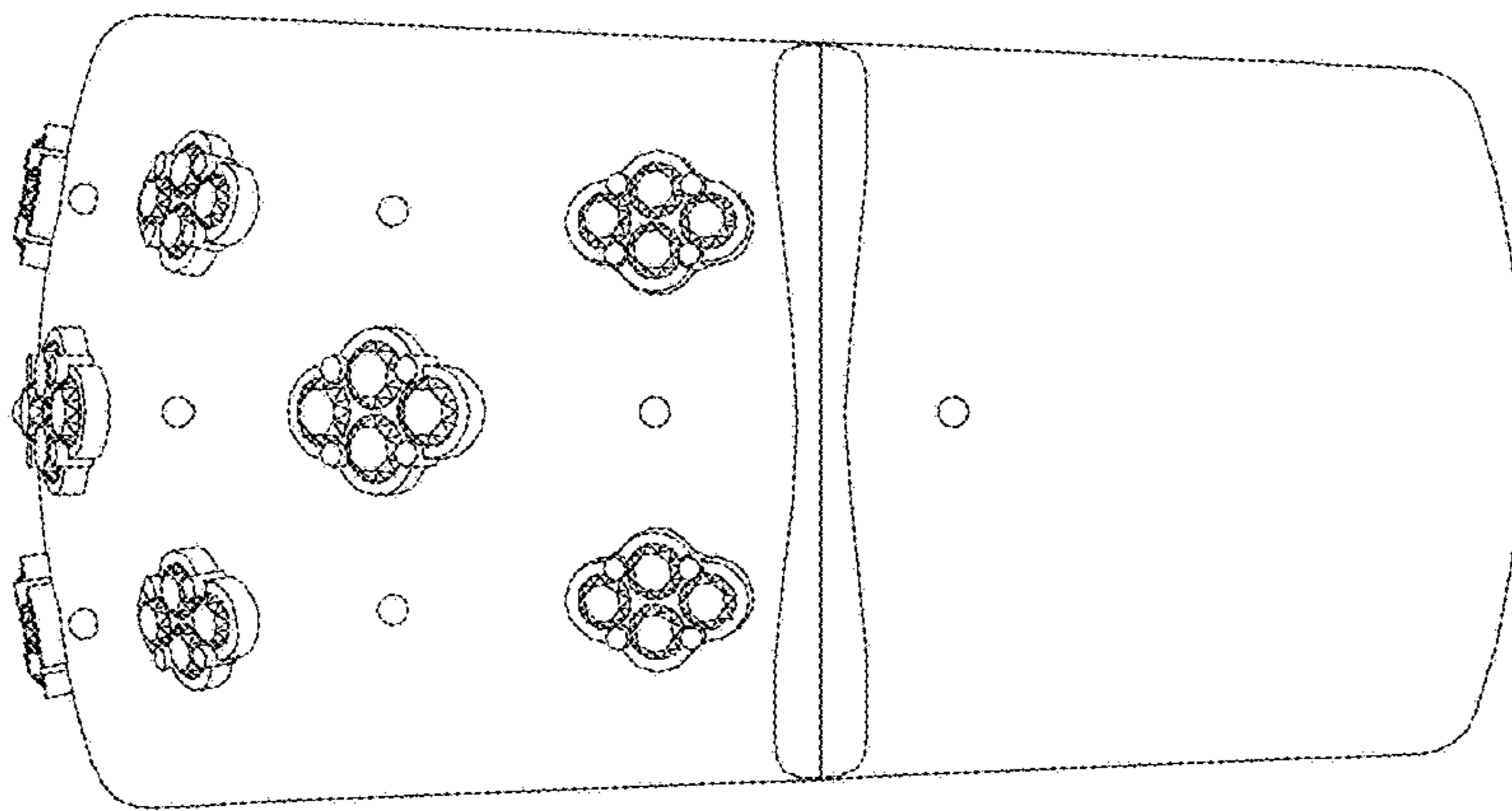


FIG. 5

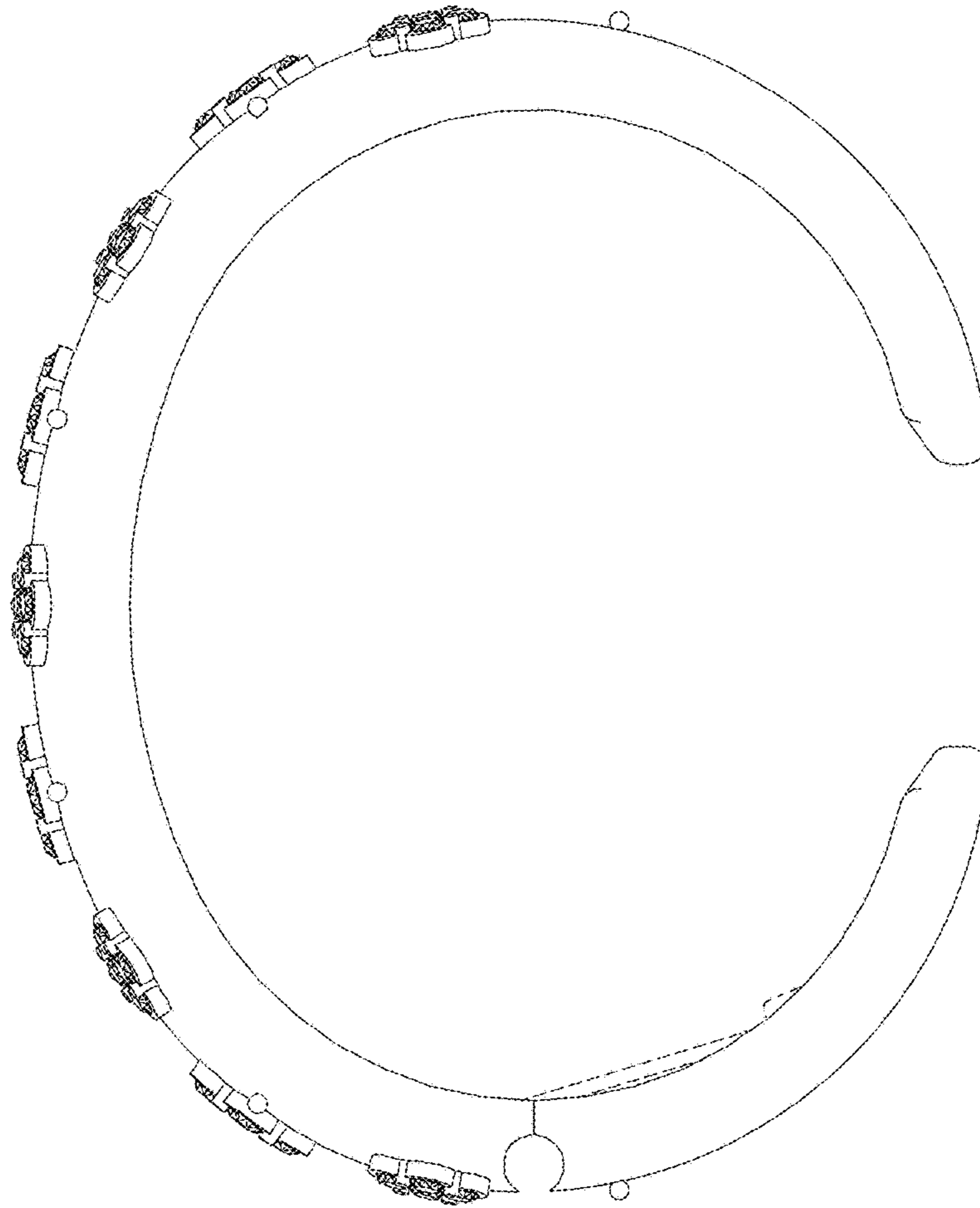


FIG. 6

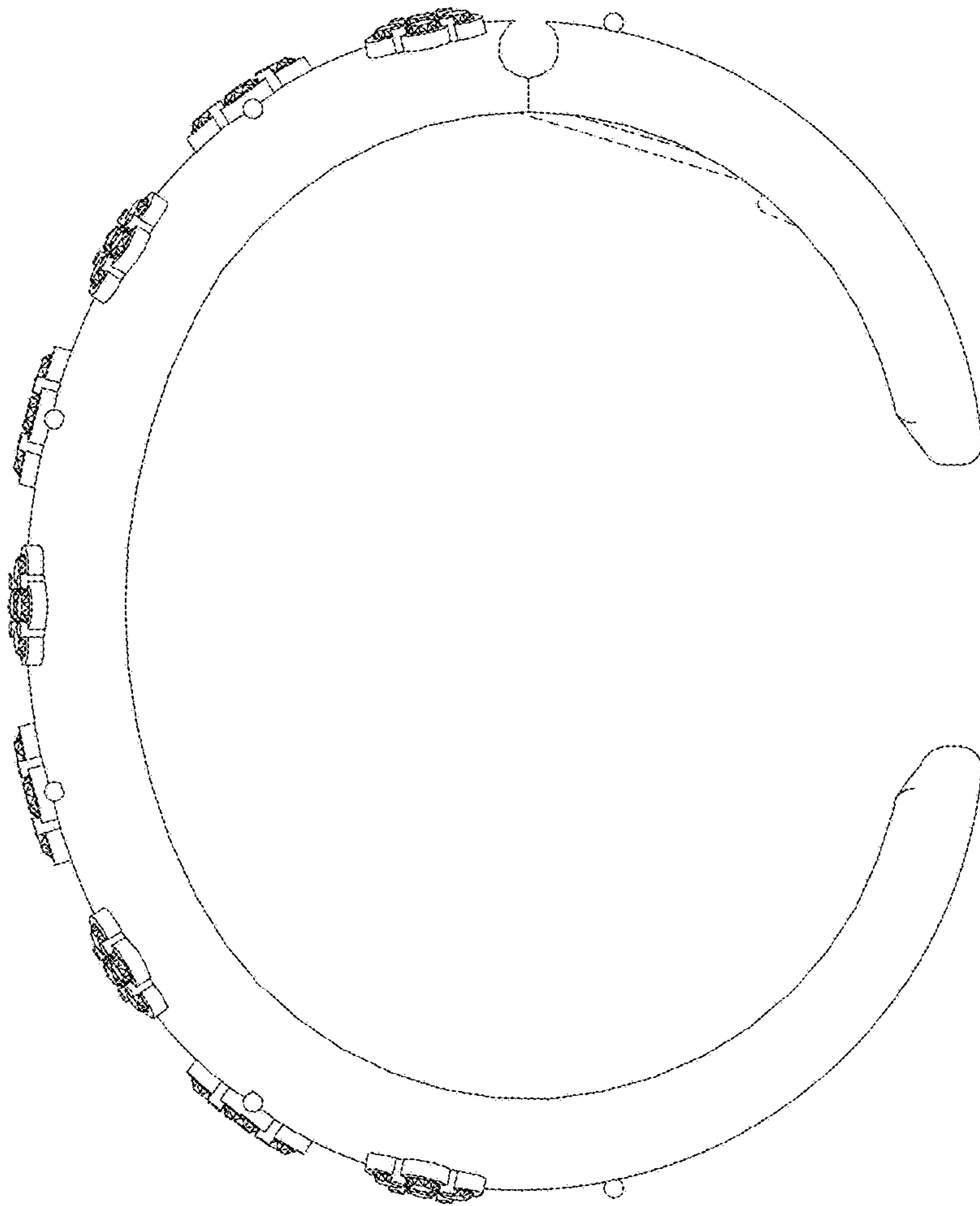


FIG. 7




Fig. 8