



US00D845816S

(12) **United States Design Patent** (10) **Patent No.:** **US D845,816 S**
Buccellati (45) **Date of Patent:** **** Apr. 16, 2019**

(54) **BRACELET**

(71) Applicant: **BUCCELLATI HOLDING ITALIA S.P.A.**, Milan (IT)

(72) Inventor: **Andrea Buccellati**, Milan (IT)

(73) Assignee: **BUCCELLATI HOLDING ITALIA S.P.A.**, Milan (IT)

(**) Term: **15 Years**

(21) Appl. No.: **29/635,950**

(22) Filed: **Feb. 5, 2018**

(30) **Foreign Application Priority Data**

Aug. 8, 2017 (EM) 004139194

(51) **LOC (11) Cl.** **11-01**

(52) **U.S. Cl.**
USPC **D11/5; D11/16**

(58) **Field of Classification Search**
USPC D11/1-29, 34, 36-43, 47, 76-79, 86, 91,
D11/92; D14/344; D26/39; D28/41
CPC A44C 5/00; A44C 5/0007; A44C 5/0023;
A44C 5/003; A44C 5/0038; A44C
5/0046; A44C 5/0053; A44C 5/0061;
A44C 5/0069; A44C 5/0076; A44C
5/0084; A44C 5/0092; A44C 5/02; A44C
5/022; A44C 5/025; A44C 5/027; A44C
5/04; A44C 5/08; A44C 5/12; A44C 1/00;
A44C 9/00; A44C 9/0038; A44C 9/0046;
A44C 9/0053; A44C 9/0061; A44C
9/0069; A44C 9/02; A44C 13/00; A44C
15/001; A44C 15/003; A44C 15/0035;
A44C 15/0045; A44C 15/005; A44C
15/0055; A44C 15/006; A44C 23/00;
A44C 25/001; A44C 25/007

See application file for complete search history.

(56) **References Cited**

U.S. PATENT DOCUMENTS

D354,696 S *	1/1995	Avakian	D11/4
D394,411 S *	5/1998	Gozlan	D11/4
D416,512 S *	11/1999	Rossi	D11/38
D434,994 S *	12/2000	Ferreira	D11/1
D453,307 S *	2/2002	Repossi	D11/34
D463,307 S *	9/2002	Charriol	D11/3
D470,429 S *	2/2003	Bonnet	D11/3
D472,497 S *	4/2003	Bonnet	D11/40
D473,155 S *	4/2003	Bonnet	D11/26
D506,157 S *	6/2005	Hardy	D11/26
D511,309 S *	11/2005	Hardy	D11/26
D528,456 S *	9/2006	Thompson	D11/27
D540,709 S *	4/2007	Daas	D11/16
D541,692 S *	5/2007	Daas	D11/16
D542,689 S *	5/2007	Daas	D11/16
D562,174 S *	2/2008	Miller	D11/34

(Continued)

Primary Examiner — Cynthia Ramirez

Assistant Examiner — L. Martinez

(74) *Attorney, Agent, or Firm* — King & Schickli, PLLC

(57) **CLAIM**

The ornamental design for a bracelet, as shown and described.

DESCRIPTION

FIG. 1 is a front perspective view of a bracelet in a closed position showing my new design;
FIG. 2 is a bottom perspective view thereof;
FIG. 3 is a top view thereof;
FIG. 4 is a bottom view thereof;
FIG. 5 is a front view thereof;
FIG. 6 is a rear view thereof; and
FIG. 7 is a left side view thereof;
FIG. 8 is a right side view thereof;
FIG. 9 is a front perspective view of a bracelet in an open position; and,

(Continued)




FIG. 10 is a top enlarged view of one of the jeweled elements of the bracelet, the others being the same.

1 Claim, 10 Drawing Sheets

(56)

References Cited

U.S. PATENT DOCUMENTS

D640,157	S *	6/2011	Parvex	D11/3
D651,934	S *	1/2012	D'Origny	D11/38
D659,045	S *	5/2012	Fillon	D11/34
D659,581	S *	5/2012	Fillon	D11/26
D660,740	S *	5/2012	Cullen	D11/3
D662,004	S *	6/2012	Hardy	D11/3
D663,230	S *	7/2012	Fillon	D11/4
D663,231	S *	7/2012	Fillon	D11/4
D664,467	S *	7/2012	Marconi	D11/34
D677,191	S *	3/2013	Benjamin	D11/4
D747,659	S *	1/2016	Coin	D11/3
D792,800	S *	7/2017	Kwon	D11/34
D805,944	S *	12/2017	Kwon	D11/4
D805,946	S *	12/2017	Greene	D11/38
D811,926	S *	3/2018	Luig	D11/26
D816,535	S *	5/2018	Wittker	D11/16
D828,207	S *	9/2018	Buccellati	D11/1
2005/0268653	A1 *	12/2005	Kaplan	A44C 5/0092 63/15.7

* cited by examiner



FIG. 1



FIG. 2




FIG. 3




FIG. 4




FIG. 5




FIG. 6




FIG. 7




FIG. 8




FIG. 9




Fig. 10