



US00D845814S

(12) **United States Design Patent**
Foster

(10) **Patent No.:** **US D845,814 S**
(45) **Date of Patent:** **** Apr. 16, 2019**

- (54) **BRACELET**
- (71) Applicant: **Susan Foster**, New York, NY (US)
- (72) Inventor: **Susan Foster**, New York, NY (US)
- (**) Term: **15 Years**
- (21) Appl. No.: **29/625,793**
- (22) Filed: **Nov. 13, 2017**
- (51) **LOC (11) Cl.** **11-01**
- (52) **U.S. Cl.**
USPC **D11/3**
- (58) **Field of Classification Search**
USPC D11/1-6, 16, 26-29, 34, 40-46;
D14/344; D28/41
CPC ... A44C 5/0007; A44C 5/0015; A44C 5/0023;
A44C 5/003; A44C 5/0038; A44C
5/0046; A44C 5/0053; A44C 5/0061;
A44C 5/0069; A44C 5/0076; A44C
5/0084; A44C 5/0092; A44C 5/02; A44C
5/022; A44C 5/025; A44C 5/027; A44C
5/04; A44C 5/06; A44C 5/08; A44C 5/12;
A44C 13/00; A44C 15/00; A44C 15/001;
A44C 15/0015; A44C 15/002; A44C
15/004; A44C 7/00; A44C 7/001; A44C
7/002; A44C 7/003; A44C 7/004
See application file for complete search history.

(56) **References Cited**

U.S. PATENT DOCUMENTS

- 2,229,614 A * 1/1941 Tellier A45D 29/16
D11/27
- 2,590,572 A * 3/1952 Rasmussen G04B 37/1486
D11/4
- D192,379 S * 3/1962 Collerman D11/33
- D262,171 S * 12/1981 Lustig D11/4
- D319,035 S * 8/1991 Kruse D11/27
- D363,893 S * 11/1995 Avakian D11/4
- D372,879 S * 8/1996 Partridge D11/4

- D374,837 S * 10/1996 Austin D11/40
- D400,118 S * 10/1998 Itzkowitz D11/4
- D440,516 S * 4/2001 Siemon D11/26
- D472,497 S * 4/2003 Bonnet D11/40
- D482,982 S * 12/2003 McAnally D11/4
- 6,880,364 B1 * 4/2005 Vidolin A44C 5/025
63/40
- D512,337 S * 12/2005 Della Valle D11/4
- D512,932 S * 12/2005 Della Valle D11/4
- D514,467 S * 2/2006 Della Valle D11/4
- D520,396 S * 5/2006 Park D11/4
- D528,456 S * 9/2006 Thompson D11/27
- D533,802 S * 12/2006 Thompson D11/27

(Continued)

Primary Examiner — Cynthia Ramirez

Assistant Examiner — L. Martinez

(74) *Attorney, Agent, or Firm* — Buckley, Maschoff & Talwalkar LLC

(57) **CLAIM**

The ornamental design for a bracelet, as shown and described.

DESCRIPTION

FIG. 1 is a top perspective view of a bracelet in accordance with the present design;
 FIG. 2 is a bottom perspective view of the bracelet;
 FIG. 3 is a front view of the bracelet;
 FIG. 4 is a rear view of the bracelet;
 FIG. 5 is a first side view of the bracelet taken ninety degrees from the front view;
 FIG. 6 is a second side view of the bracelet taken ninety degrees from the front view;
 FIG. 7 is a top view of the bracelet; and,
 FIG. 8 is a bottom view of the bracelet.
 The broken lines in the drawings represent portions of the bracelet that form no part of the claimed design. The other broken lines indicating text represent environmental subject matter only and form no part of the claimed design.

1 Claim, 4 Drawing Sheets



(56)

References Cited

U.S. PATENT DOCUMENTS

D565,448	S *	4/2008	Prak	D11/4
7,905,111	B2 *	3/2011	Saltz	A44C 5/0023
				63/11
8,225,626	B1 *	7/2012	Blau	G09F 3/005
				D11/3
D675,123	S *	1/2013	Nunez	D11/3
D718,171	S *	11/2014	Fakesch	D11/3
D738,771	S *	9/2015	Devries	D11/3
D757,592	S *	5/2016	Martensson	D11/4
D764,674	S *	8/2016	Quinn	D11/27
D806,600	S *	1/2018	Amfitheatrof	D11/4
D808,844	S *	1/2018	Lee-Hearn	D11/5
10,016,028	B2 *	7/2018	Shirasaka	A44C 5/0092
D827,435	S *	9/2018	Griffis	D9/443
2005/0034481	A1 *	2/2005	Saltz	A44C 5/0023
				63/3
2011/0061424	A1 *	3/2011	Gupta	A44C 5/0015
				63/1,13
2018/0000205	A1 *	1/2018	Chinowsky	A44C 5/0015
2018/0144648	A1 *	5/2018	Naqvi	A44C 5/0015

* cited by examiner

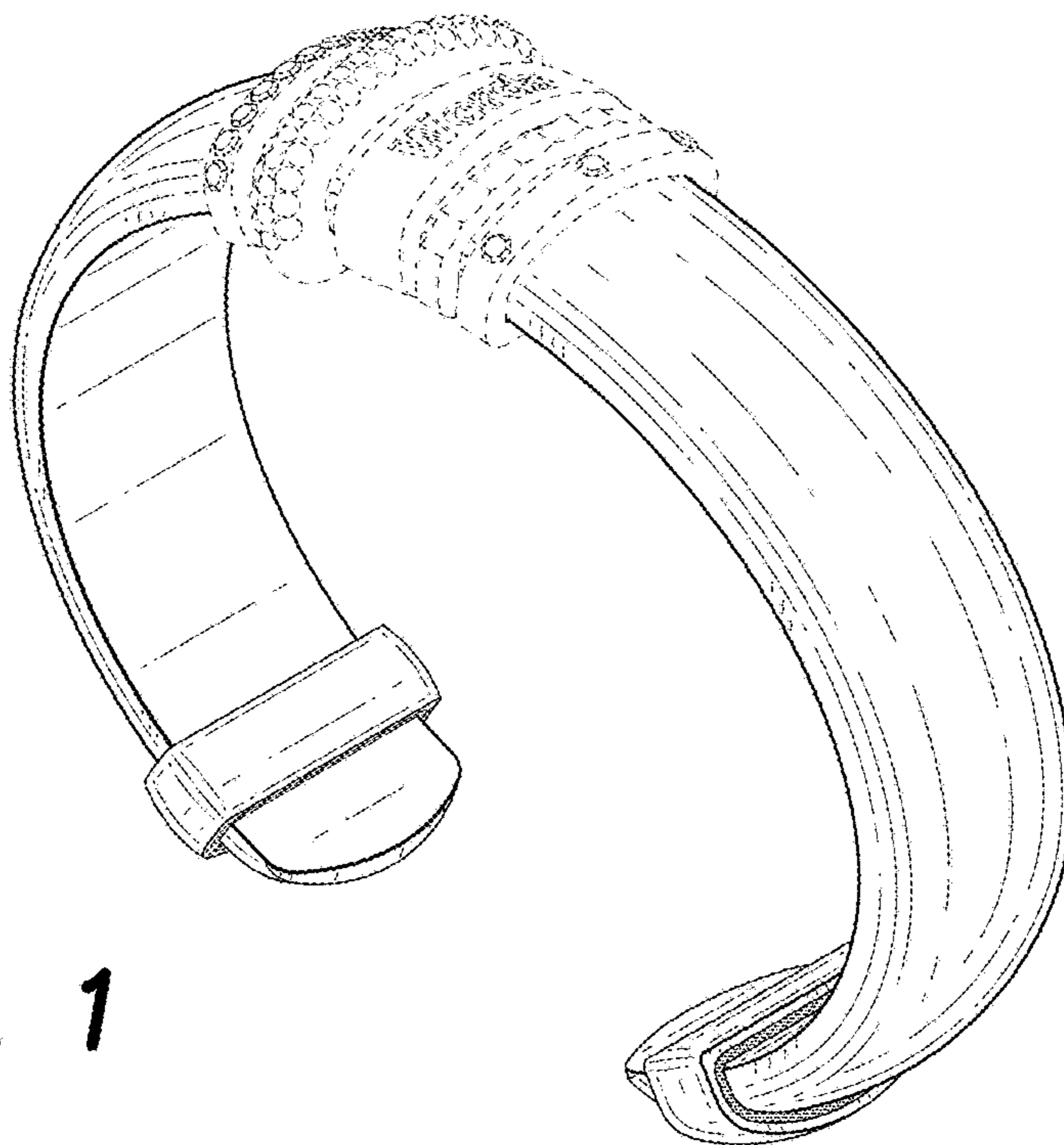


FIG. 1

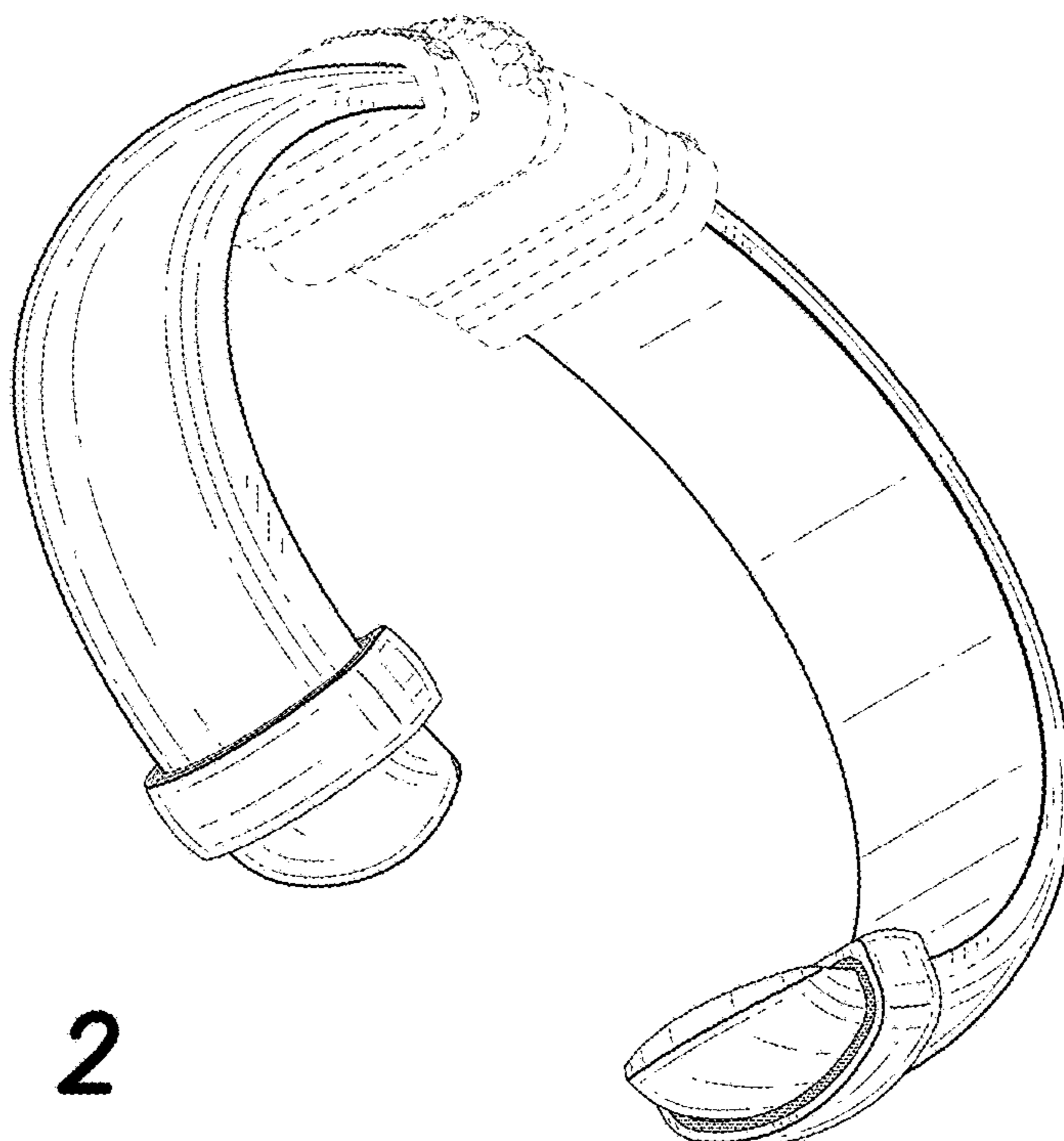


FIG. 2

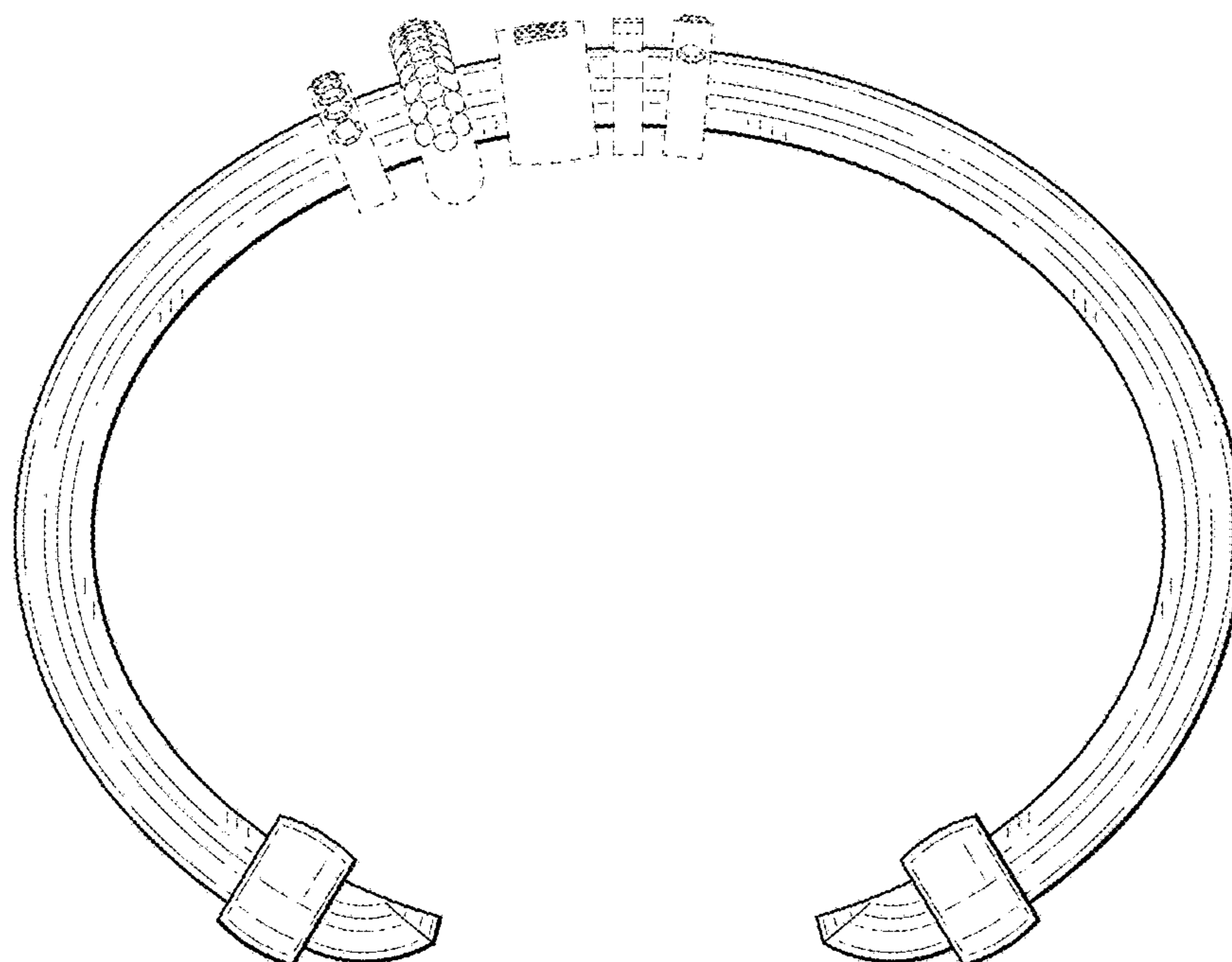


FIG. 3

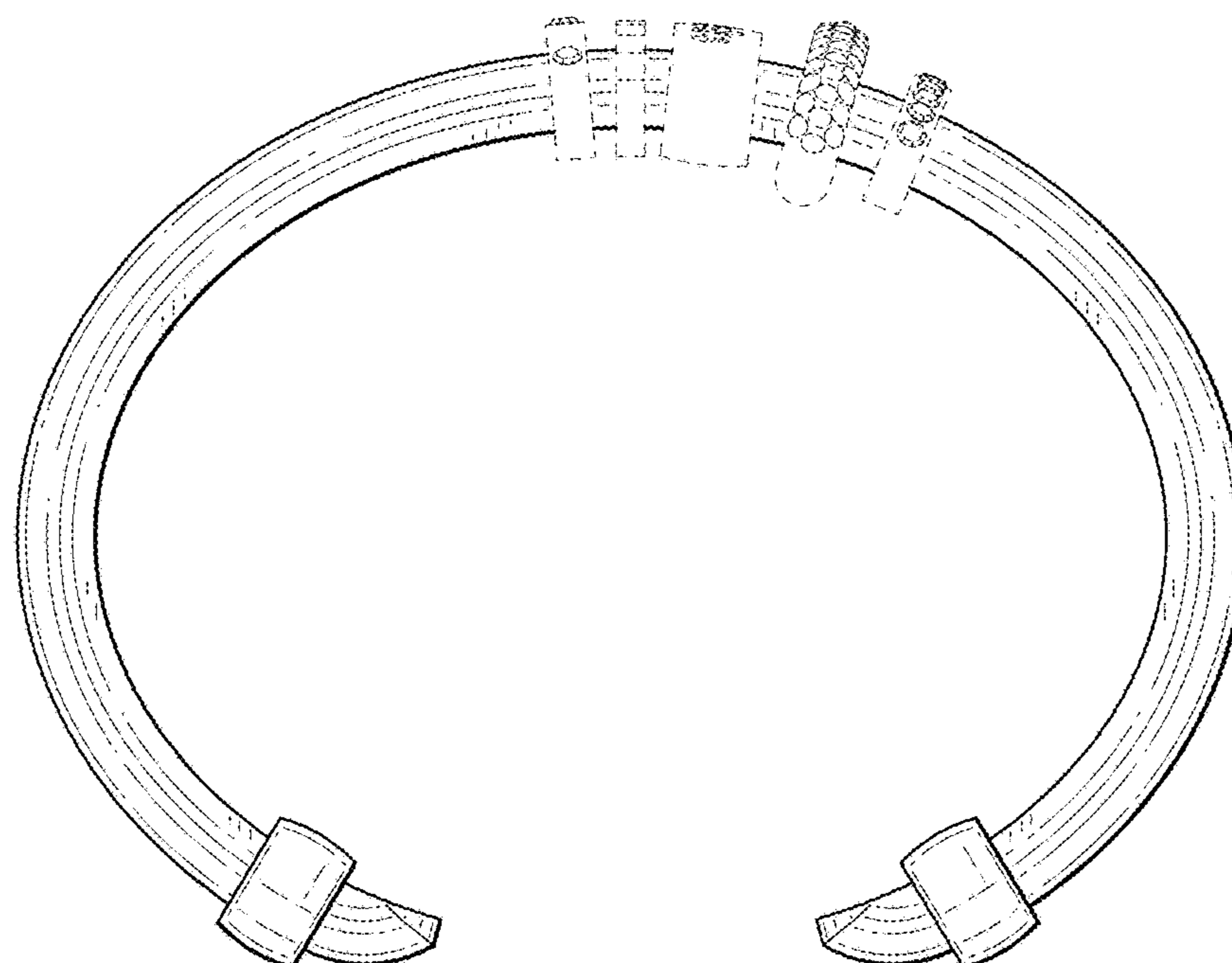


FIG. 4

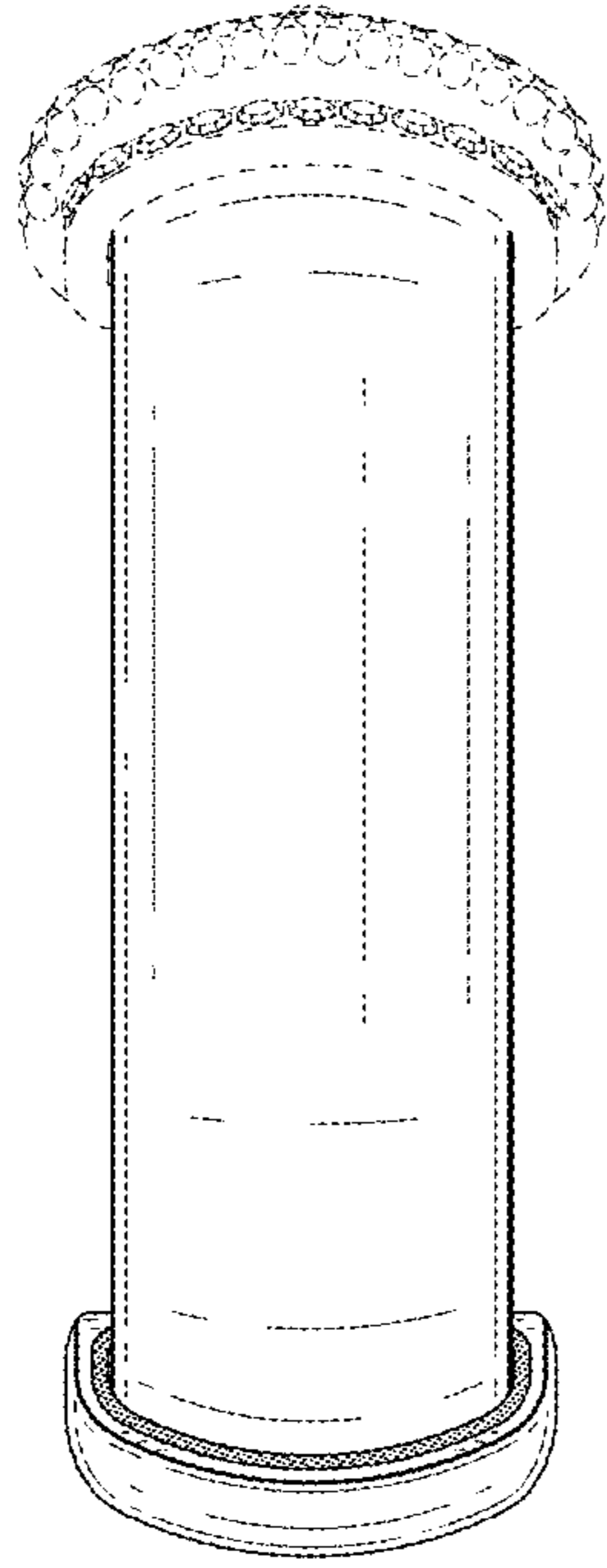


FIG. 5

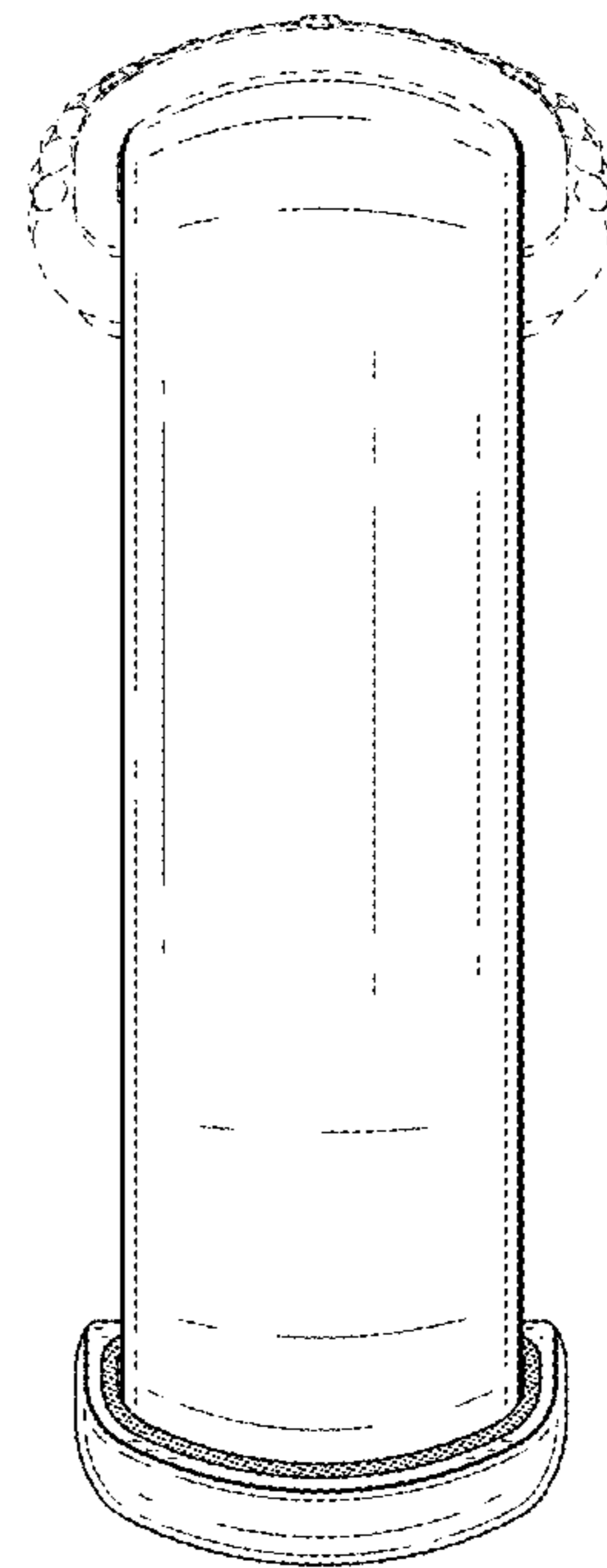


FIG. 6

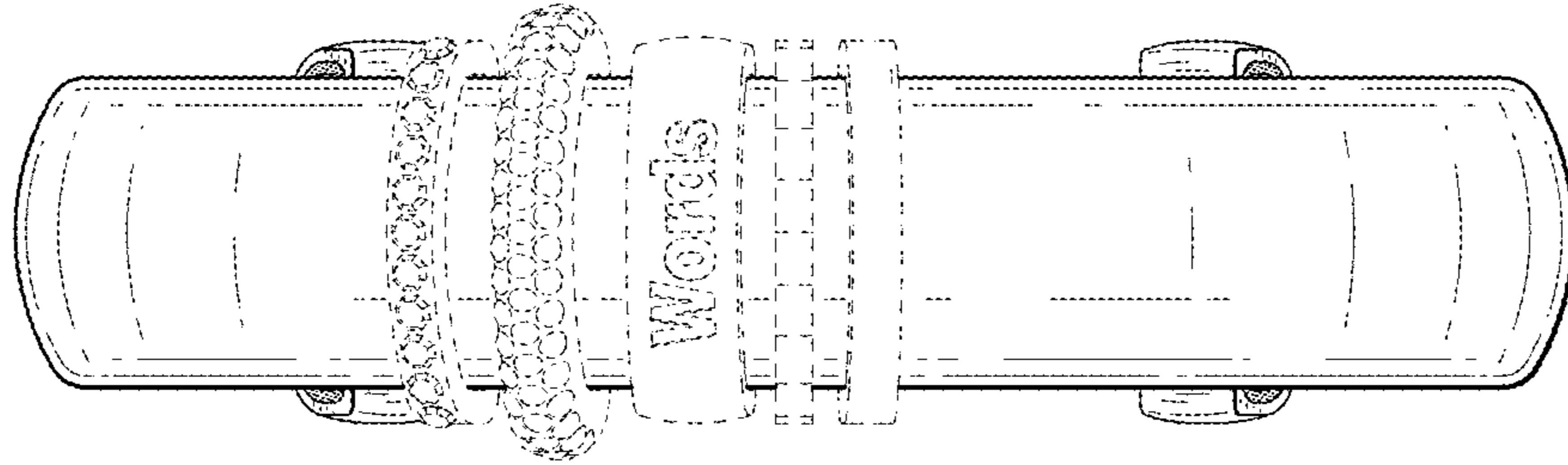


FIG. 7

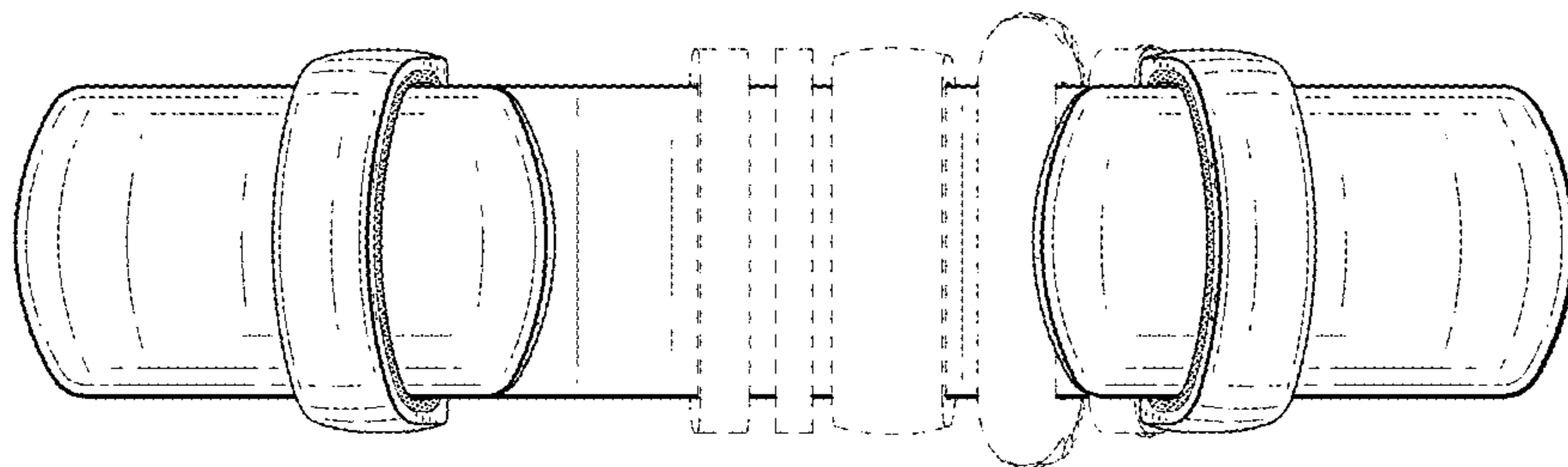


FIG. 8