

US00D845812S

(12) **United States Design Patent** (10) **Patent No.:** **US D845,812 S**
Green (45) **Date of Patent:** **** Apr. 16, 2019**

(54) **HOLDER FOR A SMART WATCH**
(71) Applicant: **Andrew Bradford Green**, Mt. Pleasant, SC (US)
(72) Inventor: **Andrew Bradford Green**, Mt. Pleasant, SC (US)
(**) Term: **15 Years**
(21) Appl. No.: **29/595,764**

D645,360 S * 9/2011 Kiser D10/32
D655,497 S * 3/2012 Stanley D3/218
D694,962 S * 12/2013 Silbiger D30/152
D737,158 S * 8/2015 Akana D10/32
D759,958 S * 6/2016 Requa D3/218
D762,375 S * 8/2016 Duarte D11/5
D794,490 S * 8/2017 Lindgren D11/3
D810,604 S * 2/2018 Ross D11/4
2003/0172436 A1 * 9/2003 Thompson A44C 5/0007
2/170
2014/0084033 A1 * 3/2014 Kellond A44C 5/0053
224/164

(Continued)

(22) Filed: **Mar. 2, 2017**
(51) **LOC (11) Cl.** **11-01**
(52) **U.S. Cl.**
USPC **D11/3**
(58) **Field of Classification Search**
USPC D10/31, 32, 38, 39, 46, 70; D11/1-25,
D11/86, 87; D14/344
CPC A44C 5/12; A44C 5/14; A44C 5/18; A44C
5/0053; A44C 5/0069; A44C 5/0076;
A44C 5/00; A44C 5/0007; A44C 5/0015;
A44C 5/0023; A44C 5/003; A44C
5/0061; A44C 5/147; A44C 5/185; A44C
5/2047; A44C 5/2052; G04B 37/00;
G04B 37/1486; A44B 11/006; A44B
11/24

See application file for complete search history.

(56) **References Cited**
U.S. PATENT DOCUMENTS
5,002,212 A * 3/1991 Charleton A44C 5/0015
224/221
5,511,702 A * 4/1996 Yang A45F 5/00
206/305
D390,492 S * 2/1998 Riley D11/5
6,839,916 B1 * 1/2005 Chen A41F 9/002
2/322
7,052,472 B1 * 5/2006 Miller A61B 5/01
600/549
D607,198 S * 1/2010 Andre D3/218
D623,404 S * 9/2010 Andre D3/218

OTHER PUBLICATIONS

ActionSleeve Apple Watch Armband (available online Jan. 26, 2017) Retrieved from the internet Nov. 5, 2018 from URL: <https://www.trendhunter.com/trends/watch-armband>.*

Primary Examiner — Kevin K Rudzinski
Assistant Examiner — Richard Kearney
(74) *Attorney, Agent, or Firm* — Wayne Edward Ramage;
Baker Donelson

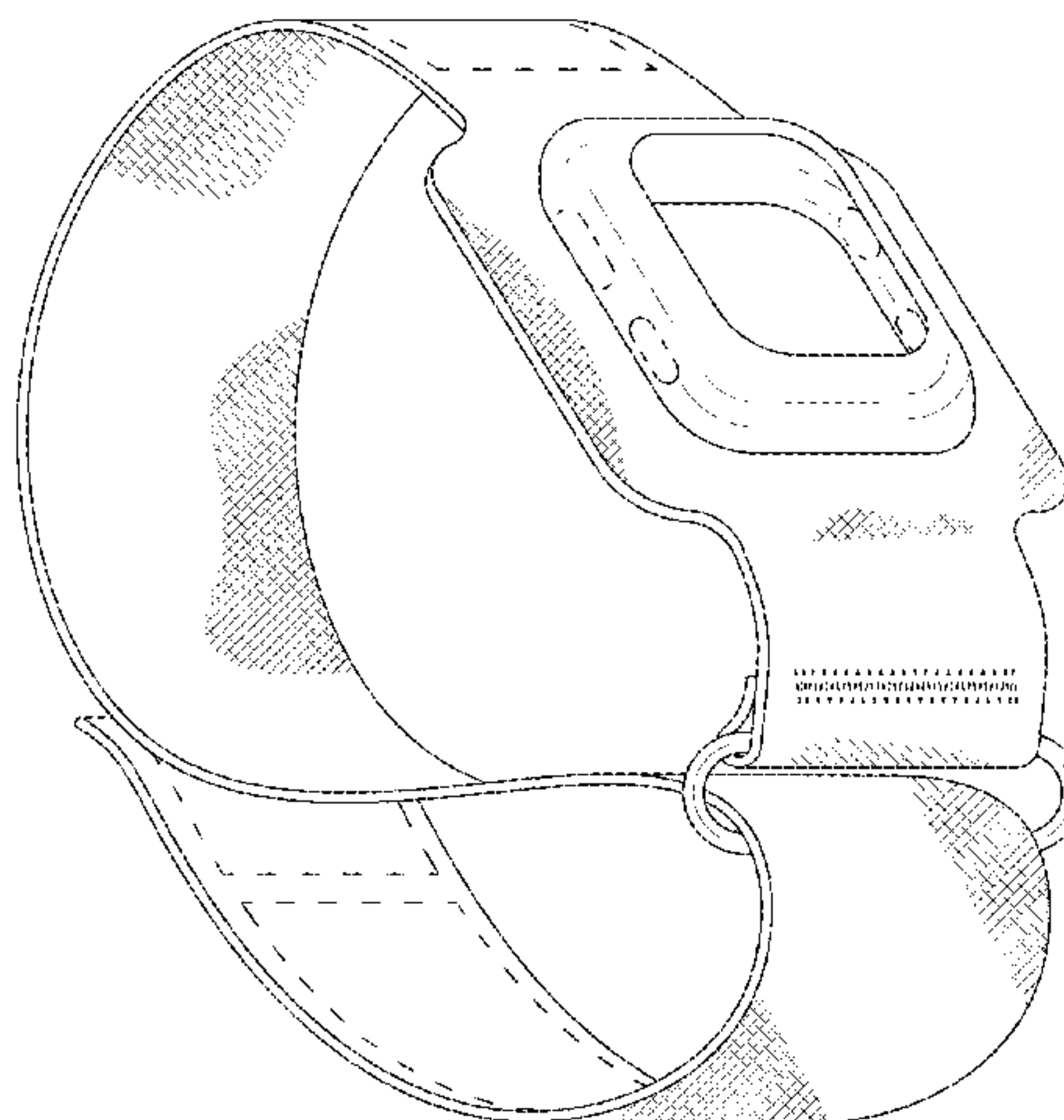
(57) **CLAIM**

The ornamental design for a holder for a smart watch, as shown and described.

DESCRIPTION

FIG. 1 is a front perspective view of a holder for a smart watch, showing my new design;
FIG. 2 is a top view thereof;
FIG. 3 is a bottom view thereof;
FIG. 4 is a left side view thereof;
FIG. 5 is a right side view thereof;
FIG. 6 is a front view thereof; and,
FIG. 7 is a back view thereof.
The broken lines shown in the drawing illustrate portions of the holder for a smart watch that from no part of the claimed design.

1 Claim, 4 Drawing Sheets



(56)

References Cited

U.S. PATENT DOCUMENTS

2016/0174664 A1* 6/2016 West A45F 5/021
2/300
2018/0153266 A1* 6/2018 Alturk A44B 11/006
2018/0213895 A1* 8/2018 Green A44C 5/0053
2018/0220754 A1* 8/2018 Strebe A61B 5/681

* cited by examiner

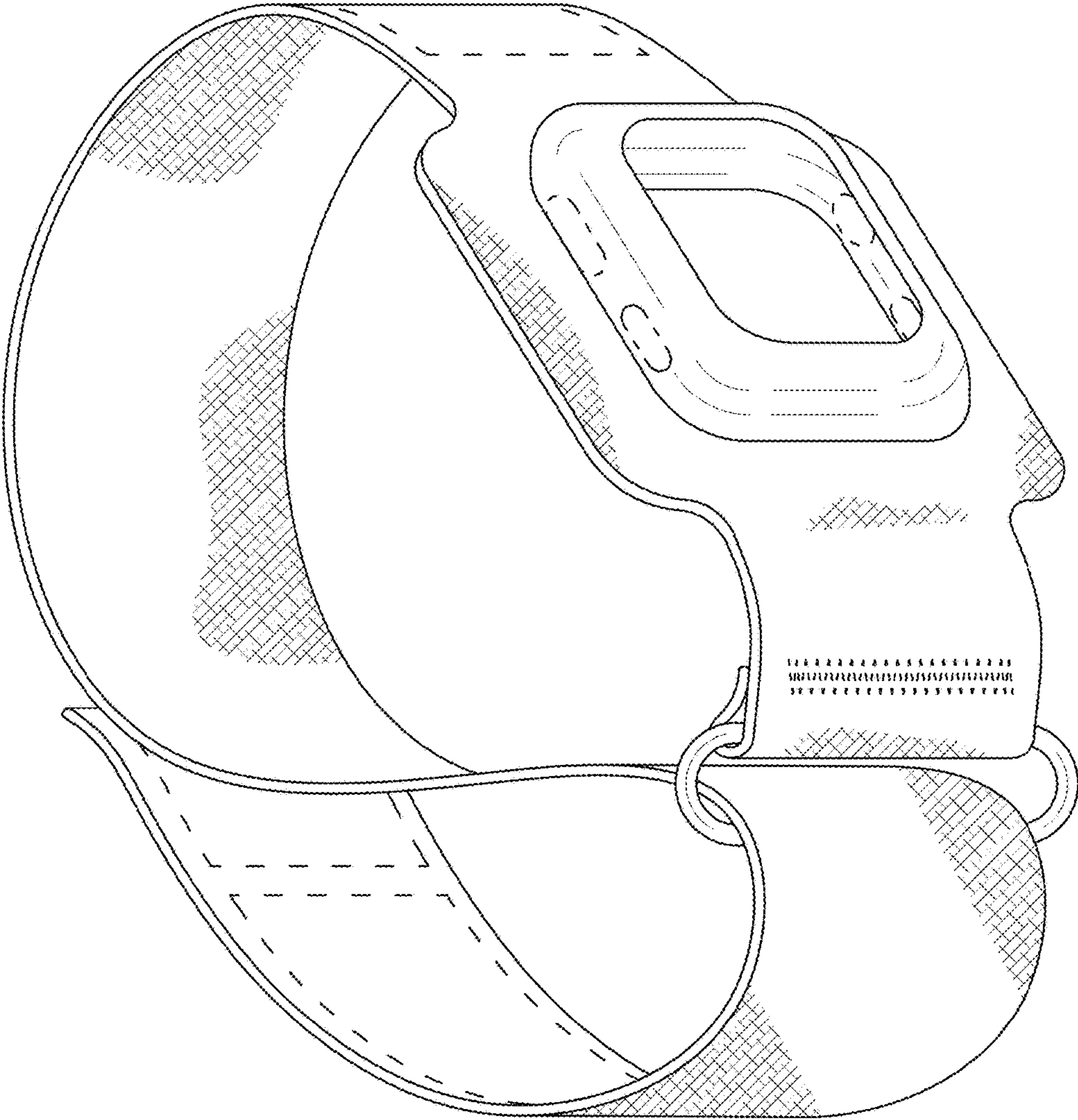


FIG. 1

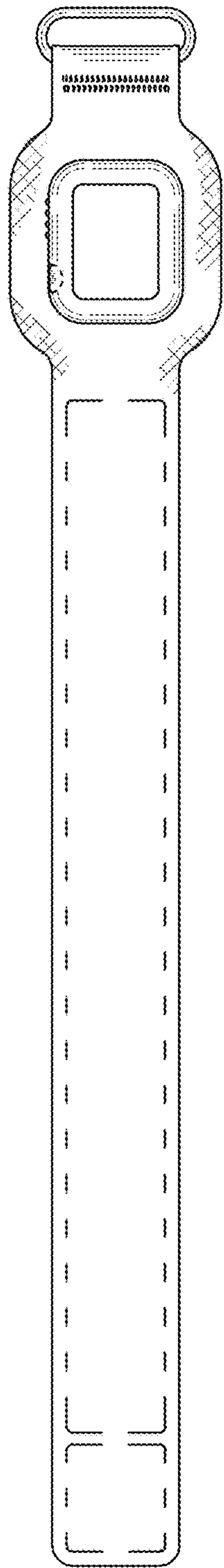


FIG. 2

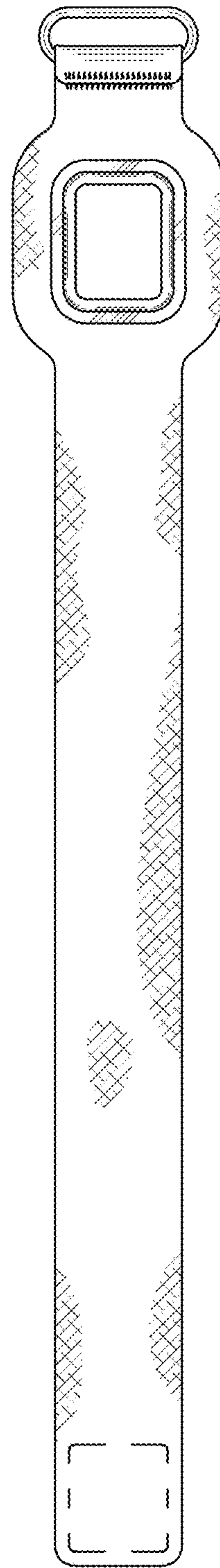


FIG. 3




FIG. 4



FIG. 5




FIG. 6

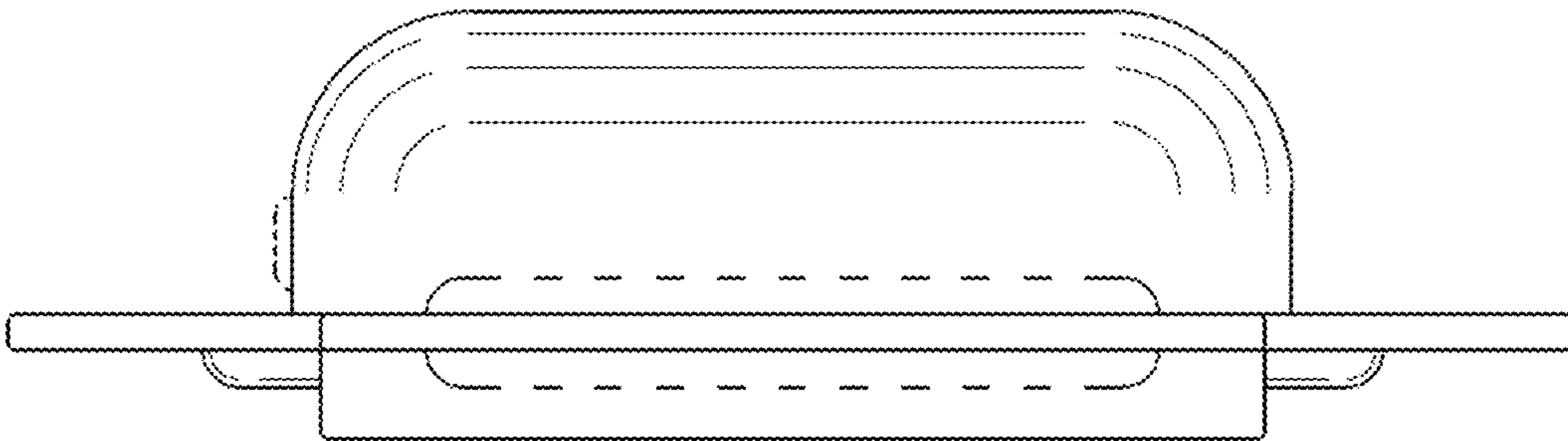


FIG. 7