US00D845807S

(12) United States Design Patent

Wong

(10) Patent No.: US D845,807 S
(45) Date of Patent: ** Apr. 16, 2019

(54) **HANGER COUNTER**

(71) Applicant: **Lai Kwan Wong**, Taipa, MO (US)

(72) Inventor: **Lai Kwan Wong**, Taipa, MO (US)

(**) Term: **15 Years**

(21) Appl. No.: **29/640,000**

(22) Filed: **Mar. 11, 2018**

(51) **LOC (11) Cl.** **10-04**

(52) **U.S. Cl.**
USPC **D10/97**; D6/328

(58) **Field of Classification Search**
USPC D10/37, 97, 102; D6/328
CPC A47G 25/1407; A47G 2200/183; A47G 2200/186; A47G 2200/22; A47G 2200/223; A47G 2200/226; G06Q 10/0833; G06Q 10/08; G06Q 10/0838; G06Q 10/87
See application file for complete search history.

(56) **References Cited**

U.S. PATENT DOCUMENTS

1,544,844	A	7/1925	Levkowits	
4,679,340	A	7/1987	Johansson	
4,756,104	A	7/1988	Bailey	
4,881,836	A	11/1989	Blanchard	
4,886,010	A	12/1989	Stutzman	
5,564,361	A *	10/1996	Satterwhite	G09D 3/04 116/308
6,409,057	B1	6/2002	Kim	
7,246,730	B2	7/2007	Russo	
9,380,902	B2	7/2016	Kirkwood	
D813,068	S *	3/2018	Studer	D10/97
2002/0066757	A1	6/2002	Lee	
2002/0108975	A1	8/2002	Hunt et al.	
2005/0224532	A1	10/2005	Russo	
2015/0201782	A1	7/2015	Kirkwood	
2015/0272364	A1	10/2015	Larsen	
2016/0270576	A1	9/2016	Kirkwood	
2016/0331169	A1	11/2016	Kirkwood	
2017/0000277	A1	1/2017	Johnson et al.	

* cited by examiner

Primary Examiner — Antoine Duval Davis

(57) **CLAIM**

The ornamental design for a hanger counter, as shown and described.

DESCRIPTION

FIG. **1** is a perspective view of a hanger counter showing the new design installed on a hanger.
FIG. **2** is a perspective view of a hanger counter showing the new design not installed on a hanger.
FIG. **3** is a top view of a hanger counter showing the new design.
FIG. **4** is a bottom view of a hanger counter showing the new design.
FIG. **5** is a first side view of a hanger counter showing the new design.
FIG. **6** is a second side view of a hanger counter showing the new design.
FIG. **7** is a front view of a hanger counter showing the new design; and,
FIG. **8** is a rear view of a hanger counter showing the new design.
The broken lines are for illustration only and form no part of the claimed design.

1 Claim, 1 Drawing Sheet

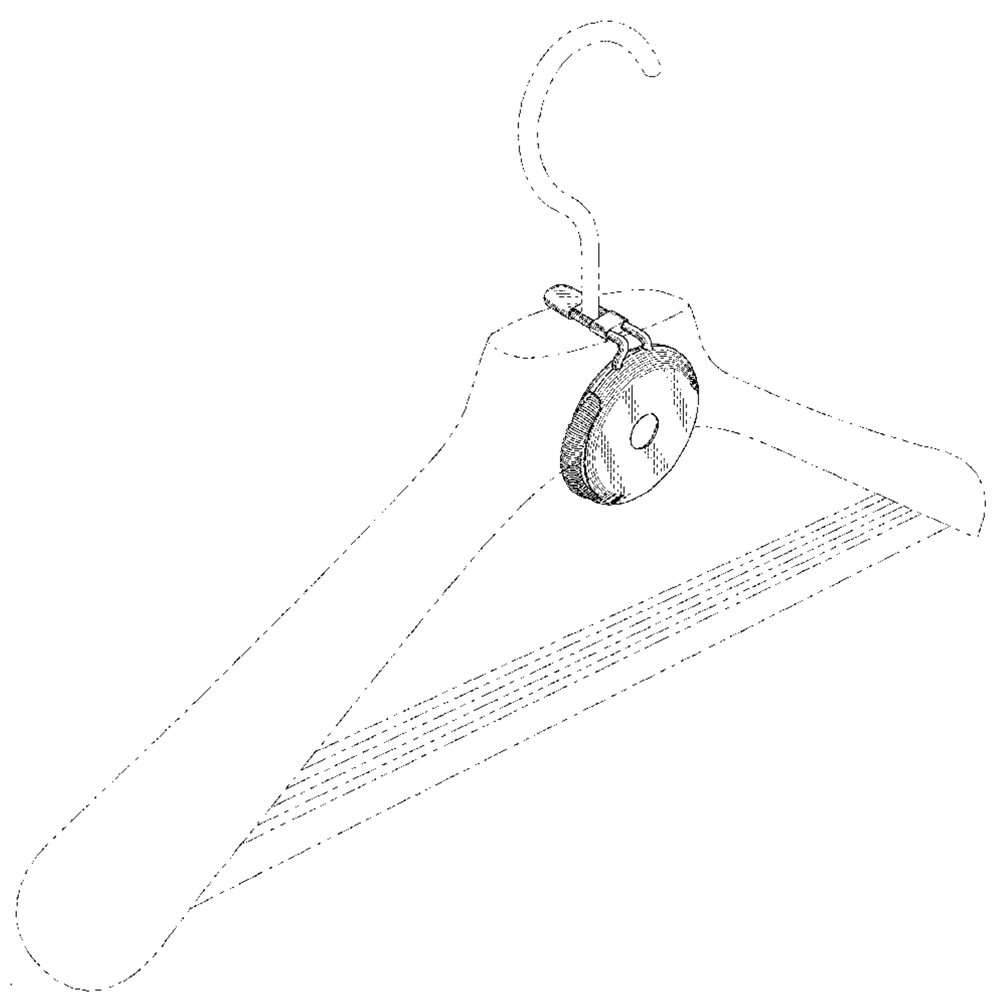

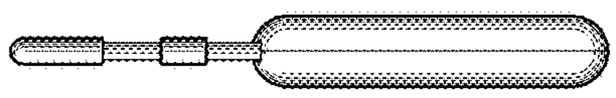

Fig.6

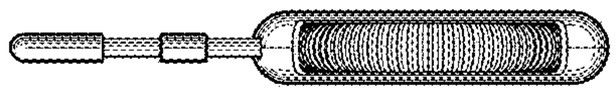

Fig.5

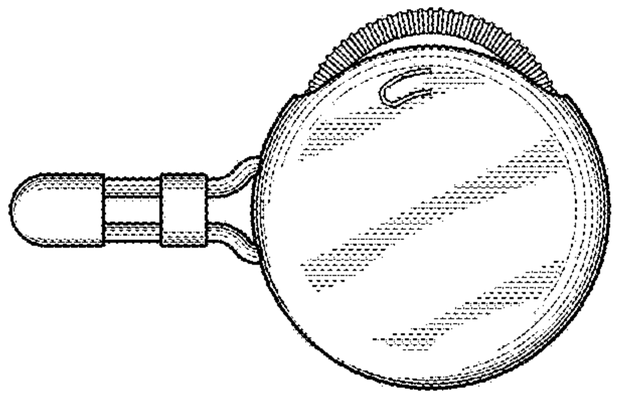

Fig.8

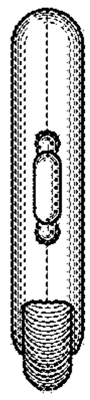

Fig.3



Fig.4

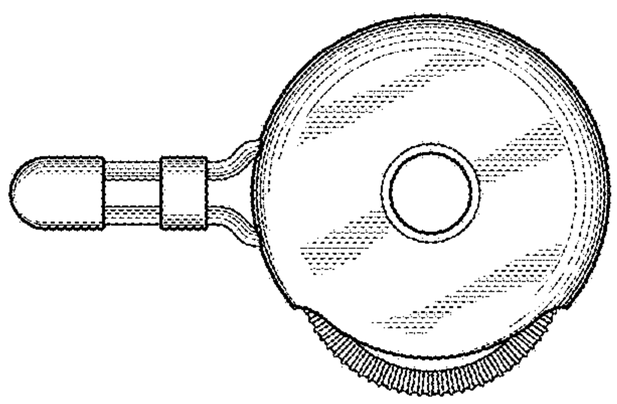

Fig.7

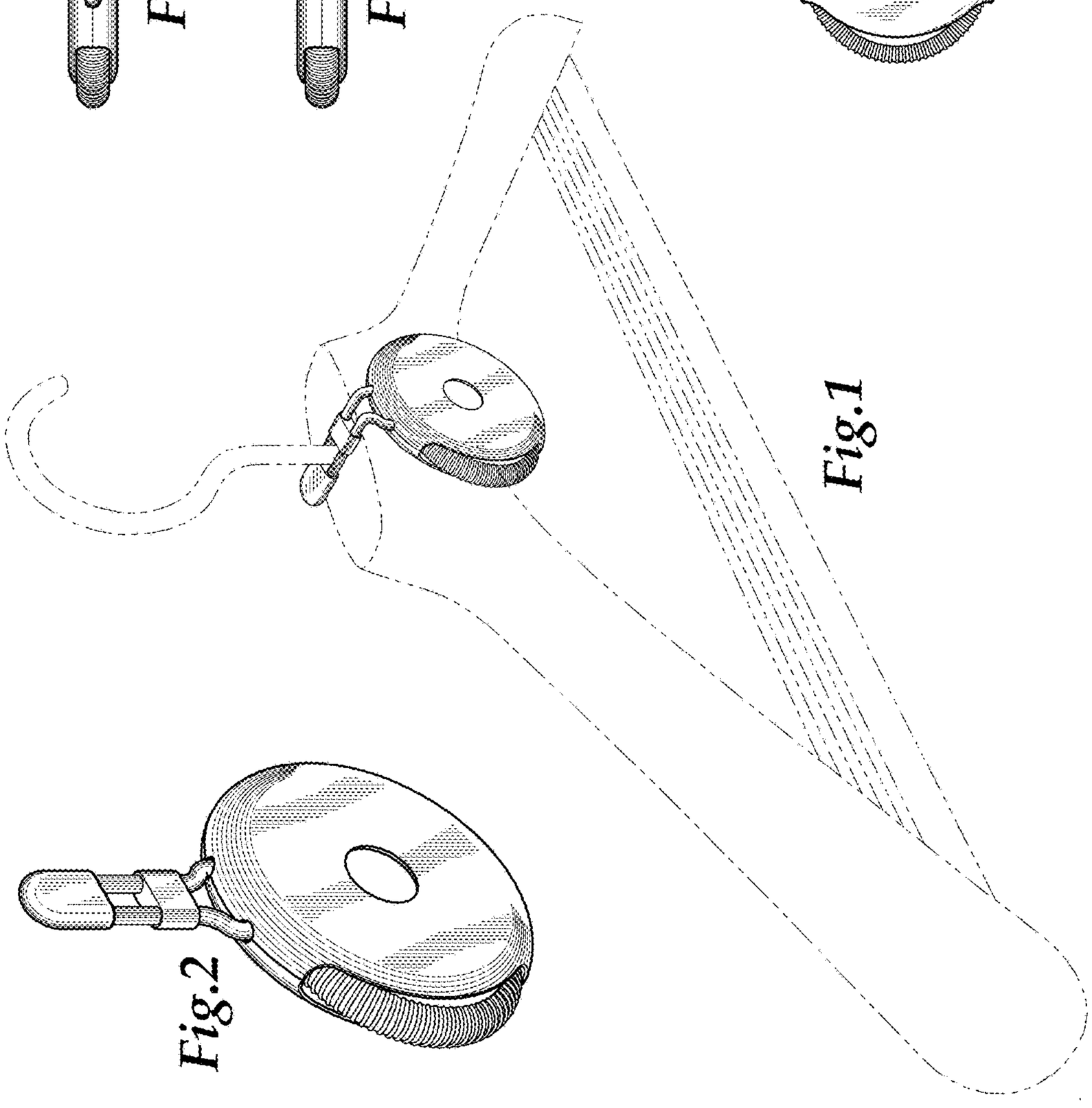

Fig.1

Fig.2