



US00D845781S

(12) **United States Design Patent**  
**Feletto**

(10) **Patent No.:** **US D845,781 S**

(45) **Date of Patent:** **\*\* Apr. 16, 2019**

(54) **BOTTLE**

(71) Applicant: **Daniele Feletto**, Ormelle (IT)

(72) Inventor: **Daniele Feletto**, Ormelle (IT)

(73) Assignee: **VETROELITE SPA**, Ormelle (TV)  
(IT)

(\*\*) Term: **15 Years**

(21) Appl. No.: **29/577,276**

(22) Filed: **Sep. 12, 2016**

(30) **Foreign Application Priority Data**

Mar. 10, 2016 (EM) ..... 003023654-0011

(51) **LOC (11) Cl.** ..... **09-01**

(52) **U.S. Cl.**  
USPC ..... **D9/544**; D9/560; D9/574

(58) **Field of Classification Search**  
USPC ..... D9/516, 520, 544, 546, 559, 560, 563,  
D9/574, 715, 719; D7/300, 601, 602,  
D7/619.1

CPC . B65D 1/00; B65D 1/02; B65D 1/023; B65D  
1/0223; B65D 1/0276

See application file for complete search history.

(56) **References Cited**

**U.S. PATENT DOCUMENTS**

D91,704 S \* 3/1934 Clark ..... D9/542  
D319,585 S \* 9/1991 Poandl ..... D9/435  
D465,735 S \* 11/2002 Woodall ..... D9/560

D544,365 S \* 6/2007 Werner ..... D9/520  
D545,213 S \* 6/2007 Werner ..... D9/520  
D553,000 S \* 10/2007 Barbagli ..... D9/571  
D623,956 S \* 9/2010 Wierzbowski ..... D9/544  
D688,134 S \* 8/2013 O'Dowd ..... D9/544  
D697,417 S \* 1/2014 Maczassek ..... D9/544  
D698,256 S \* 1/2014 Thompson ..... D9/546  
D698,257 S \* 1/2014 Gonzalez Rodriguez ..... D9/574  
D701,768 S \* 4/2014 Baker ..... D9/544  
D732,961 S \* 6/2015 Neave ..... D9/522  
D792,231 S \* 7/2017 Thompson ..... D9/544  
D796,962 S \* 9/2017 Gonzalez Rodriguez ..... D9/544  
D802,431 S \* 11/2017 Thompson ..... D9/541  
D813,675 S \* 3/2018 Matauch ..... D9/500

\* cited by examiner

*Primary Examiner* — Ian Simmons

*Assistant Examiner* — Keith Frank

(74) *Attorney, Agent, or Firm* — Egbert, McDaniel &  
Swartz, PLLC

(57) **CLAIM**

The ornamental design for a bottle, as shown and described.

**DESCRIPTION**

FIG. 1 is a perspective view of a bottle showing my new design.

FIG. 2 is a front view thereof;

FIG. 3 is a rear view thereof.

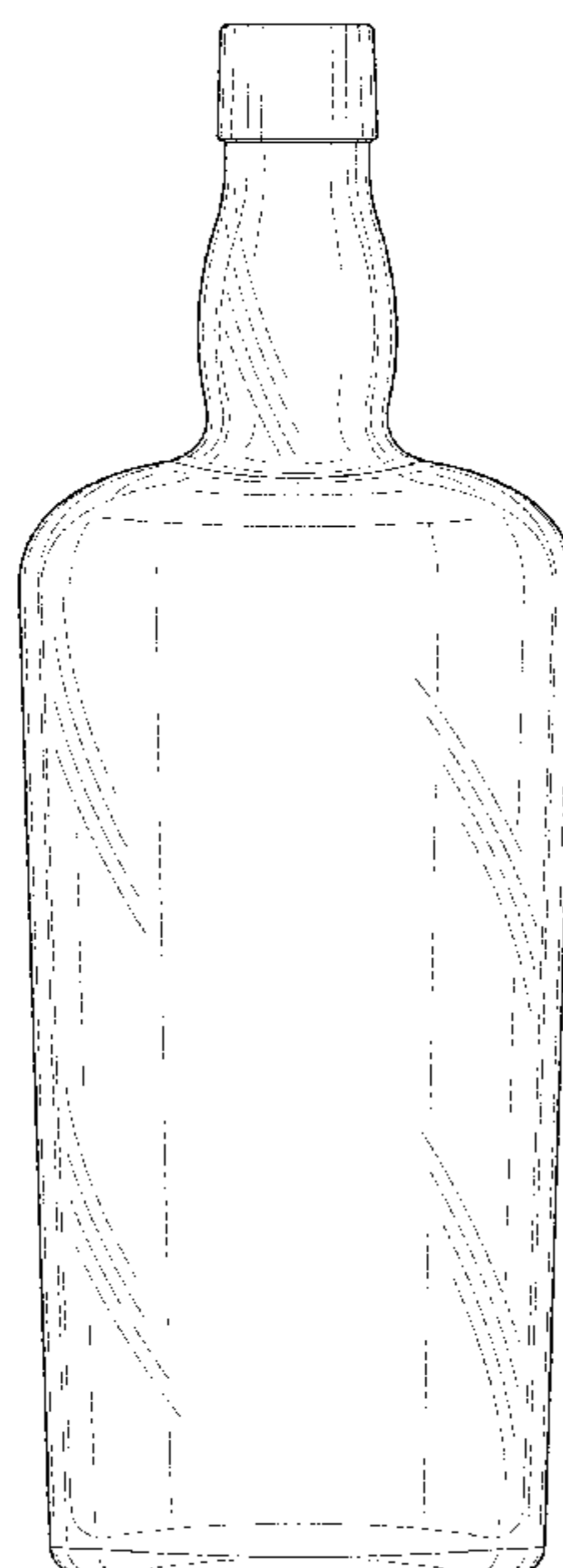
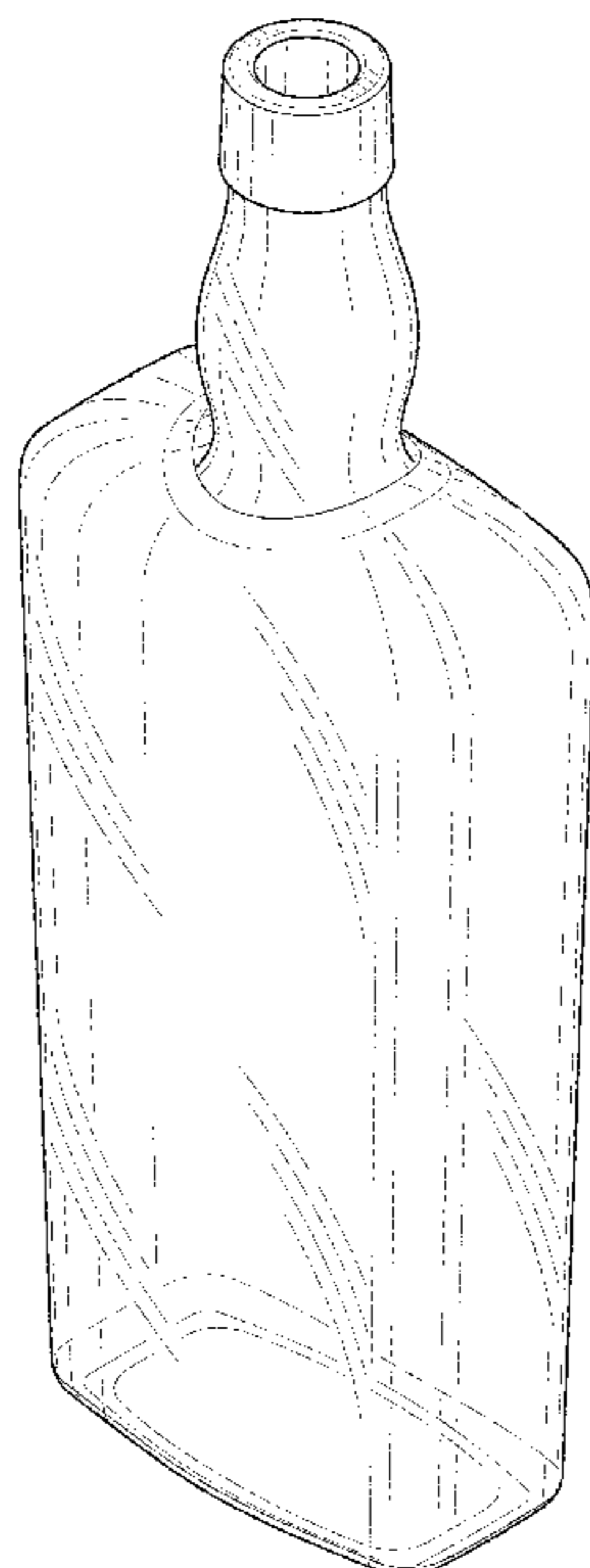
FIG. 4 is a side view thereof;

FIG. 5 is an opposite side view thereof;

FIG. 6 is a top view thereof; and,

FIG. 7 is a bottom view thereof.

**1 Claim, 3 Drawing Sheets**



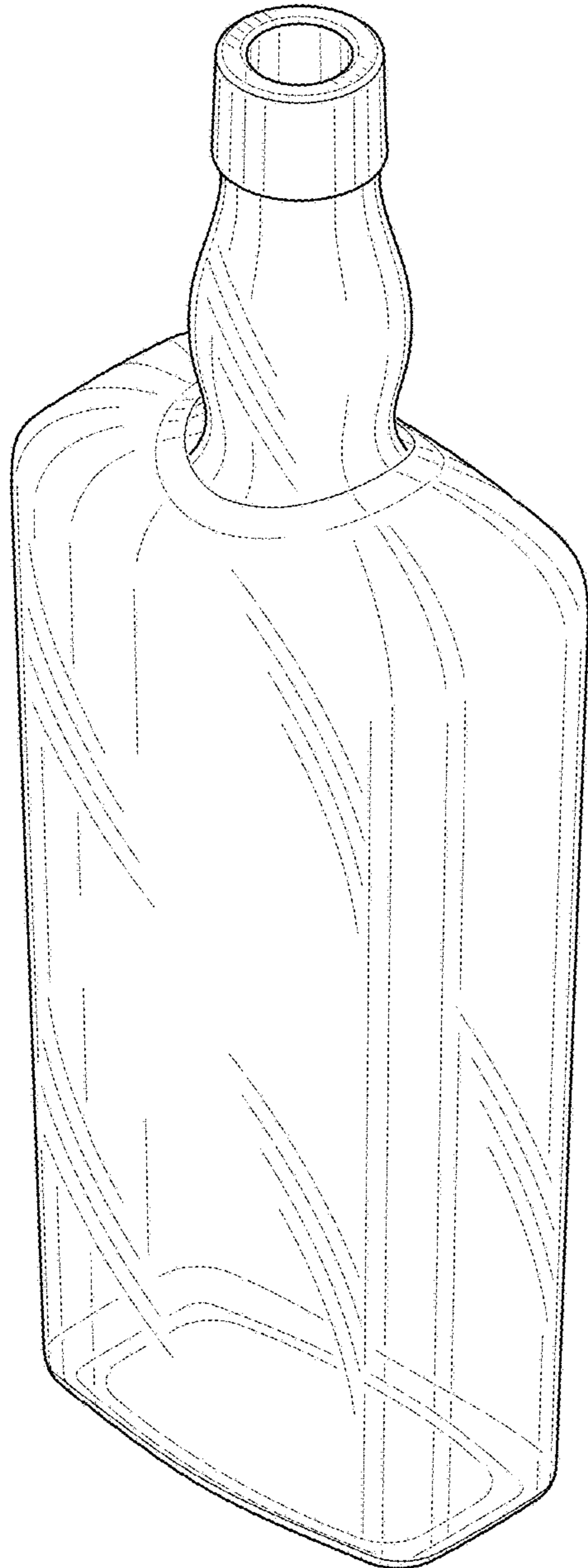


FIG. 1



FIG. 2

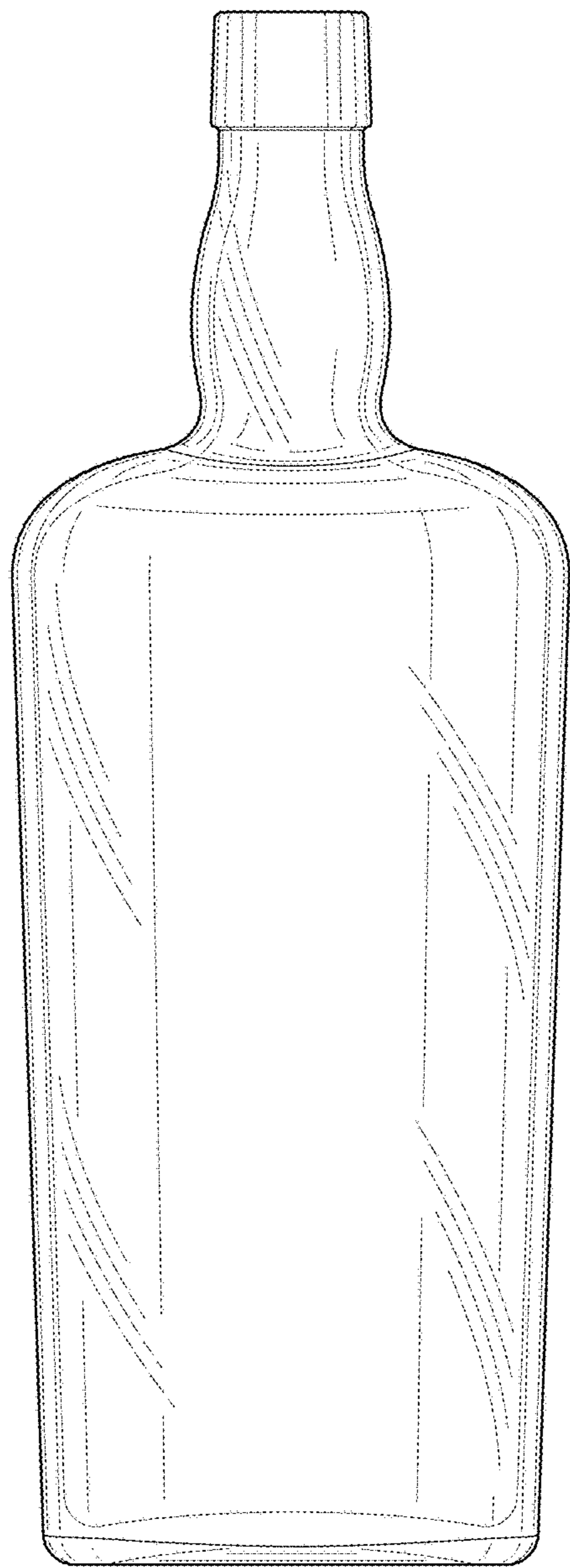


FIG. 3

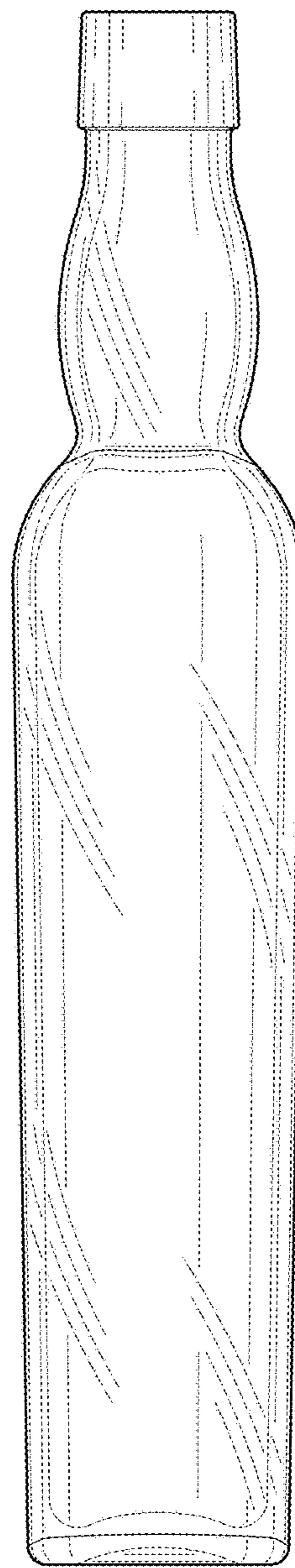


FIG. 4

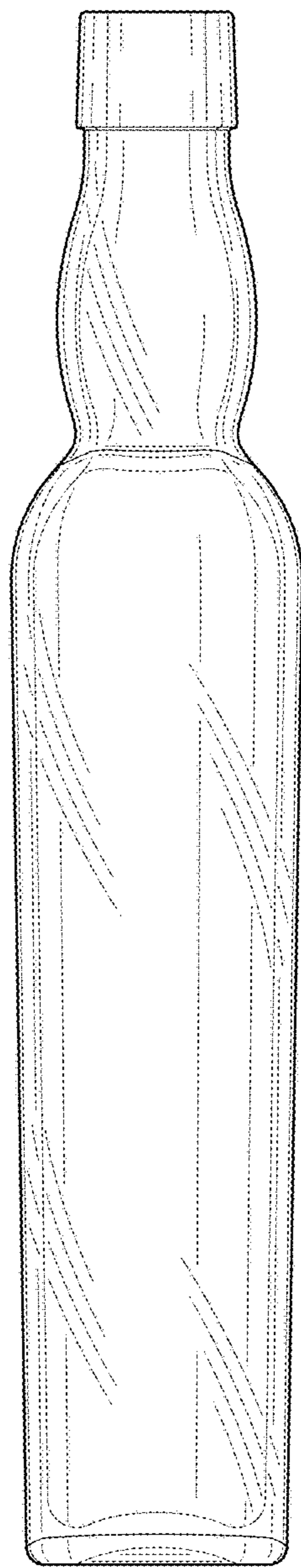


FIG. 5

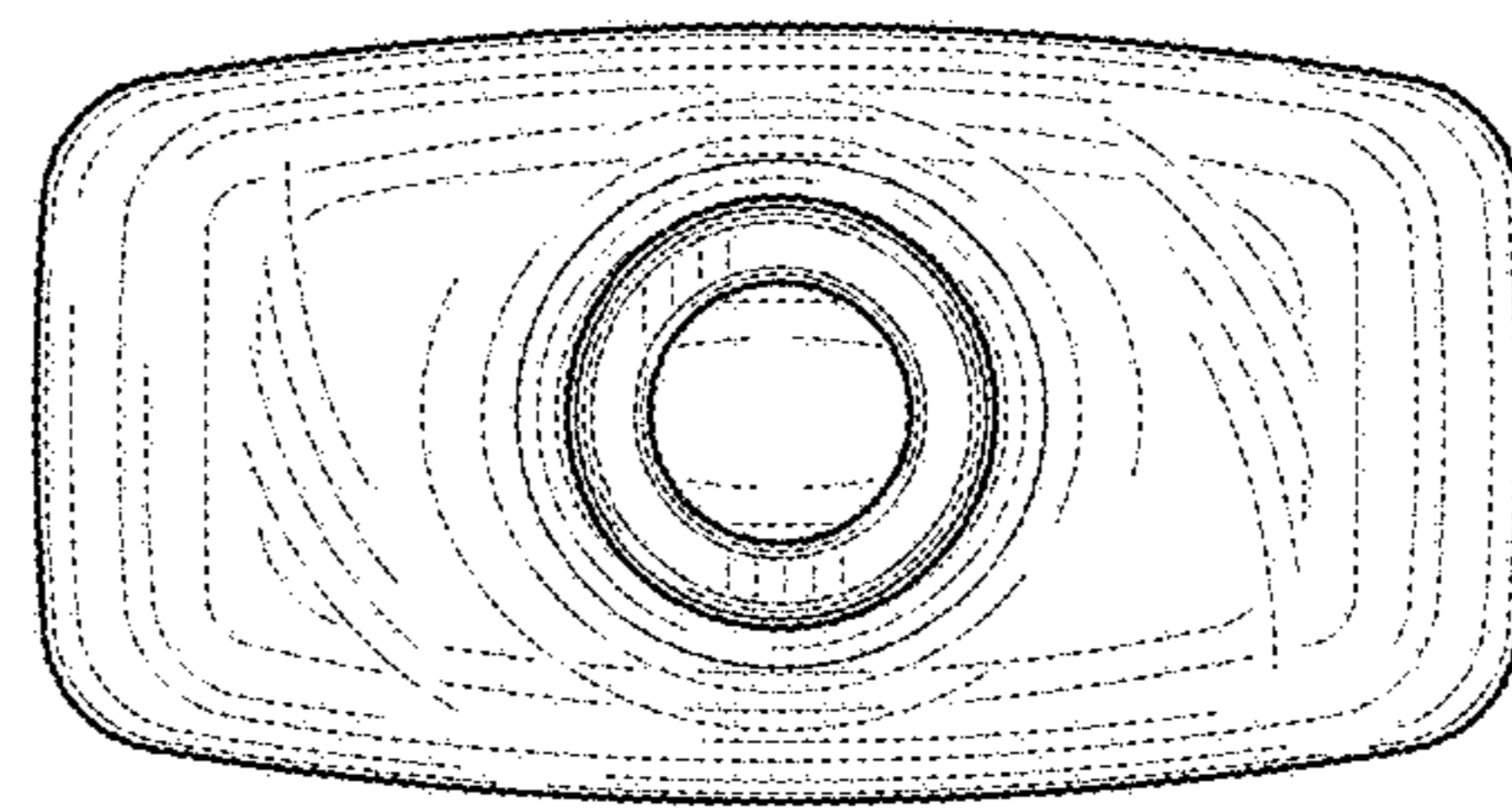


FIG. 6

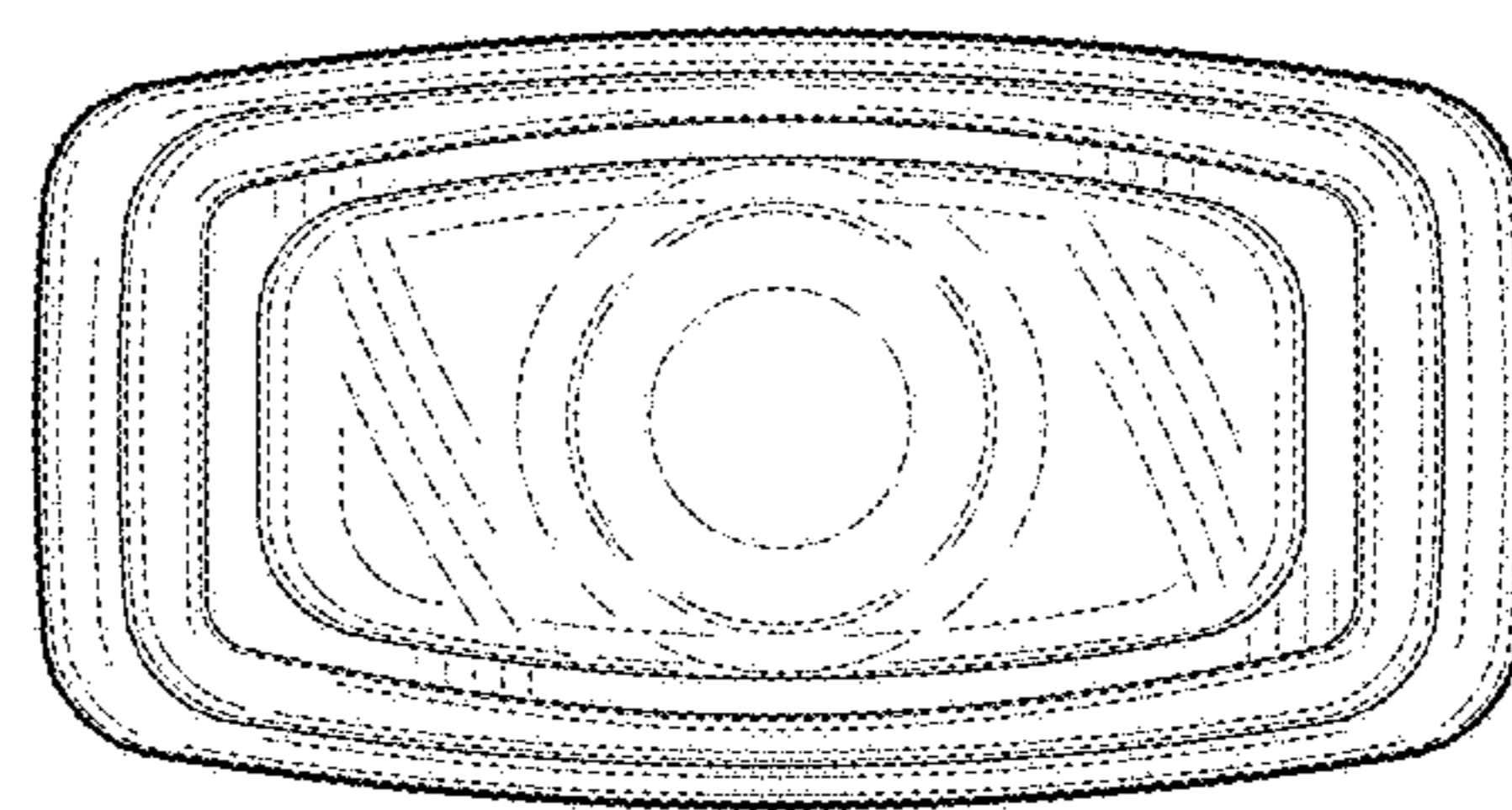


FIG. 7