



US00D845776S

(12) **United States Design Patent** (10) **Patent No.:** **US D845,776 S**
Kokubo (45) **Date of Patent:** **** Apr. 16, 2019**

(54) **CONTAINER**

- (71) Applicant: **ROHTO Pharmaceutical Co., Ltd.**, Osaka (JP)
- (72) Inventor: **Shigehiko Kokubo**, Osaka (JP)
- (73) Assignee: **ROHTO PHARMACEUTICAL CO., LTD.**, Osaka (JP)
- (**) Term: **15 Years**
- (21) Appl. No.: **29/634,107**
- (22) Filed: **Jan. 18, 2018**

Related U.S. Application Data

- (63) Continuation of application No. 29/572,311, filed on Jul. 27, 2016, now abandoned.

(30) **Foreign Application Priority Data**

- Jan. 28, 2016 (JP) 2016-001769
- Jan. 28, 2016 (JP) 2016-001771
- Feb. 4, 2016 (JP) 2016-002345

(51) **LOC (11) Cl.** **09-01**

(52) **U.S. Cl.**
USPC **D9/516; D9/539; D9/552**

(58) **Field of Classification Search**
 USPC D9/434, 435, 444-445, 449, 452-454, D9/500-505, 516, 519, 521-526, D9/529-530, 535, 537-546, 548-575, D9/682-694, 723-729; D7/300, 598; 215/252, 253, 379, 381-385; 220/660, 220/662, 669-673, 675; D28/4, 7, 73, D28/76-77, 82, 85-87
 CPC B65D 1/0223; B65D 2501/0036; B65D 79/005; B65D 23/102; B65D 2501/0027; B65D 23/0814; B65D 1/0233; B65D 1/095; B65D 2251/023; B65D 2255/20; B65D

(Continued)

(56) **References Cited**

U.S. PATENT DOCUMENTS

- D309,423 S 7/1990 Alizard
 - D382,487 S 8/1997 Tippitt et al.
- (Continued)

FOREIGN PATENT DOCUMENTS

- JP D1279321 8/2006
 - JP D1279469 8/2006
- (Continued)

OTHER PUBLICATIONS

The Cherry Blossoms are a-dropping, posted at cometojapankuru.blogspot.com, posted Mar. 13, 2016, [online], [site visited Jun. 26, 2017]. Available from Internet, <URL: https://cometojapankuru.blogspot.com/2016/03/beauty-cherry-blossoms-are-dropping.html> (Year: 2013) (Year: 2016).*

Primary Examiner — Anhdao Doan
Assistant Examiner — Mary Shannon Malley
(74) *Attorney, Agent, or Firm* — Rankin, Hill & Clark LLP

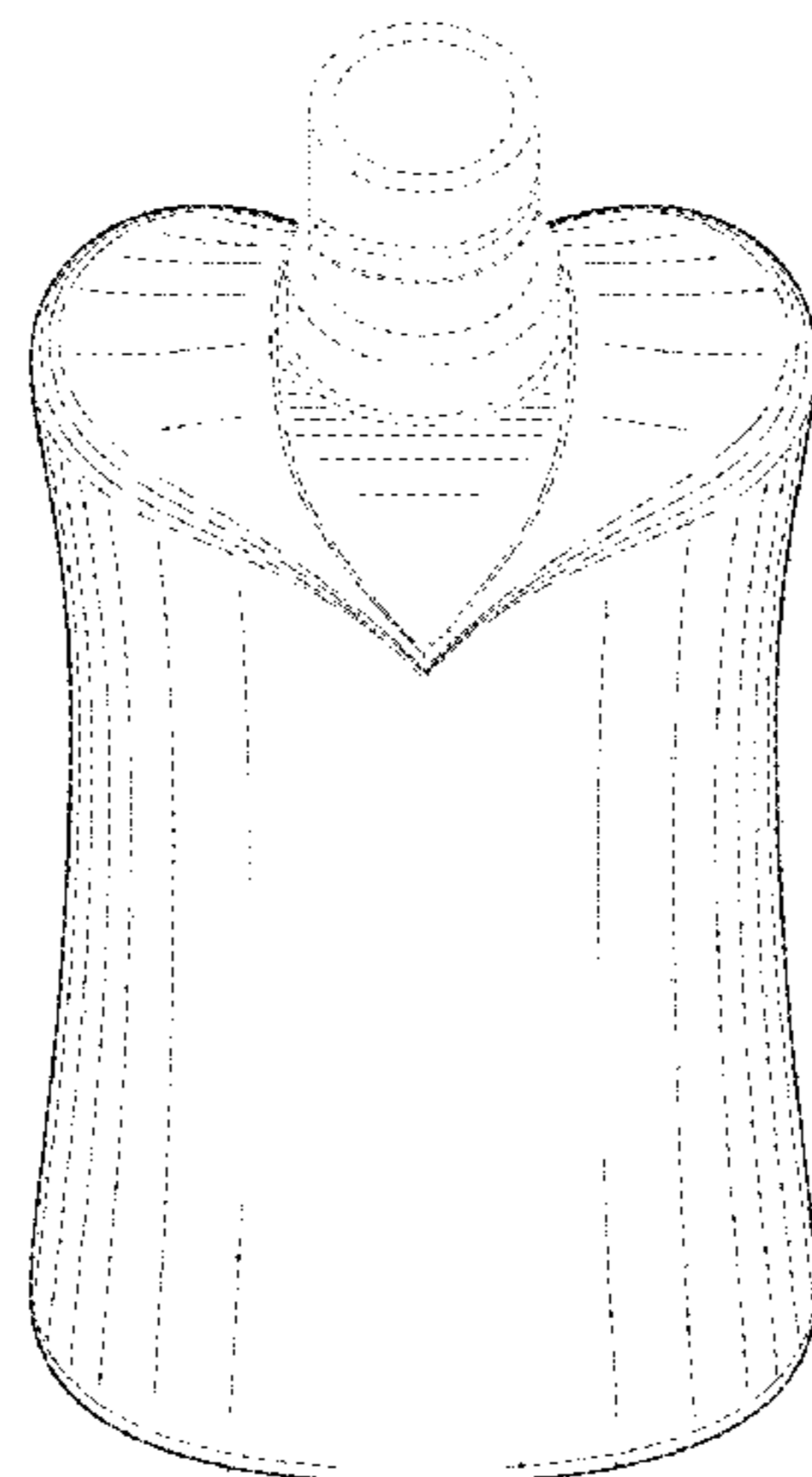
(57) **CLAIM**

The ornamental design for a container, as shown and described.

DESCRIPTION

FIG. 1 is a perspective view of a container according to my new design, shown with the cap removed for clarity of the disclosure;
FIG. 2 is a front view thereof;
FIG. 3 is a back view thereof;
FIG. 4 is a left side view thereof;
FIG. 5 is a right side view thereof;
FIG. 6 is a plan view thereof; and,
FIG. 7 is a bottom view thereof.
The broken lines show portions of the container that form no part of the claimed design.

1 Claim, 5 Drawing Sheets



(58) **Field of Classification Search**

CPC 41/0485; B65D 47/122; B65D 1/00; B65D
1/02; B65D 1/07; B65D 1/0023; B65D
1/10; B65D 23/00; B65D 2501/00; B65D
2501/0009; B65D 33/00; B65D 75/5872;
B65C 3/08; A45D 2034/002; A45D
34/045

See application file for complete search history.

(56) **References Cited**

U.S. PATENT DOCUMENTS

D433,932 S	11/2000	Kuzma et al.
D527,644 S	9/2006	Bakic
D539,150 S	3/2007	Leoncavallo et al.
D556,578 S	12/2007	Costello et al.
D622,592 S	8/2010	Niikura et al.
D628,079 S	11/2010	Baran
D636,268 S	4/2011	Gautier
D697,811 S	1/2014	Goodman et al.
D712,253 S	9/2014	Hughes et al.
D715,152 S	10/2014	Maskell et al.
D736,094 S	8/2015	Jeong
D740,660 S	10/2015	Hughes et al.

FOREIGN PATENT DOCUMENTS

JP	D1388532	5/2010
JP	D1488808	1/2014

* cited by examiner

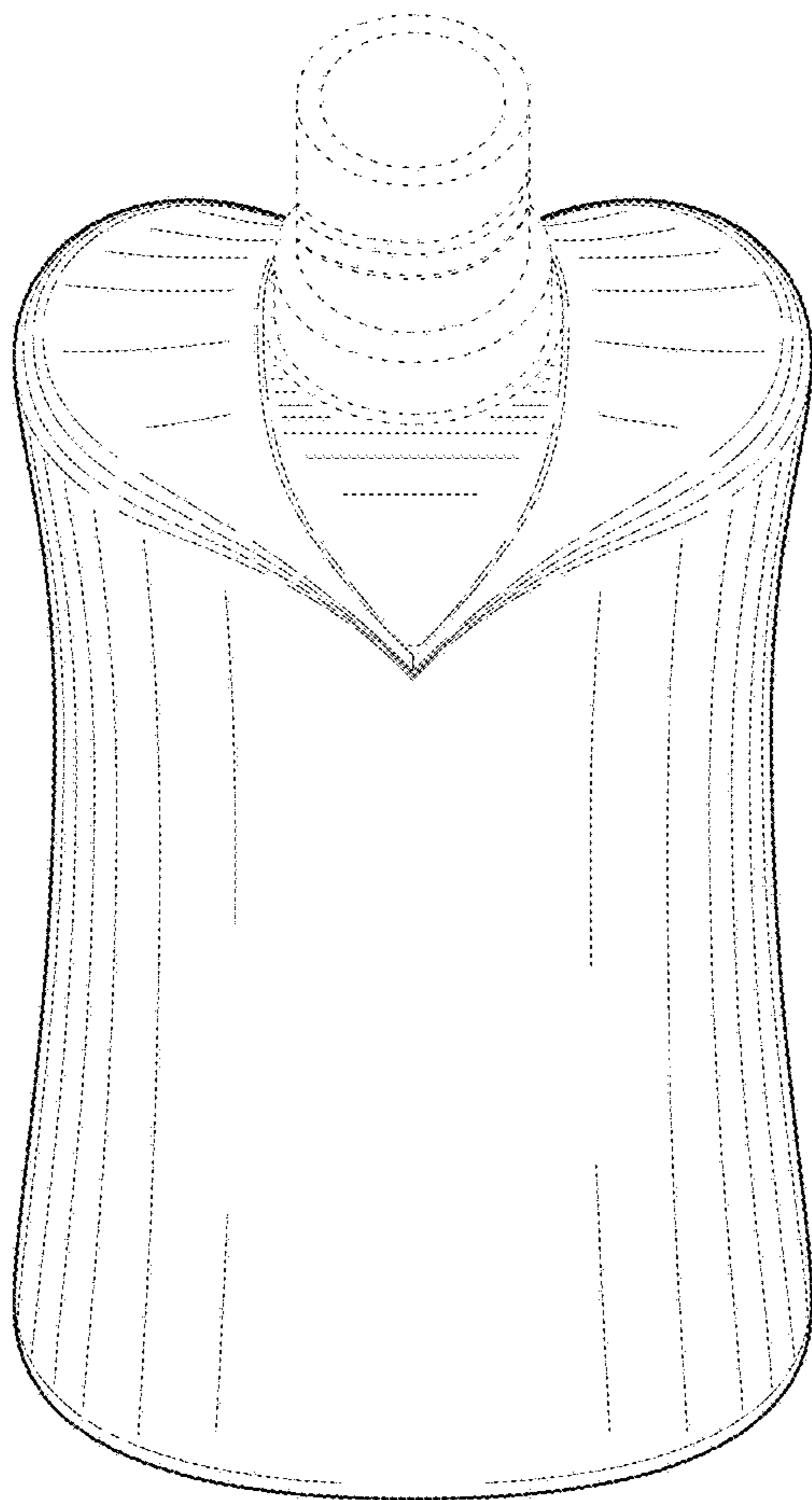


FIG. 1

FIG. 2

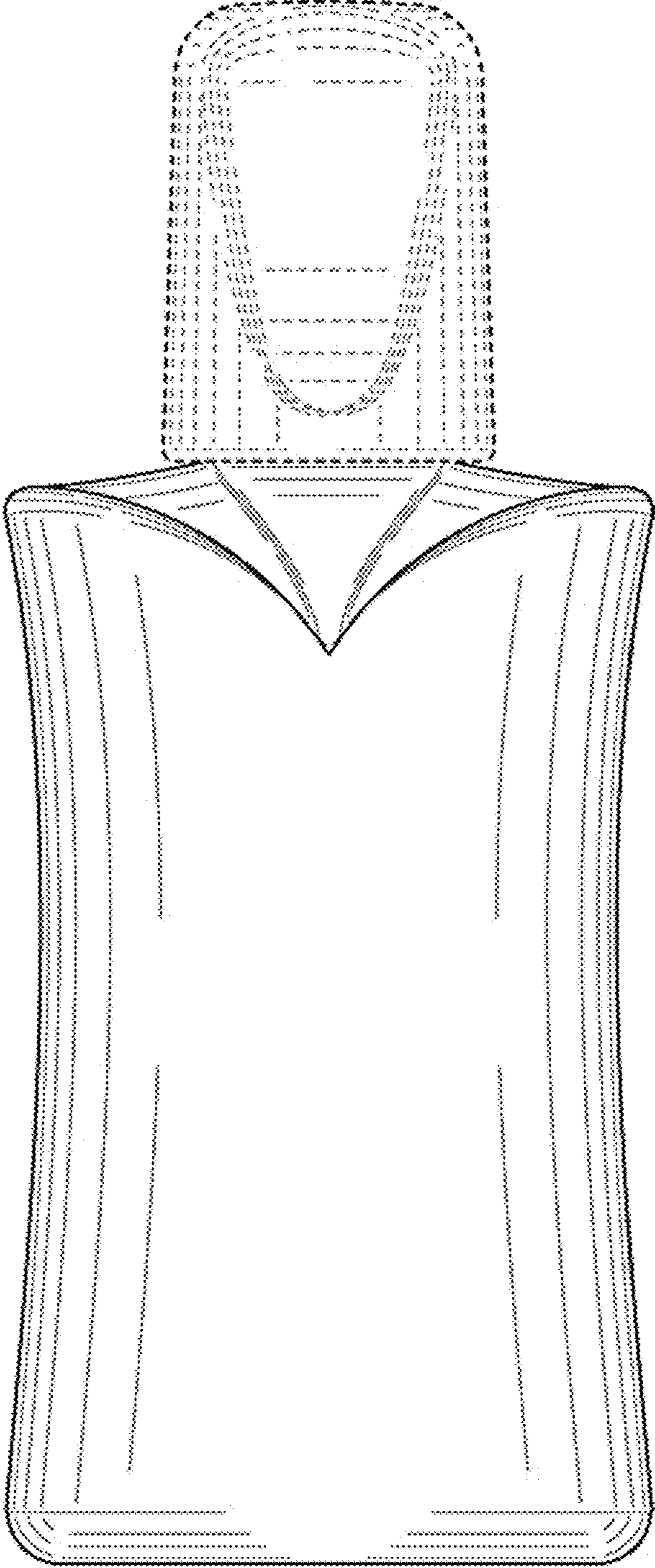


FIG. 3

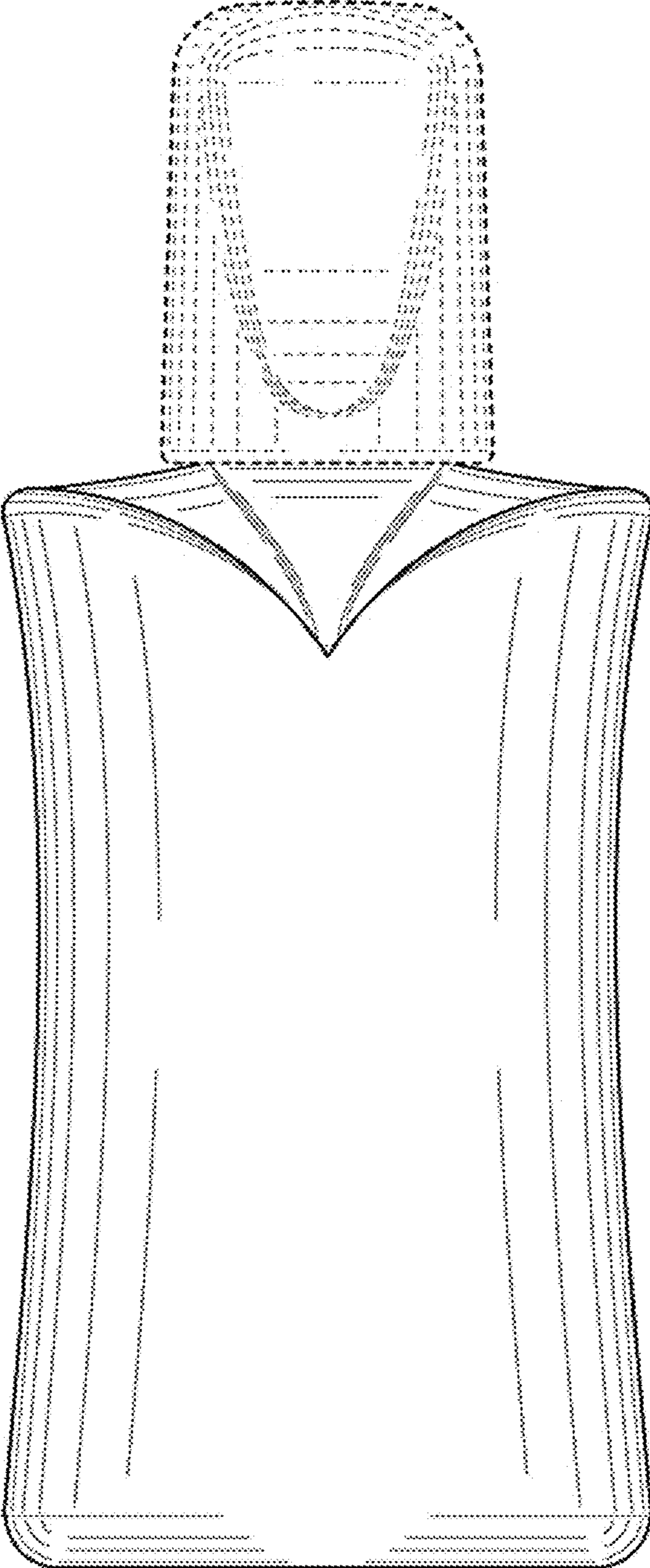


FIG. 4

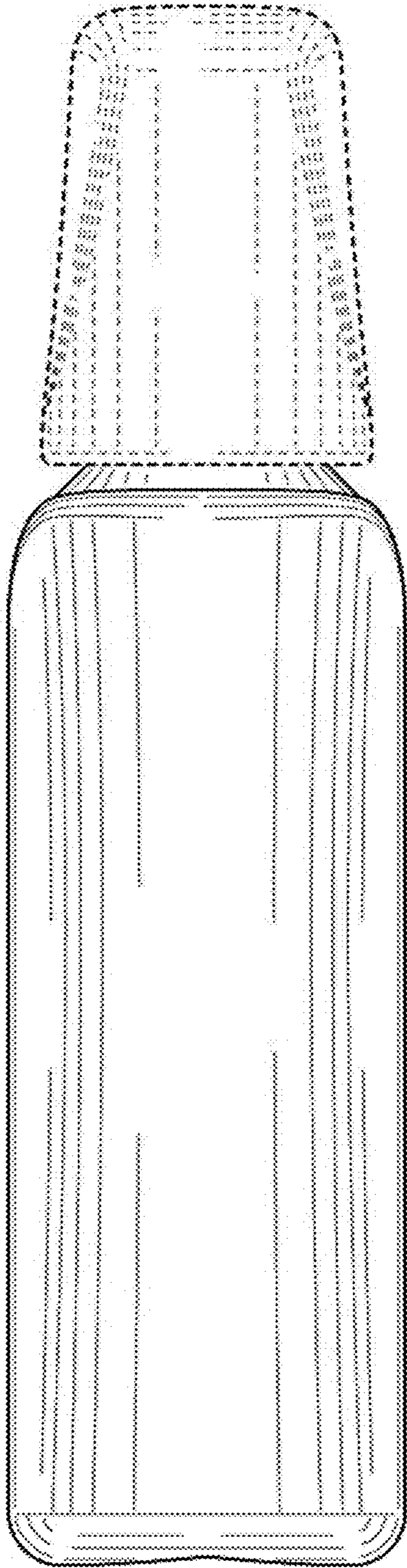


FIG. 5




FIG. 6

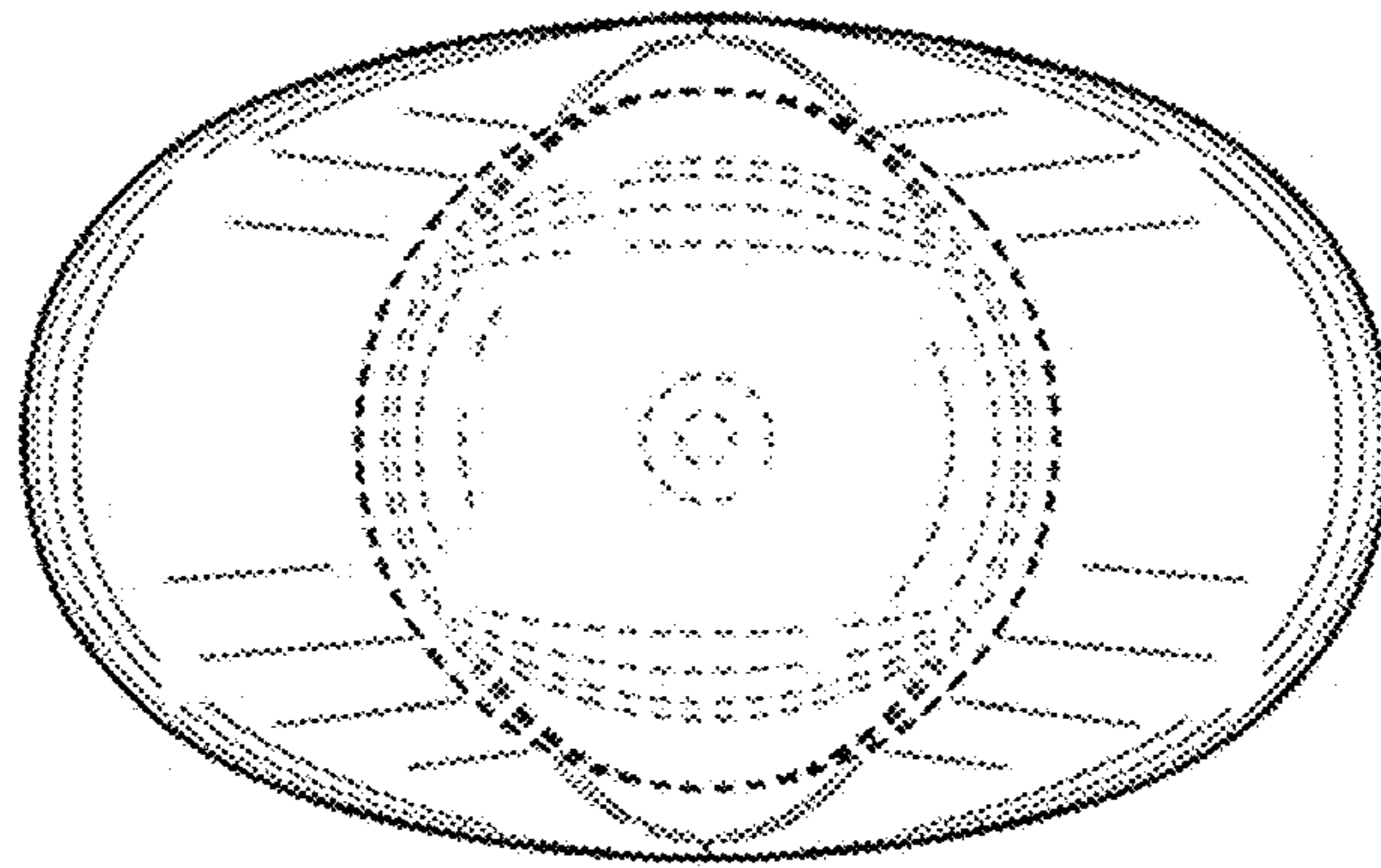


FIG. 7

