



US00D845764S

(12) **United States Design Patent** (10) **Patent No.:** **US D845,764 S**
Stammen et al. (45) **Date of Patent:** **** *Apr. 16, 2019**

(54) **PUSH BUTTON CLOSURE**

B65D 2543/00296; B65D 5/46; B65D 2251/00

(71) Applicant: **Stolle Machinery Company, LLC**,
Centennial, CO (US)

See application file for complete search history.

(72) Inventors: **Dennis C. Stammen**, Brookville, OH
(US); **Patrick K. McCarty**, Dayton,
OH (US)

(56) **References Cited**

U.S. PATENT DOCUMENTS

(73) Assignee: **Stolle Machinery Company, LLC**,
Centennial, CO (US)

- 1,717,538 A * 6/1929 Anderson A47J 45/063
215/305
- 2,034,739 A * 3/1936 Bodor B65D 79/005
215/271
- 2,194,004 A * 3/1940 Bukolt B65D 41/0442
215/271
- 3,080,993 A * 3/1963 Livingstone B65D 43/0208
220/305
- 3,142,409 A * 7/1964 Ross B65D 43/022
220/281
- 3,160,302 A * 12/1964 Chaplin B65D 79/005
215/271
- 3,362,575 A * 1/1968 Fotos B65D 21/0217
206/508

(*) Notice: This patent is subject to a terminal disclaimer.

(**) Term: **15 Years**

(21) Appl. No.: **29/637,825**

(Continued)

(22) Filed: **Feb. 22, 2018**

Primary Examiner — Michael A. Pratt
Assistant Examiner — Wendy L Arminio

(51) **LOC (11) Cl.** **09-07**

(74) *Attorney, Agent, or Firm* — Eckert Seamans Cherin & Mellott, LLC

(52) **U.S. Cl.**

USPC **D9/454**

(57) **CLAIM**

(58) **Field of Classification Search**

The ornamental design for a push button closure, as shown and described.

USPC D9/414, 416, 425, 434, 435, 436, 438,
D9/439, 440, 442, 443, 446–450,
D9/452–457, 499, 503–505, 682, 685,
D9/686; D7/387, 391, 392, 392.1, 393,
D7/394, 396.1–396.4, 401.1, 503–505,
D7/509–511, 538, 900; D3/201, 202,
D3/203.2, 318; D28/91, 91.1

DESCRIPTION

CPC .. A61J 1/00; A61J 1/1412; B65D 1/00; B65D 1/02; B65D 1/10; B65D 1/46; B65D 2585/56; B65D 2585/545; B65D 41/00; B65D 41/38; B65D 41/56; B65D 41/62; B65D 47/00; B65D 47/06; B65D 47/08; B65D 2543/00046; B65D 2543/00092;

FIG. 1 is a top perspective view of the push button closure; FIG. 2 is another top perspective view of the push button closure; FIG. 3 is a bottom perspective view of the push button closure; FIG. 4 is another bottom perspective view of the push button closure; FIG. 5 is a top plan view of the push button closure; FIG. 6 is a bottom plan view of the push button closure; FIG. 7 is a side elevational view of the push button closure; and,

(Continued)

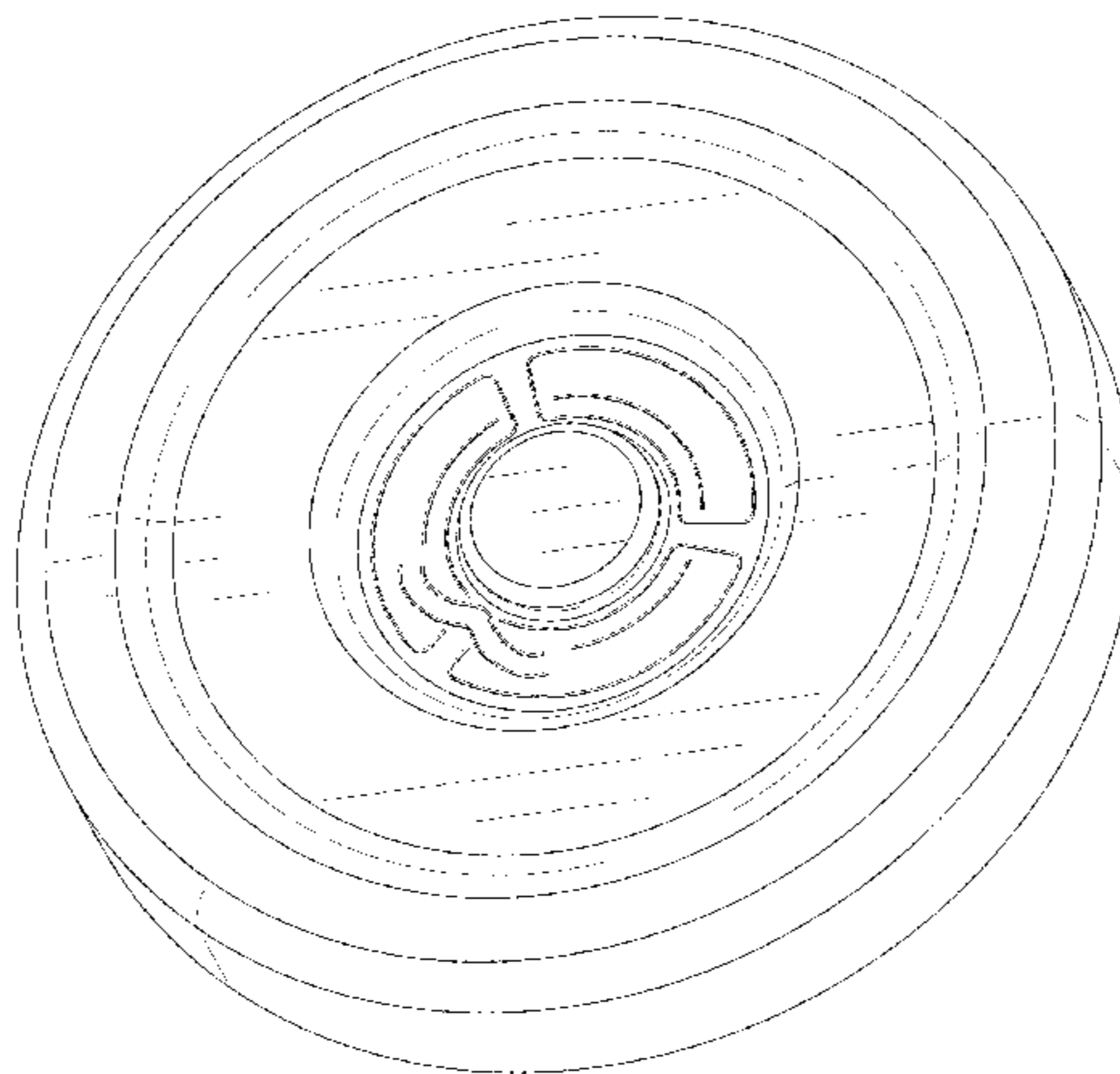


FIG. 8 is a section view of the push button closure taken in the direction of line 8-8 shown in FIG. 5.

1 Claim, 7 Drawing Sheets

(56)

References Cited

U.S. PATENT DOCUMENTS

3,448,881 A * 6/1969 Zipper B65D 41/0457
 215/318
 D241,917 S * 10/1976 Borum D9/452
 4,093,094 A * 6/1978 Smalley B65D 51/145
 215/276
 D248,545 S * 7/1978 Summers D9/439
 4,106,660 A * 8/1978 Boyle B65D 47/10
 220/266
 D281,581 S * 12/1985 MacEwen D9/435
 4,953,743 A * 9/1990 Dart B65D 43/0208
 220/369
 5,016,769 A * 5/1991 Heilman B65D 79/005
 215/230
 5,033,633 A * 7/1991 Heilman B29C 67/0029
 206/459.1
 D323,116 S * 1/1992 Dart D9/435
 D362,389 S * 9/1995 Frye D9/452
 D381,268 S * 7/1997 Rush D9/452
 D406,237 S * 3/1999 Bettiga D9/439

5,979,688 A 11/1999 Stodd
 6,206,220 B1 3/2001 Stodd
 D515,865 S * 2/2006 Kim D7/392.1
 D525,869 S * 8/2006 Tedford D9/452
 D526,536 S * 8/2006 Littlejohn D7/553.6
 D548,017 S * 8/2007 Chiang D7/629
 7,299,941 B2 * 11/2007 McMahon, III ... B65D 43/0222
 220/780
 D578,354 S * 10/2008 Chiang D7/589
 D642,057 S * 7/2011 Reed D9/453
 D648,629 S * 11/2011 Zomorodi D9/452
 D747,221 S * 1/2016 Changpan D9/425
 D762,475 S * 8/2016 Turner D9/434
 D767,391 S * 9/2016 Buck D9/447
 9,701,447 B2 7/2017 Stodd
 D818,766 S * 5/2018 Xie D7/391
 2009/0090714 A1 * 4/2009 Albers B65D 43/022
 220/262
 2009/0166369 A1 * 7/2009 Savicki B65D 43/0218
 220/781
 2010/0263328 A1 * 10/2010 Dorsey B65D 43/0218
 53/432
 2011/0089066 A1 * 4/2011 Knipe B65D 43/0212
 206/459.5
 2014/0103044 A1 * 4/2014 Ramsey B65D 43/0231
 220/367.1
 2016/0054049 A1 * 2/2016 Harvie B65D 81/2015
 426/383
 2016/0257452 A1 * 9/2016 Strachan B65D 43/0212
 2016/0376070 A1 12/2016 Stodd

* cited by examiner

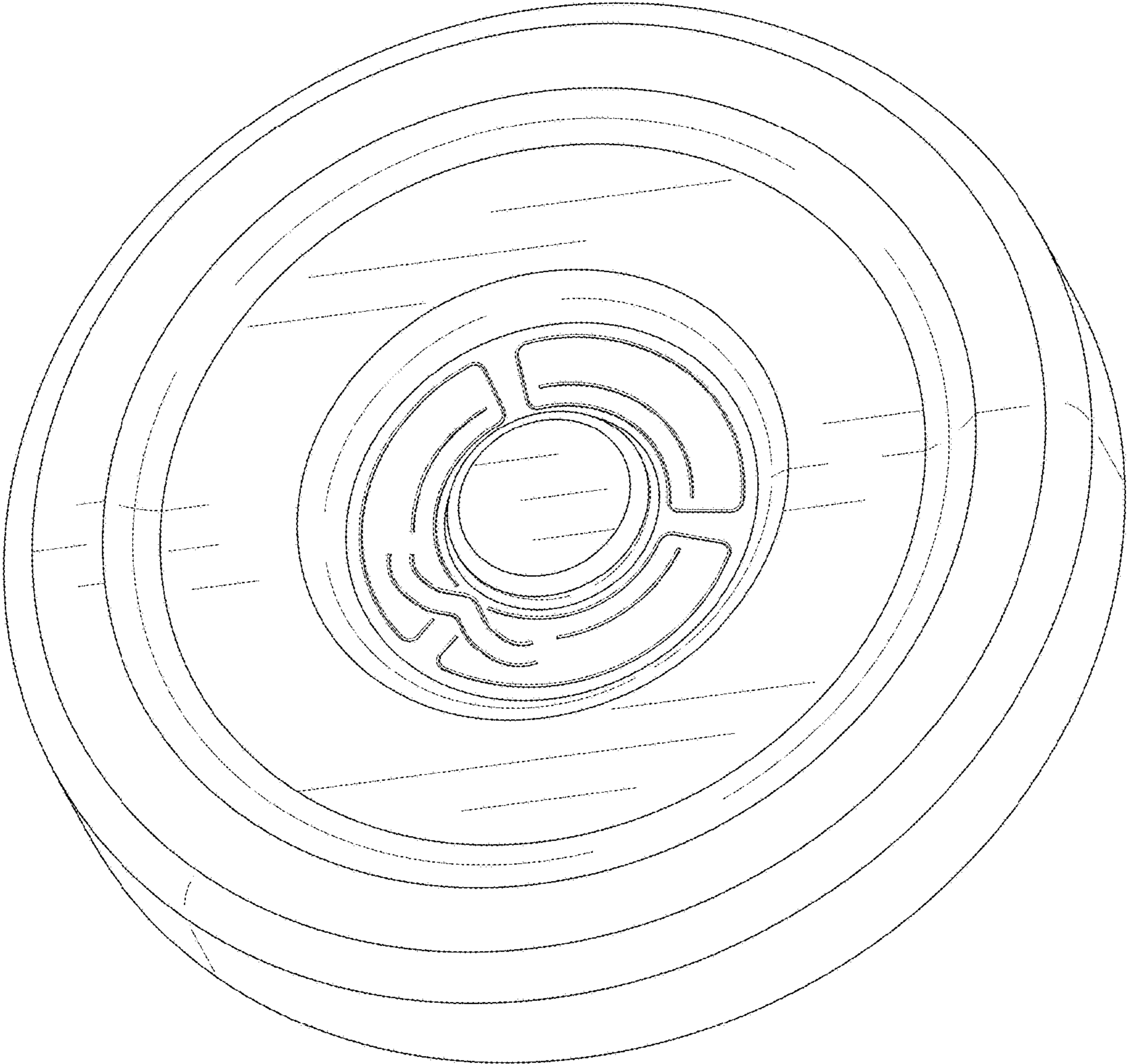


FIG.1

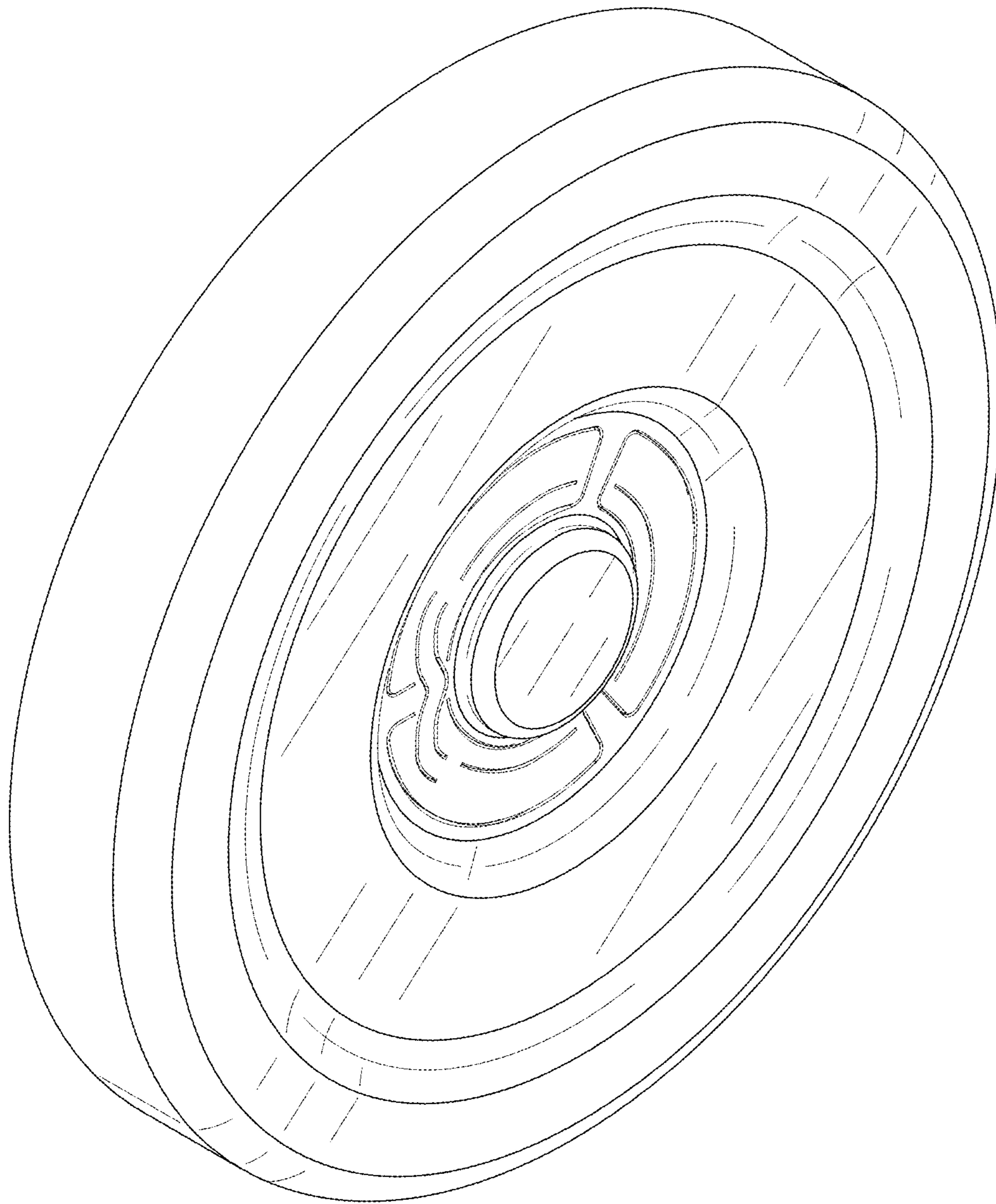


FIG. 2

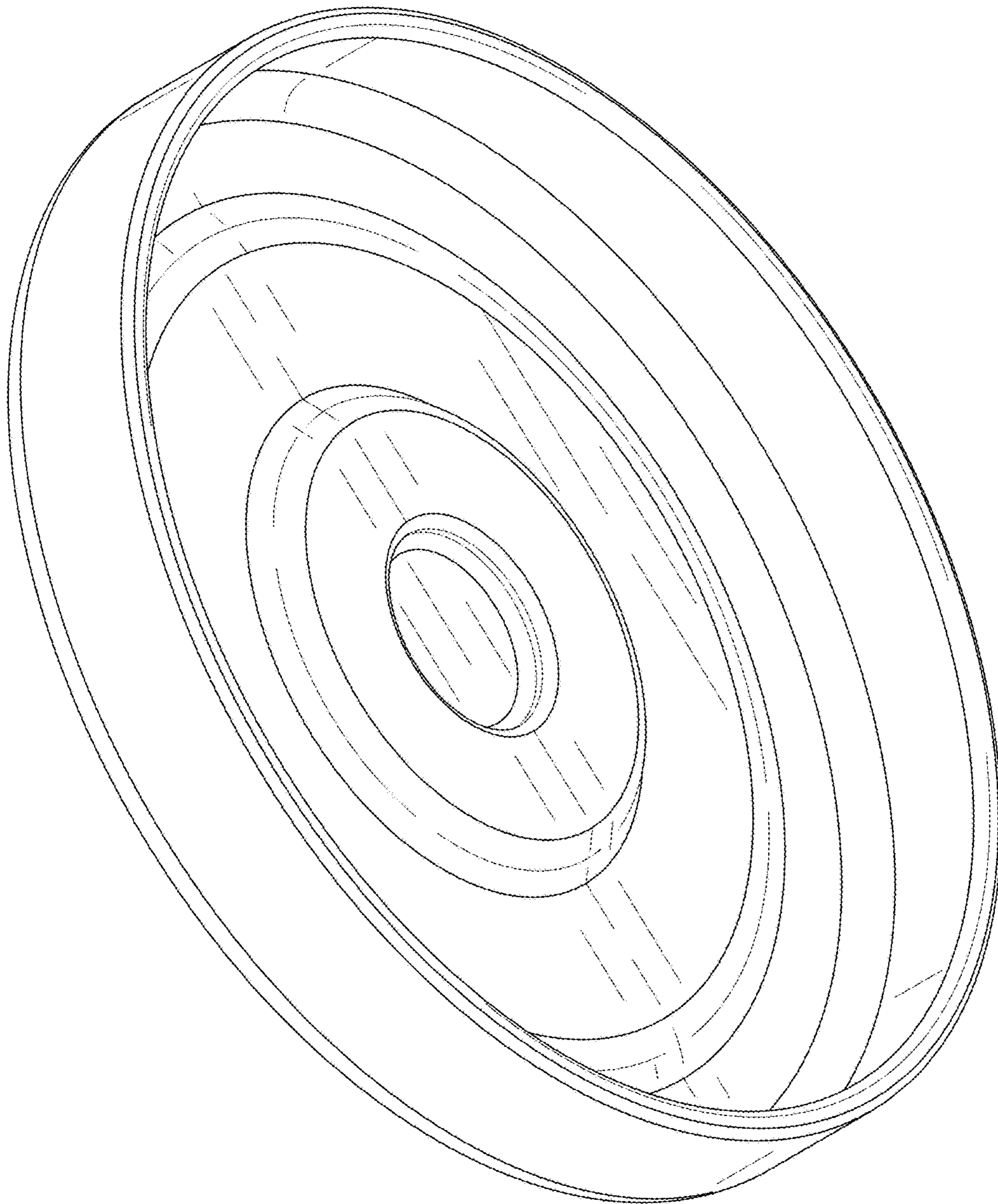


FIG. 3

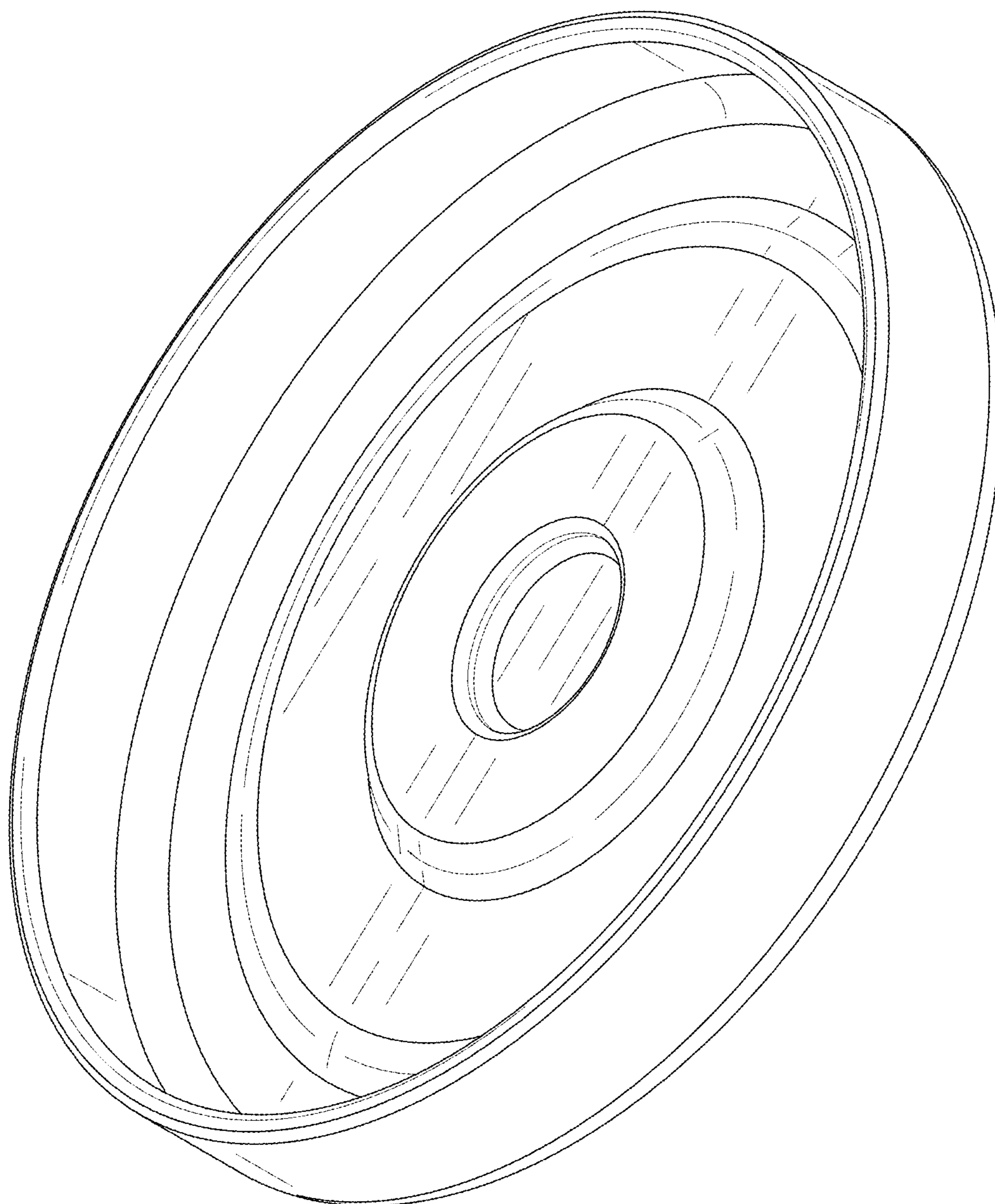


FIG. 4

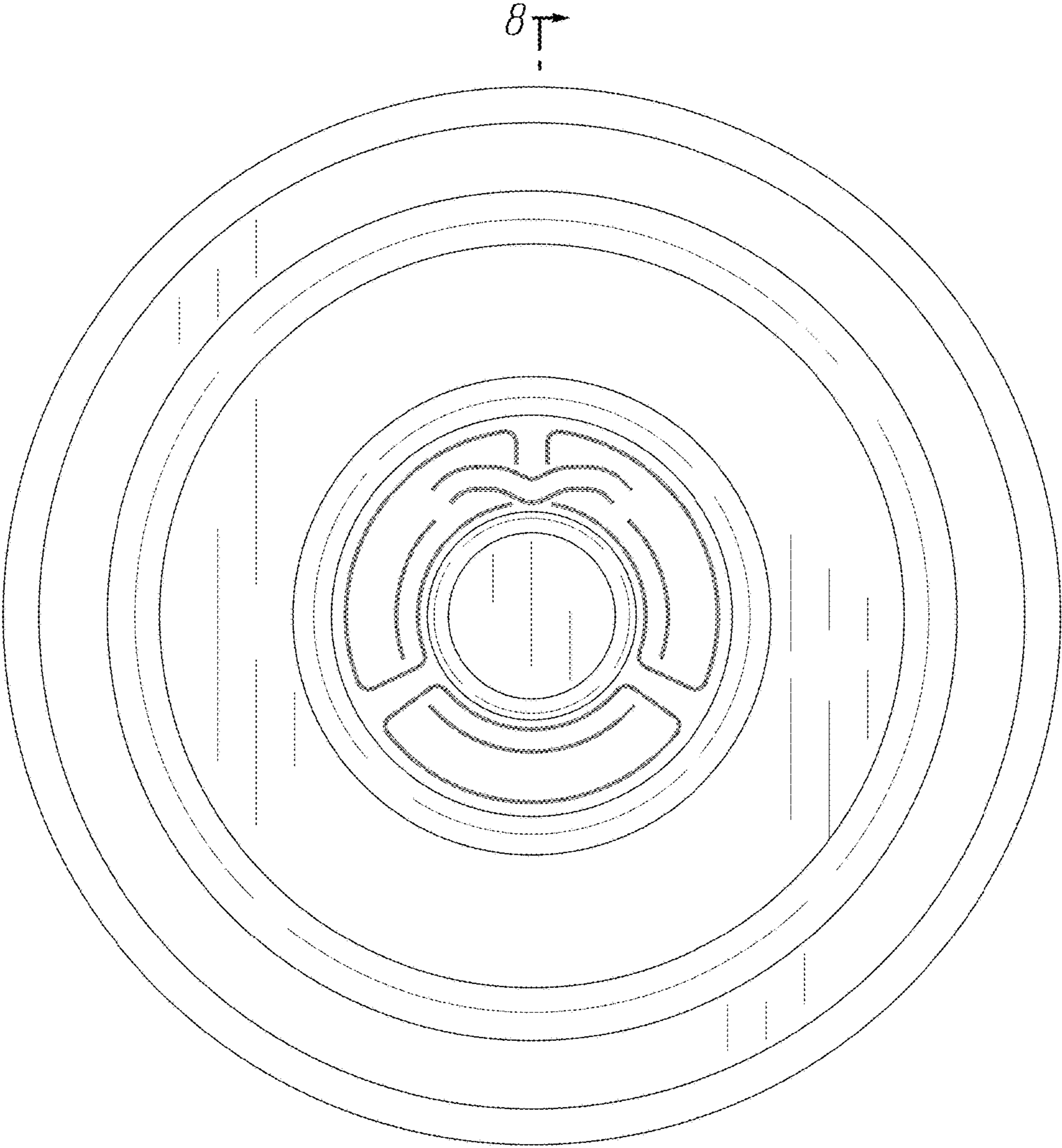


FIG. 5

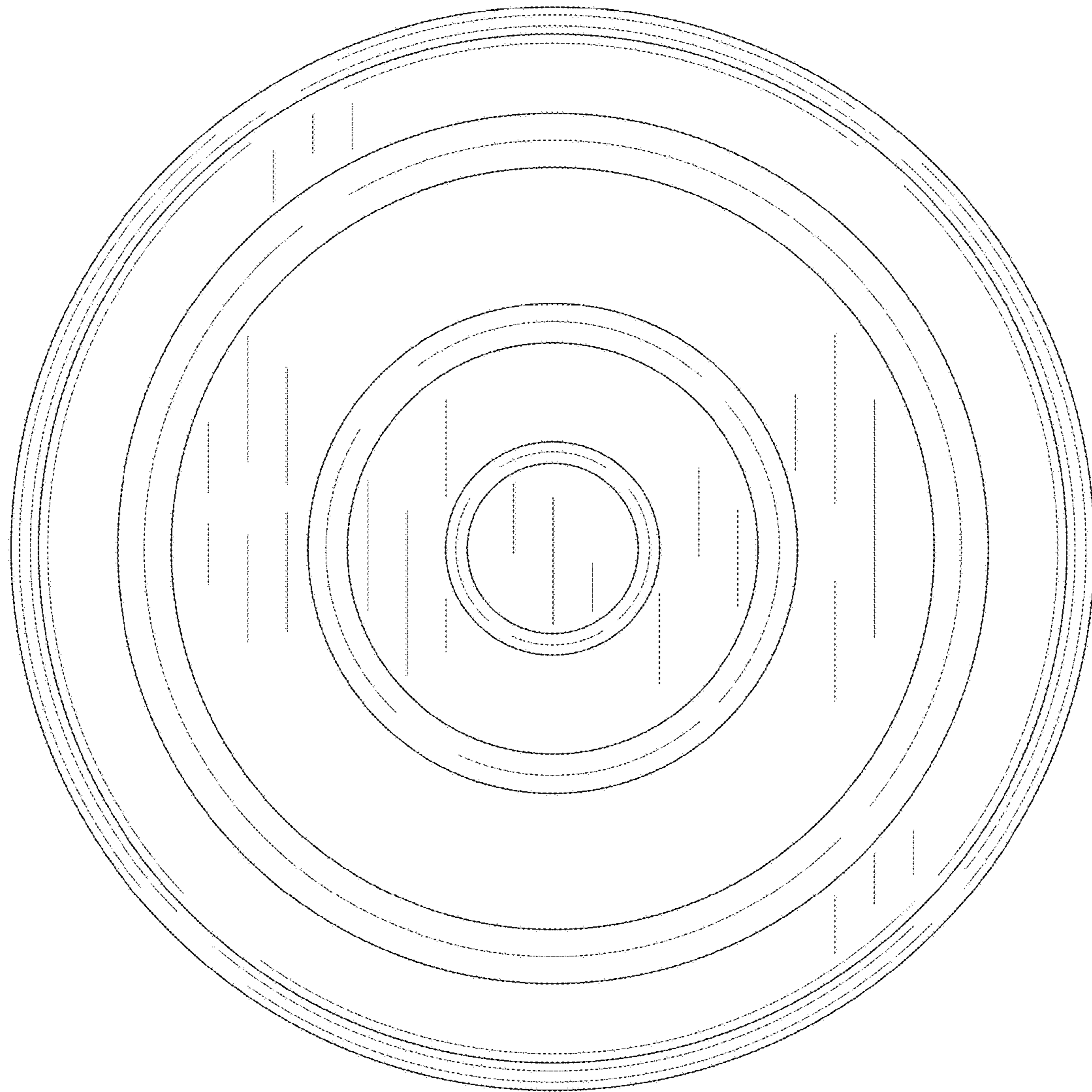


FIG. 6




FIG. 7

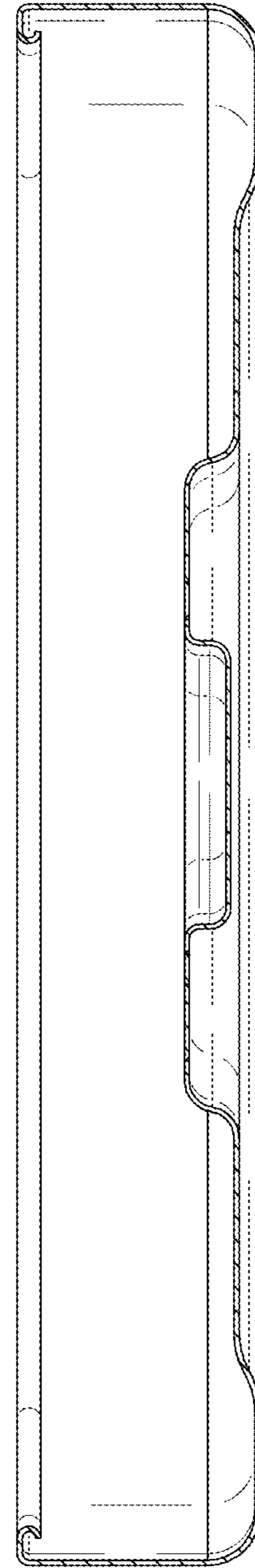


FIG. 8