



US00D845735S

(12) **United States Design Patent**
Cain et al.

(10) **Patent No.:** **US D845,735 S**
(45) **Date of Patent:** **** Apr. 16, 2019**

(54) **INDICATOR PANEL FOR A POWER TOOL**

(71) Applicant: **APEX BRANDS, INC.**, Apex, NC
(US)

(72) Inventors: **William Carlos Cain**, Irmo, SC (US);
Steven Craig Smith, Irmo, SC (US)

(73) Assignee: **APEX BRANDS, INC.**, Apex, NC
(US)

(**) Term: **15 Years**

(21) Appl. No.: **29/615,251**

(22) Filed: **Aug. 28, 2017**

(51) **LOC (11) Cl.** **08-05**

(52) **U.S. Cl.**
USPC **D8/70; D8/61**

(58) **Field of Classification Search**
USPC D8/61, 62, 67, 69, 70
CPC B25B 21/004; B25B 13/46
See application file for complete search history.

(56) **References Cited**

U.S. PATENT DOCUMENTS

- D352,645 S * 11/1994 Ichikawa D8/61
- D567,045 S * 4/2008 Chen D8/61
- D701,440 S * 3/2014 Naksen D8/61
- D702,522 S * 4/2014 Steinfels D8/61

- D704,524 S * 5/2014 Steinfels D8/61
- 8,844,381 B2 * 9/2014 Gharib B25B 23/1425
73/862.21
- D718,108 S * 11/2014 Beukema D8/61
- D735,004 S * 7/2015 Beukema D8/61
- D817,130 S * 5/2018 Chang D8/25
- D826,665 S * 8/2018 Yu D8/25
- 2007/0187220 A1 * 8/2007 Chen B25B 21/00
200/332.2

* cited by examiner

Primary Examiner — Darlington Ly

(74) *Attorney, Agent, or Firm* — Burr Forman McNair

(57) **CLAIM**

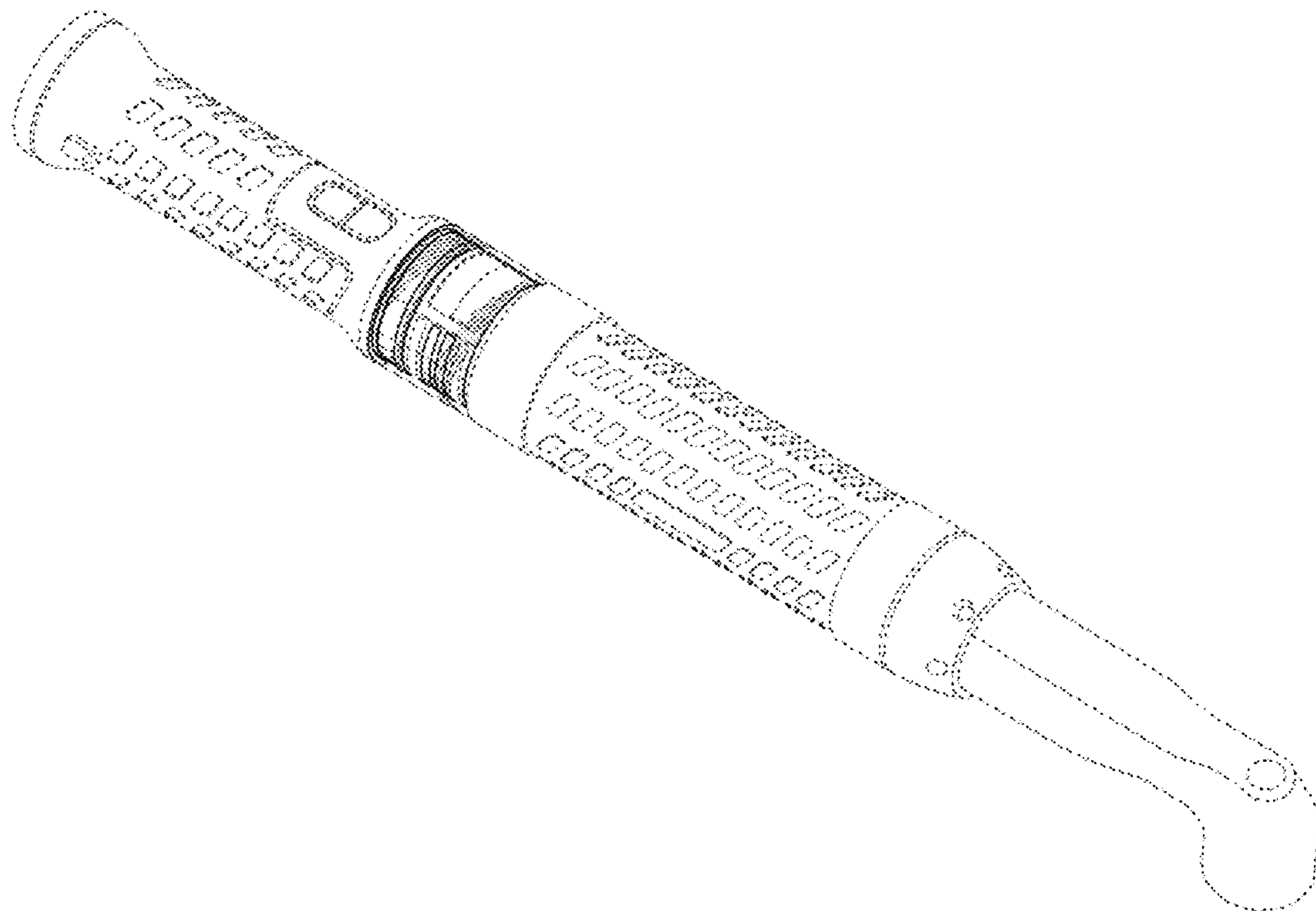
The ornamental design for an indicator panel for a power tool, as shown and described.

DESCRIPTION

FIG. 1 is a perspective view of an indicator panel for a power tool showing our new design;
FIG. 2 is a right side elevation view thereof;
FIG. 3 is a left side elevation view thereof;
FIG. 4 is a front elevation view thereof;
FIG. 5 is a rear elevation view thereof;
FIG. 6 is a top plan view thereof; and,
FIG. 7 is a bottom plan view thereof.

The broken line showing of the power tool is provided for the purpose of illustrating environmental structure and forms no part of the claimed design.

1 Claim, 4 Drawing Sheets



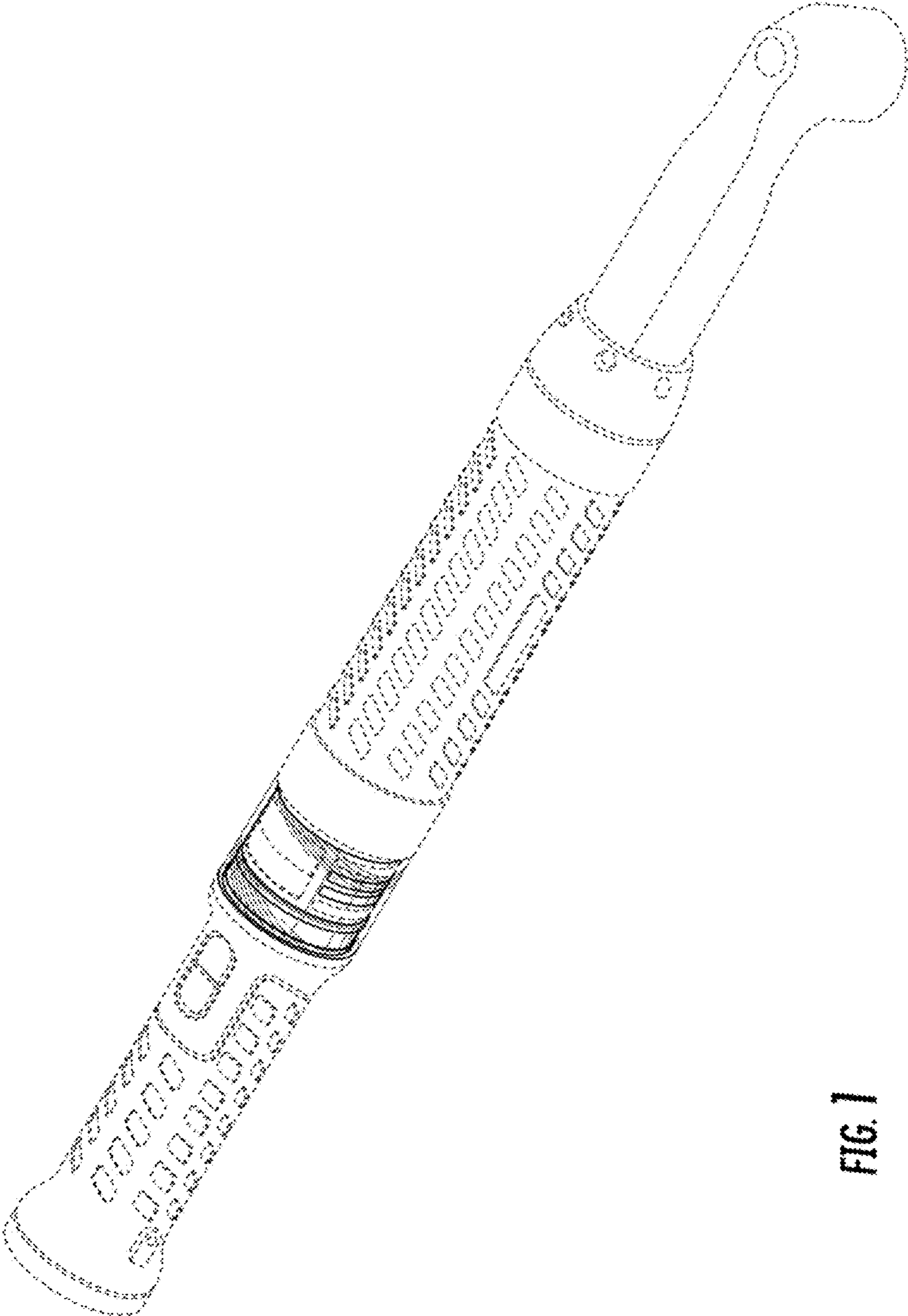


FIG. 1

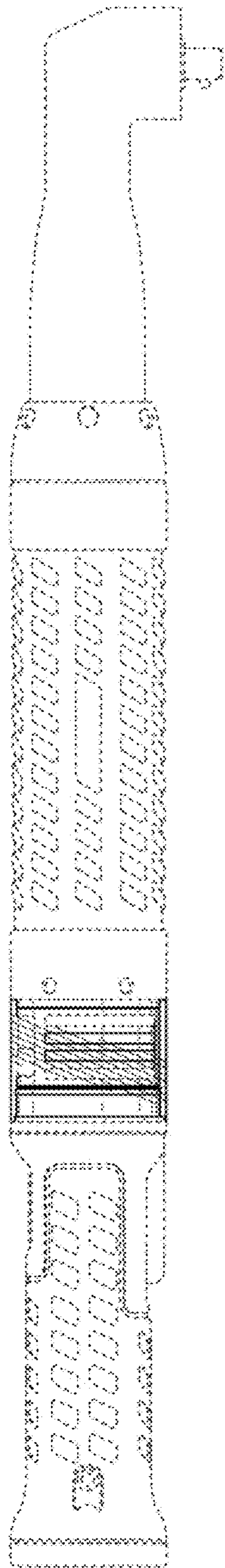


FIG. 2

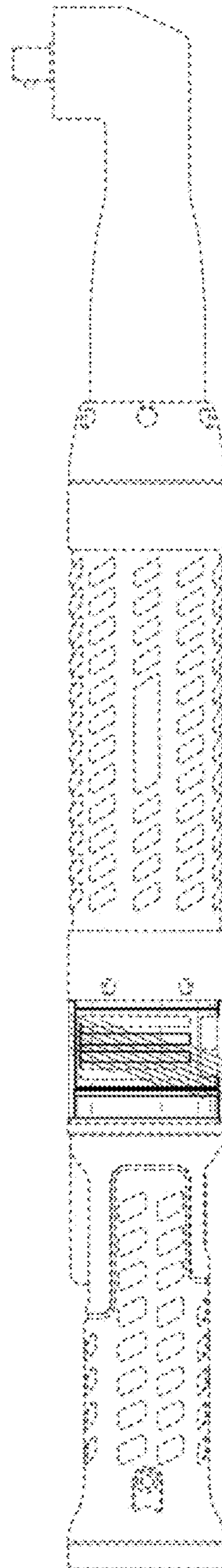


FIG. 3




FIG. 4




FIG. 5




FIG. 6




FIG. 7