



US00D845713S

(12) **United States Design Patent** (10) **Patent No.:** **US D845,713 S**
Zimmermann et al. (45) **Date of Patent:** **** Apr. 16, 2019**

(54) **BOWL**
(71) Applicant: **FIFTYEIGHT Holding GmbH**,
Wiesbaden (DE)
(72) Inventors: **Max Zimmermann**, Frankfurt (DE);
Timm Osterhold, Wiesbaden (DE)
(73) Assignee: **FIFTYEIGHT HOLDING GmbH**,
Wiesbaden (DE)
(**) Term: **15 Years**
(21) Appl. No.: **29/614,160**
(22) Filed: **Aug. 16, 2017**
(30) **Foreign Application Priority Data**
May 17, 2017 (EM) 004005841-0009
(51) **LOC (11) Cl.** **07-01**
(52) **U.S. Cl.**
USPC **D7/539**
(58) **Field of Classification Search**
USPC D9/617, 643, 644, 657; D7/539, 538
CPC A41G 1/005
See application file for complete search history.

(56) **References Cited**
U.S. PATENT DOCUMENTS
3,244,872 A * 4/1966 McCormick F21V 3/023
40/540
D310,023 S * 8/1990 Dembiczak 428/35.2
D317,254 S * 6/1991 Dembiczak 428/35.2
D333,997 S * 3/1993 Huang D10/118
D337,614 S * 7/1993 Turner D11/151
D345,621 S * 3/1994 McLaughlin, II D11/121
D351,779 S * 10/1994 Allison D21/659


D391,154 S * 2/1998 Kramer D11/121
D431,977 S * 10/2000 Borges D11/128
D454,936 S * 3/2002 Catelli D21/816
D559,727 S * 1/2008 Garrison D11/117
D594,279 S * 6/2009 Ablo D7/500
D623,555 S * 9/2010 Reithlingshoefer D11/125
D663,409 S * 7/2012 Browder D23/367
D666,460 S * 9/2012 Kolano D7/628
D677,372 S * 3/2013 Browder D23/367
D701,732 S * 4/2014 Ehrenhaus D7/539
D702,558 S * 4/2014 Sanders D9/519
9,239,139 B2 * 1/2016 McCauley F21K 9/64
D762,516 S * 8/2016 Cobos D11/125
D794,991 S * 8/2017 Vazin D7/301
D828,760 S * 9/2018 Caly D9/644
2001/0036073 A1 * 11/2001 Trease A41G 1/005
362/154
2003/0156415 A1 * 8/2003 Blatherwick A63H 33/22
362/293

* cited by examiner
Primary Examiner — Cynthia R Underwood

(57) **CLAIM**
We claim the ornamental design for a bowl, as shown and described.

DESCRIPTION
FIG. 1 is a front perspective view of our new design for a bowl, featuring the top and left sides thereof; FIG. 2 is a front elevational view thereof; FIG. 3 is a rear elevational view thereof; FIG. 4 is a left side elevational view thereof; FIG. 5 is a right side elevational view thereof; FIG. 6 is a top elevational view thereof; FIG. 7 is a bottom elevational view thereof; and, FIG. 8 is a bottom perspective view thereof.

1 Claim, 8 Drawing Sheets






FIG. 1




FIG. 2




FIG. 3




FIG. 4




FIG. 5

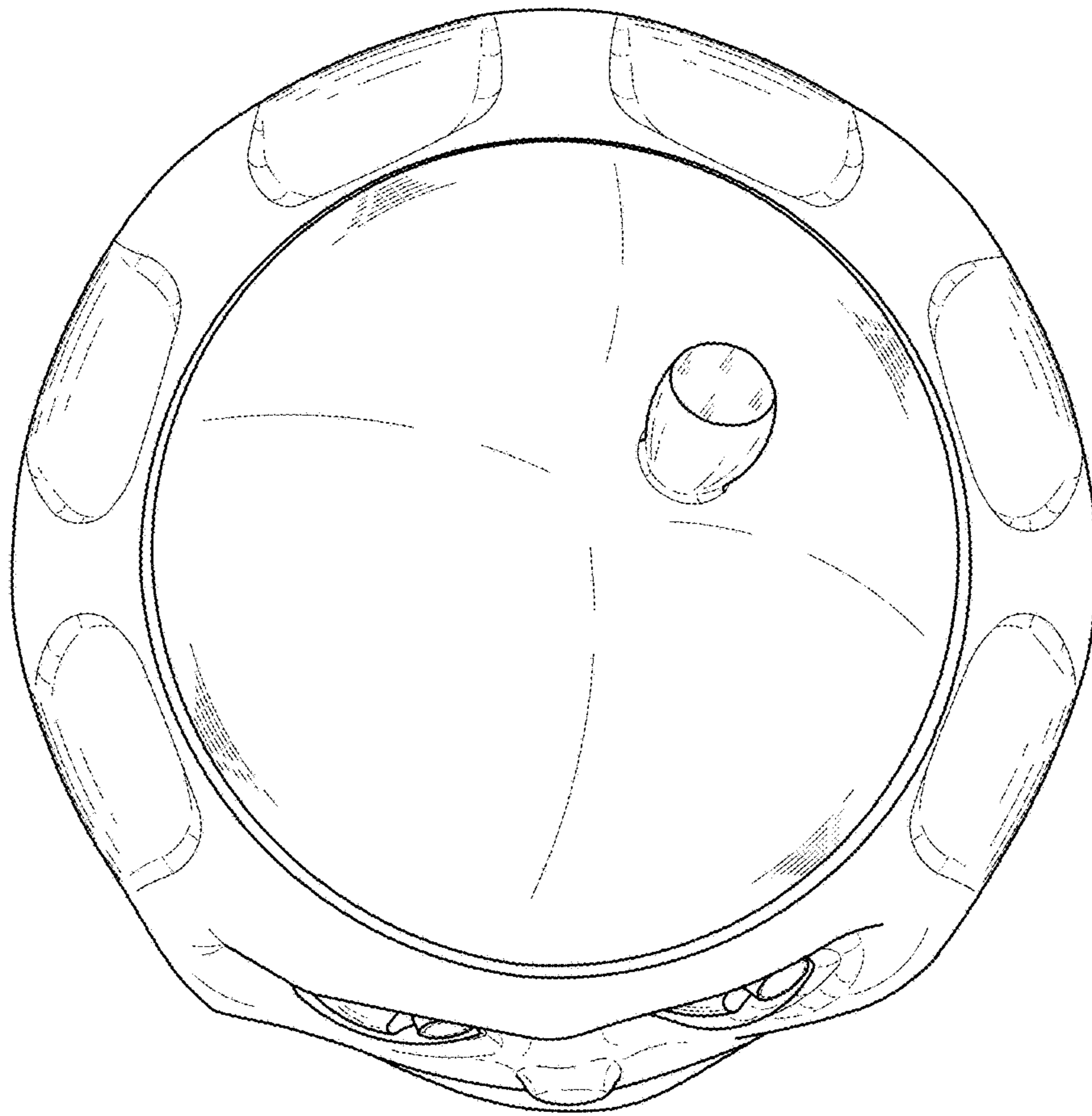


FIG. 6

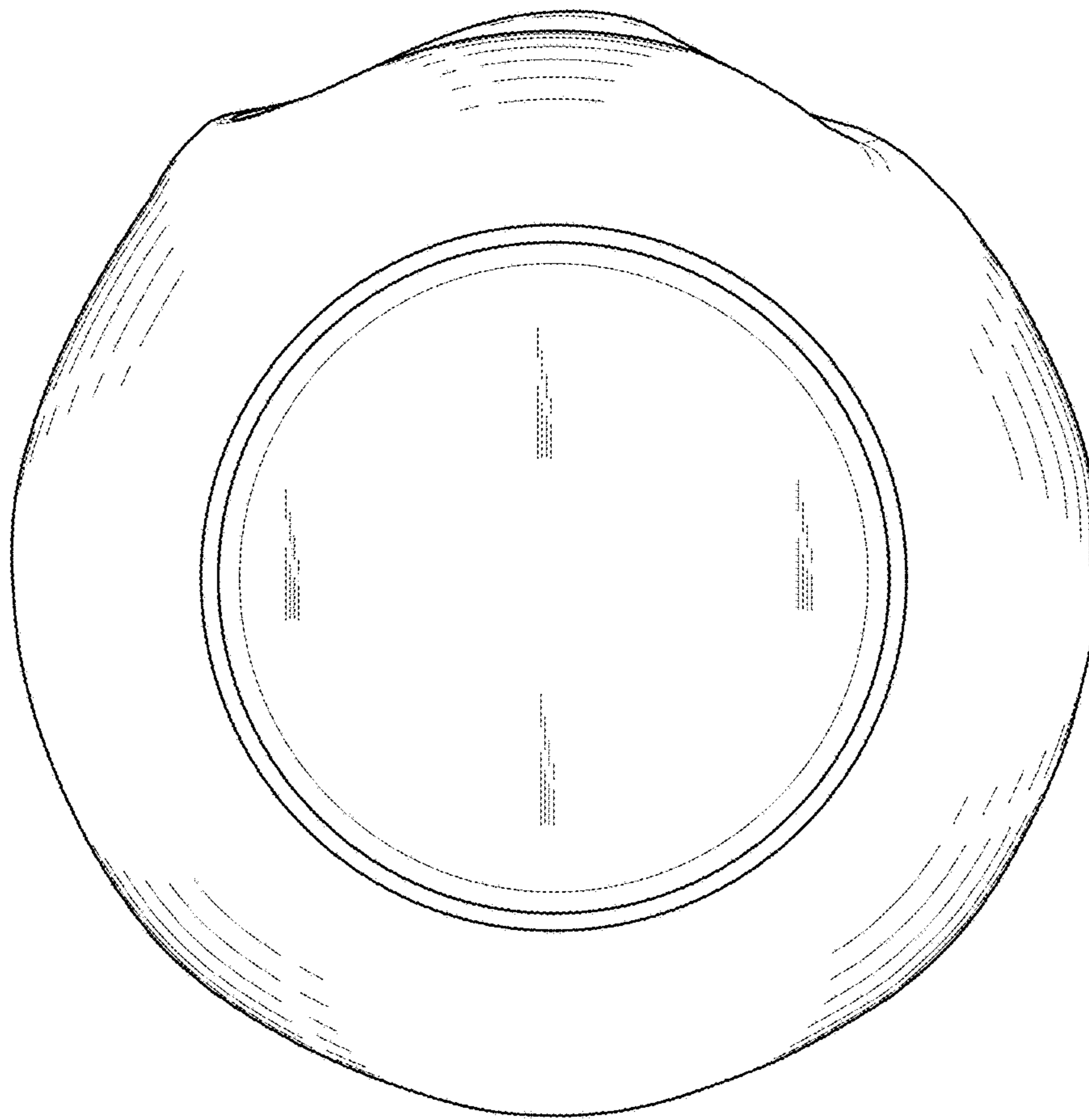


FIG. 7

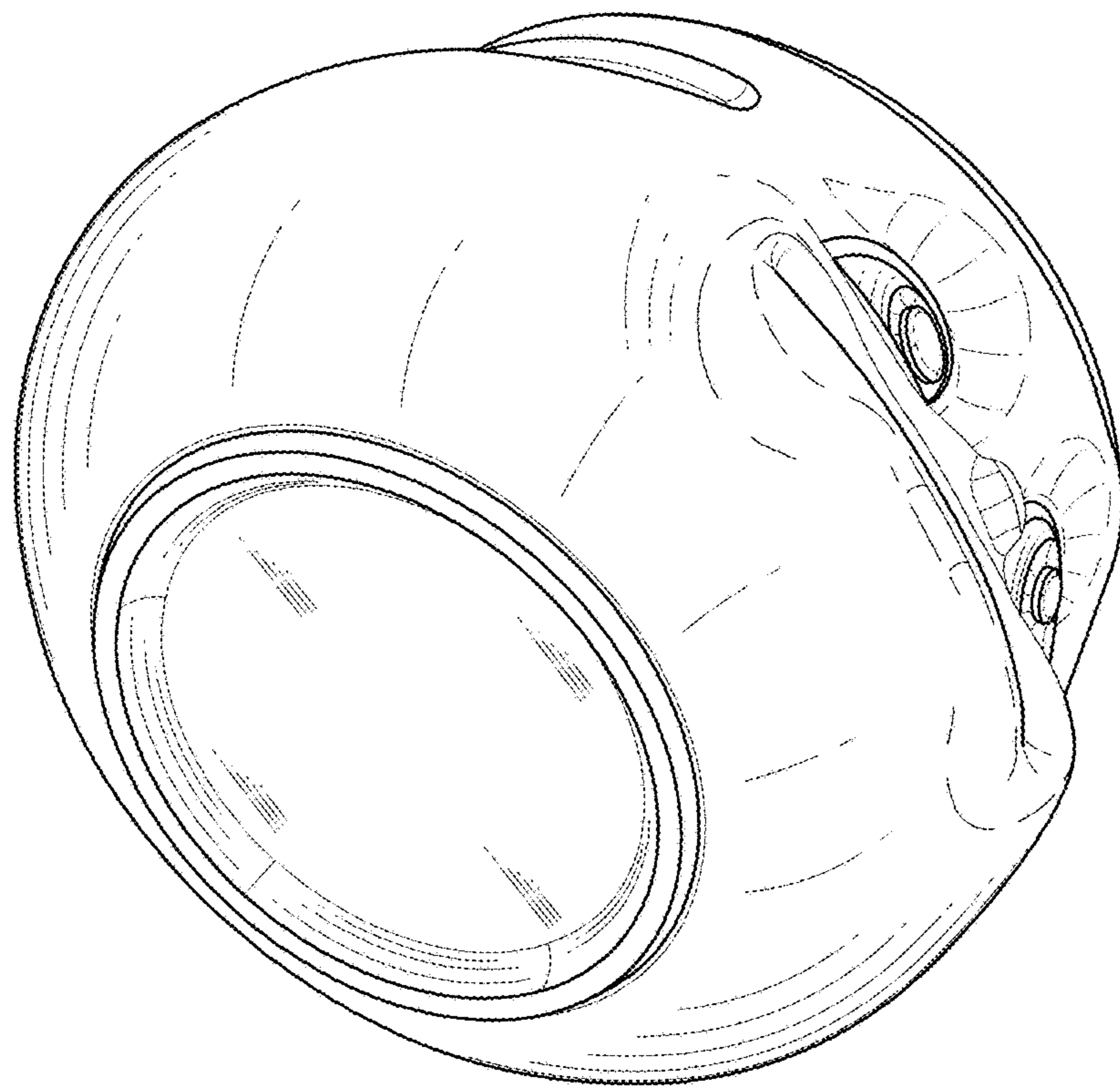


FIG. 8