



US00D845709S

(12) **United States Design Patent** (10) **Patent No.:** **US D845,709 S**
Mince (45) **Date of Patent:** **** Apr. 16, 2019**

(54) **CHARCOAL STARTER PLATFORM**
(71) Applicant: **William Loyd Mince**, Menlo Park, CA (US)
(72) Inventor: **William Loyd Mince**, Menlo Park, CA (US)
(73) Assignee: **EZ Flame BBQ, Inc.**, Menlo Park, CA (US)

D471,762 S * 3/2003 McClaskey D7/417
7,204,864 B2 * 4/2007 Stephens C10L 5/36
44/530
D761,055 S * 7/2016 Marcorin D7/402
D784,759 S * 4/2017 Nadal D7/407
9,848,733 B2 * 12/2017 Mince A47J 37/079
10,021,889 B2 * 7/2018 Vinett A23B 4/052
2015/0047626 A1 * 2/2015 Mince A47J 37/079
126/25 B
2017/0042377 A1 * 2/2017 Mince A47J 37/079

(**) Term: **15 Years**
(21) Appl. No.: **29/672,224**

FOREIGN PATENT DOCUMENTS
KR 300743733.0000 * 5/2014

(22) Filed: **Dec. 4, 2018**
(51) **LOC (11) Cl.** **07-99**
(52) **U.S. Cl.**
USPC **D7/417**
(58) **Field of Classification Search**
USPC D7/402, 407, 409, 416, 417
CPC A47J 37/079; F23Q 7/02; F23Q 13/04;
A23B 4/052
See application file for complete search history.

OTHER PUBLICATIONS
<https://www.amazon.com/EZ-Flame-BBQ-Charcoal-Eco-Friendly/dp/B01N64CIKI> Earliest review May 23, 2017 (Year: 2017).*

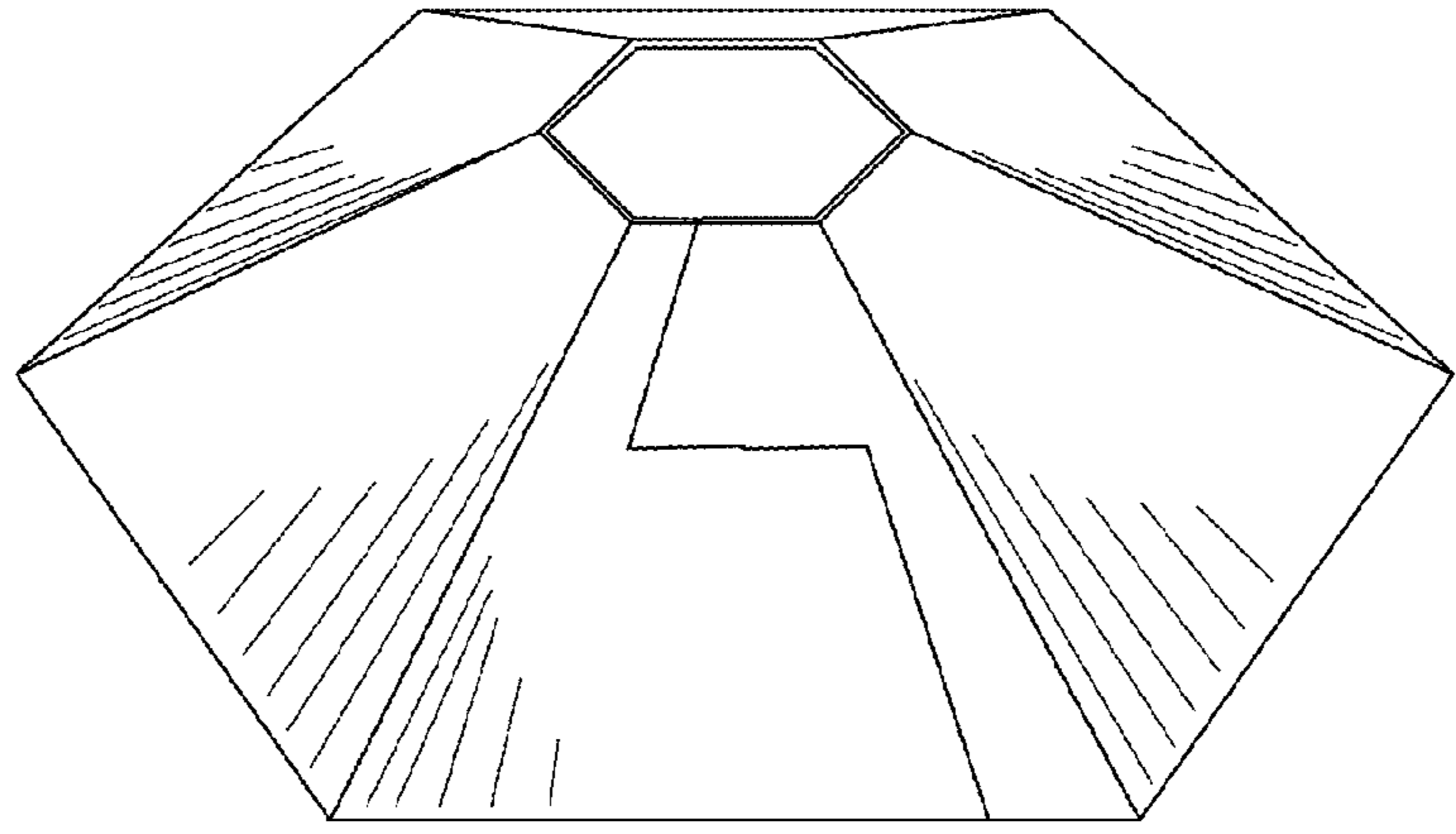
(56) **References Cited**
U.S. PATENT DOCUMENTS
1,919,407 A * 7/1933 Wood A01G 13/06
126/15 R
3,934,520 A * 1/1976 Brennan A47J 37/079
126/25 B
D258,528 S * 3/1981 Noose D7/417
D262,053 S * 11/1981 Gavino D7/417
4,311,130 A * 1/1982 Noose F23Q 13/00
126/25 B
D277,224 S * 1/1985 Cole D7/417
5,197,455 A * 3/1993 Tessien A47J 37/079
126/144
D356,008 S * 3/1995 Reiger D7/388
D453,372 S * 2/2002 Pecoskie D23/332
D459,154 S * 6/2002 Liu D7/417

* cited by examiner
Primary Examiner — Leanne Was-Englehart
(74) *Attorney, Agent, or Firm* — Temmerman Law Office; Mathew J. Temmerman

(57) **CLAIM**
I claim the ornamental design for a charcoal starter platform, as shown and described.

DESCRIPTION
FIG. 1 is a perspective view as seen from the upper right of a charcoal starter platform, showing my new design;
FIG. 2 is a front side view thereof;
FIG. 3 is a back side view thereof;
FIG. 4 is a left side view thereof;
FIG. 5 is a right side view thereof;
FIG. 6 is a plan view thereof; and,
FIG. 7 is a bottom view thereof.

1 Claim, 5 Drawing Sheets



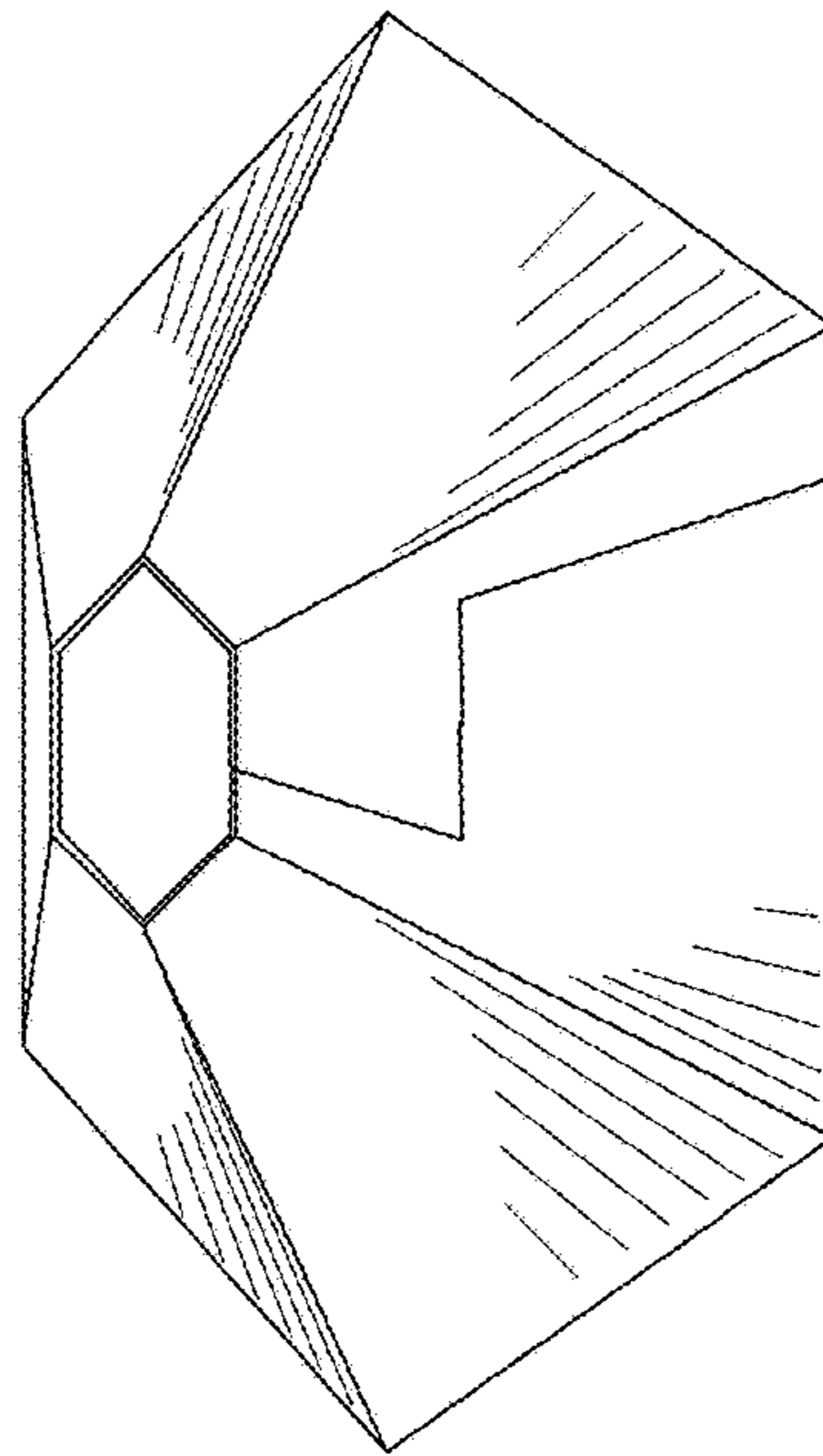


FIG. 1



FIG. 2

FIG. 3

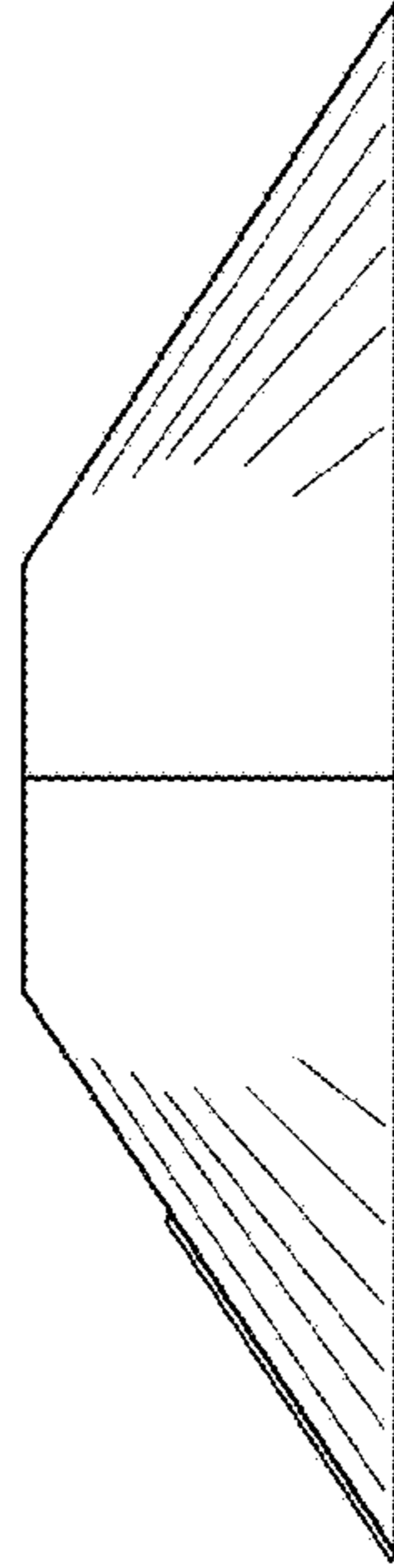


FIG. 4

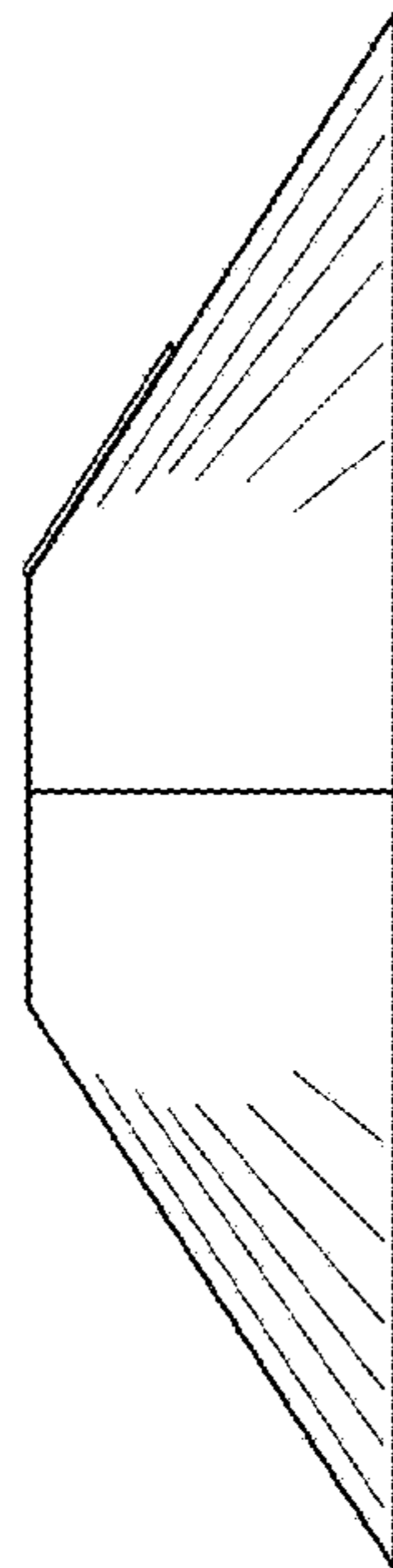


FIG. 5

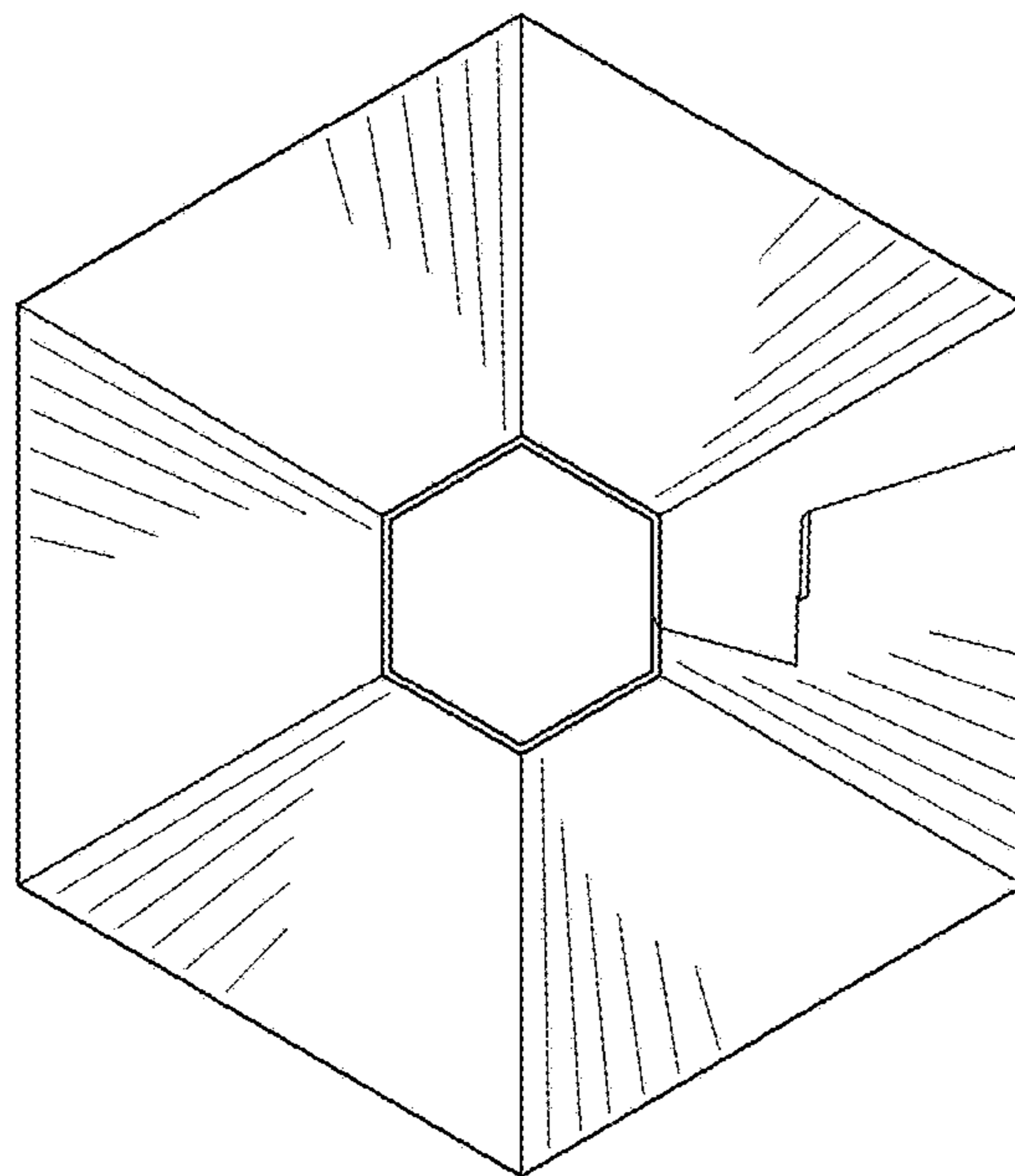


FIG. 6

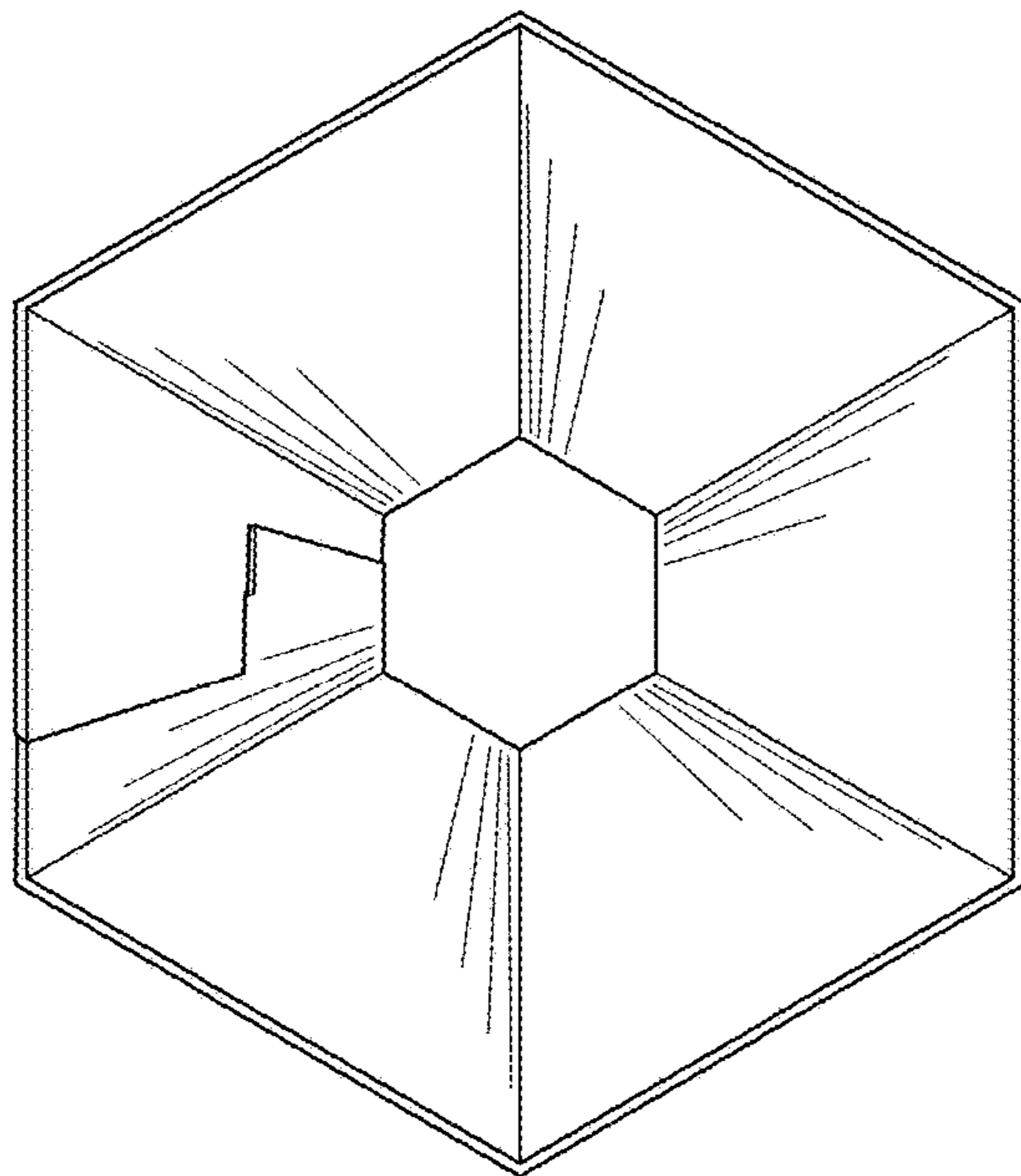


FIG. 7