



US00D845686S

(12) **United States Design Patent**
Mandon et al.

(10) **Patent No.:** **US D845,686 S**
(45) **Date of Patent:** **** Apr. 16, 2019**

(54) **DISPLAY STRUCTURE**
(71) Applicant: **Apple Inc.**, Cupertino, CA (US)
(72) Inventors: **Kully Kraig Mandon**, San Francisco, CA (US); **Casey Feeney**, Los Gatos, CA (US); **Jean-Marc Gady**, Los Gatos, CA (US); **Bridget Cinquegrano**, San Francisco, CA (US)
(73) Assignee: **Apple Inc.**, Cupertino, CA (US)

D89,801 S * 5/1933 Speidel D11/20
D150,682 S * 8/1948 Duester D11/20
D163,754 S 6/1951 Houpt
2,587,810 A * 3/1952 Beyer F16L 37/092
220/232
3,183,010 A * 5/1965 Bram F16L 21/04
277/618
3,205,468 A * 9/1965 Henschen H01R 13/33
24/115 N
3,373,748 A * 3/1968 MacCormack B42B 5/10
402/70
4,733,544 A * 3/1988 Londaro A44C 7/00
24/705

(**) Term: **15 Years**

(Continued)

(21) Appl. No.: **29/593,108**

FOREIGN PATENT DOCUMENTS

(22) Filed: **Feb. 6, 2017**

JP 1418952 7/2011
WO DM041938 10/1997

Related U.S. Application Data

(63) Continuation of application No. 29/522,930, filed on Apr. 3, 2015, now Pat. No. Des. 778,087.

Primary Examiner — Ricky Pham

(74) *Attorney, Agent, or Firm* — Sterne, Kessler, Goldstein & Fox P.L.L.C.

(51) **LOC (11) Cl.** **06-04**

(52) **U.S. Cl.**

USPC **D6/702**

(58) **Field of Classification Search**

USPC D6/657, 661.3, 662, 702, 703, D6/703.1–703.4, 705.4, 713, 717; D11/3, D11/5, 20; D14/486, 489; D21/693; D24/143; D25/48.3, 138; D28/41
CPC .. A44C 7/00; A45D 8/00; A47B 47/03; A47B 47/042; A47B 47/0091; A01K 63/006; B21F 35/003; B42B 5/10; D02G 3/32; E06B 7/21; F16B 12/02; F16F 1/045; F16F 1/123; F16F 3/04; F16L 21/04; F16L 37/092; H01R 13/33

See application file for complete search history.

(57) **CLAIM**

The ornamental design for a display structure, as shown and described.

DESCRIPTION

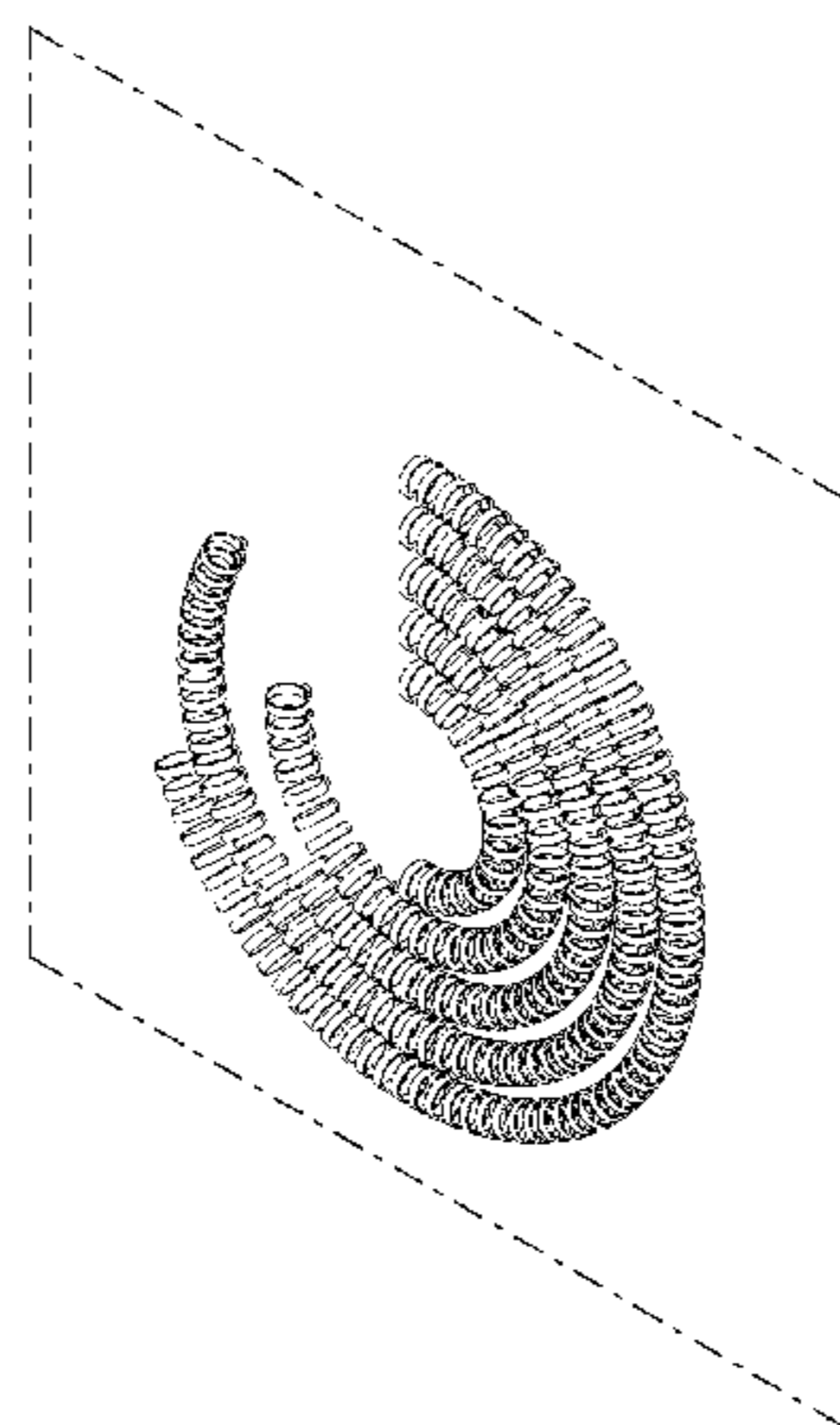
FIG. 1 is a top right front perspective view of a display structure showing the claimed design;
FIG. 2 is a bottom left front perspective view thereof;
FIG. 3 is a front view thereof;
FIG. 4 is a left side view thereof;
FIG. 5 is a right side view thereof;
FIG. 6 is a top view thereof; and,
FIG. 7 is a bottom view thereof.
The dot-dash lines in the figures show boundaries that form no part of the claimed design.

(56) **References Cited**

U.S. PATENT DOCUMENTS

274,715 A * 3/1883 Buckley B21F 35/003
267/180
1,627,255 A * 5/1927 Smith D02G 3/32
57/225

1 Claim, 4 Drawing Sheets



(56)

References Cited

U.S. PATENT DOCUMENTS

4,826,144 A * 5/1989 Balsells F16F 1/045
 267/1.5
 D334,900 S * 4/1993 Bulgari D11/5
 D356,908 S 4/1995 Johansson
 5,791,638 A * 8/1998 Balsells F16F 3/04
 267/167
 D407,818 S * 4/1999 Mariant D24/143
 D423,975 S * 5/2000 Graziano D11/20
 D567,535 S 4/2008 Hentschker
 D579,229 S 10/2008 De La Serve et al.
 D590,630 S 4/2009 Singler et al.
 D591,079 S 4/2009 Singler et al.
 D591,979 S 5/2009 Singler et al.
 D602,281 S 10/2009 Guidry et al.
 D628,278 S 11/2010 Archiutti et al.
 D679,521 S 4/2013 Hamm et al.
 D693,156 S 11/2013 Hamm et al.
 D698,996 S * 2/2014 Krasniansky D28/41
 D721,724 S * 1/2015 Horst D14/486
 D726,219 S * 4/2015 Chaudhri D14/489
 D757,870 S * 5/2016 Leslie D21/693
 9,394,957 B2 * 7/2016 Meier F16F 1/123
 D769,021 S 10/2016 Green et al.
 D770,203 S 11/2016 Thaler et al.
 D778,087 S * 2/2017 Mandon D6/657
 D782,222 S * 3/2017 Oleynik D6/661.3
 D821,650 S * 6/2018 Tsai D28/41
 D824,274 S * 7/2018 Trafton D11/3
 D830,410 S * 10/2018 Butcher D14/489
 2009/0301510 A1 * 12/2009 Hsu A45D 8/00
 132/273
 2014/0259617 A1 * 9/2014 Kompa F16F 1/045
 29/450

* cited by examiner

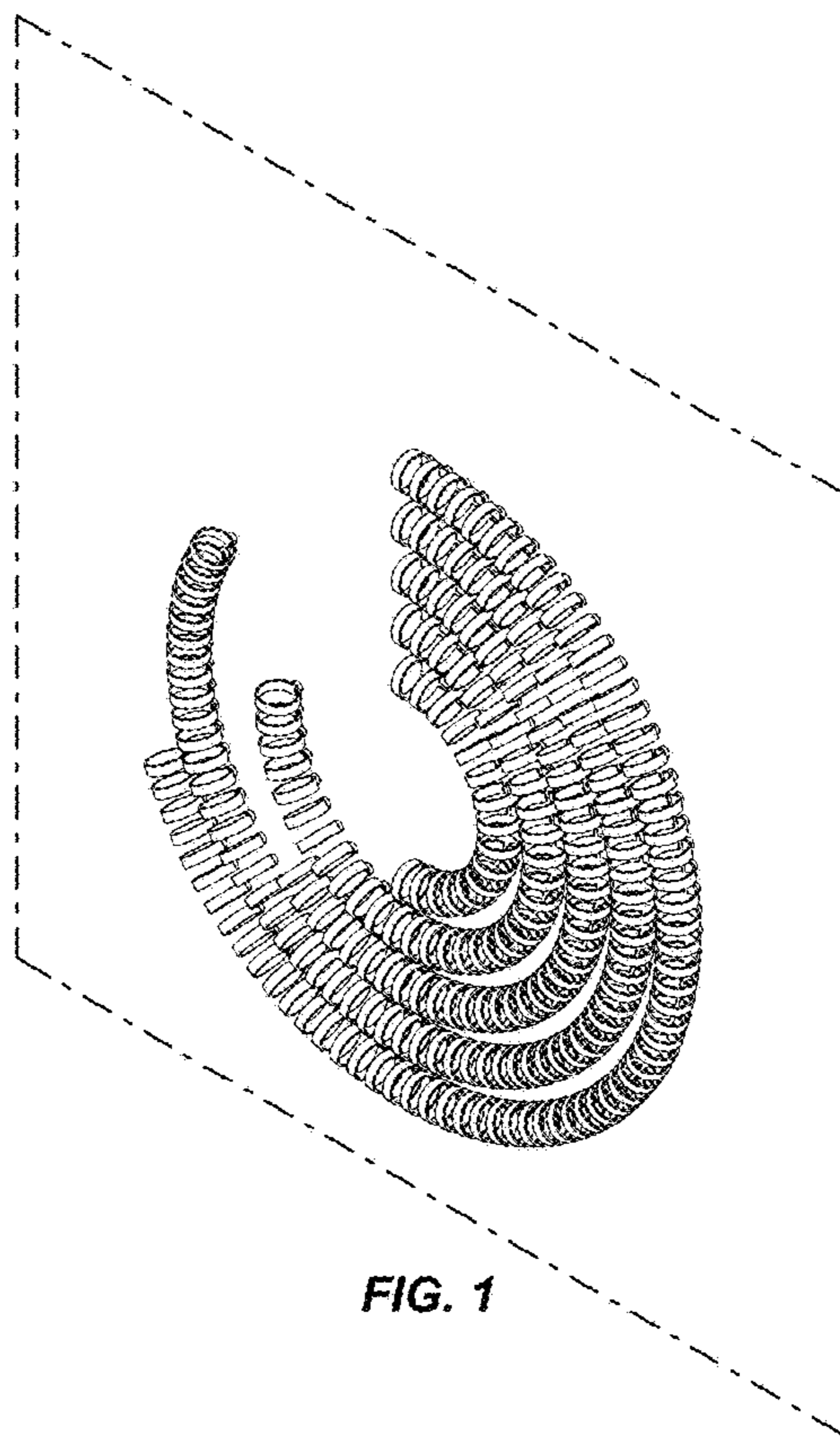


FIG. 1

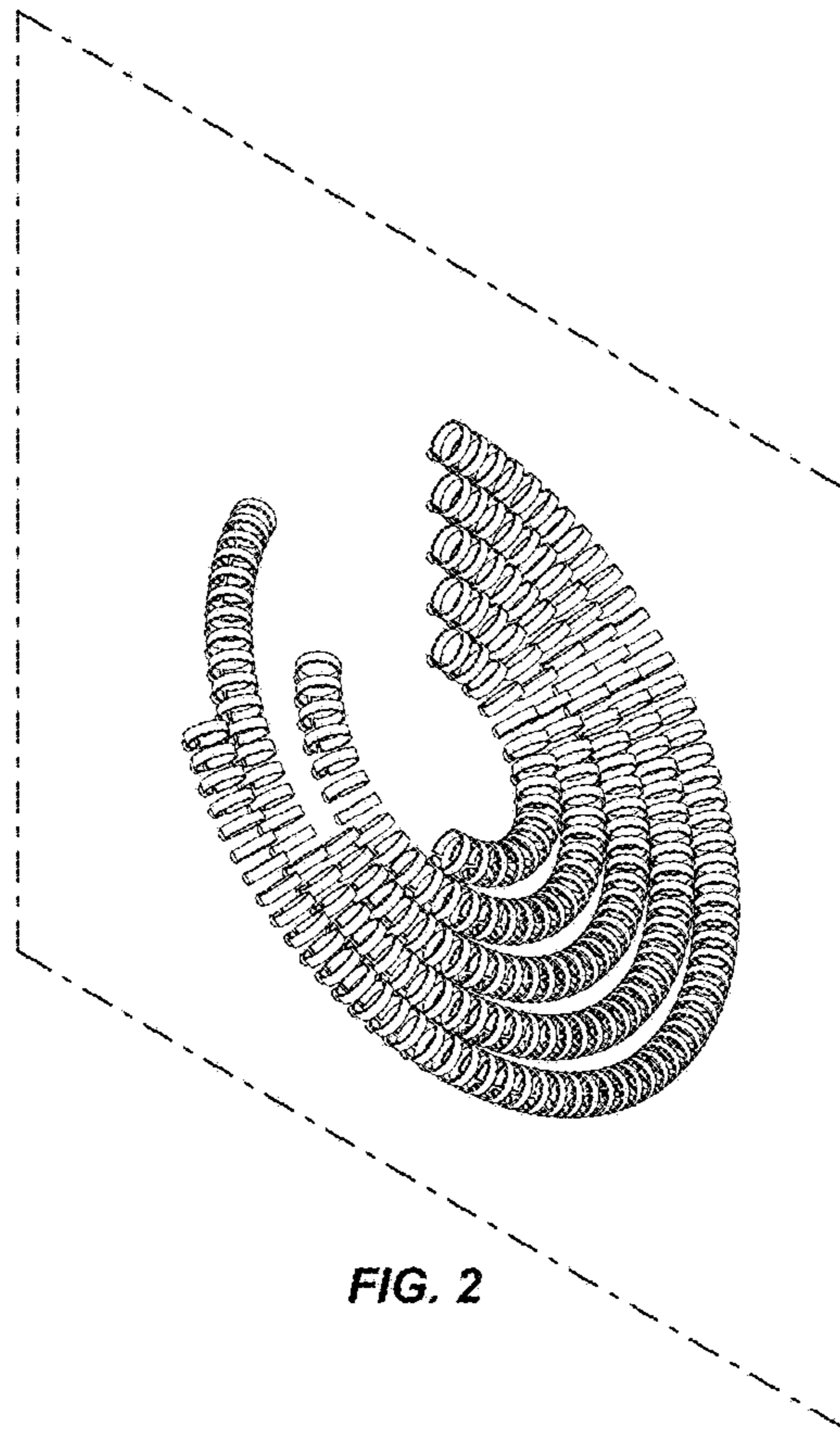


FIG. 2

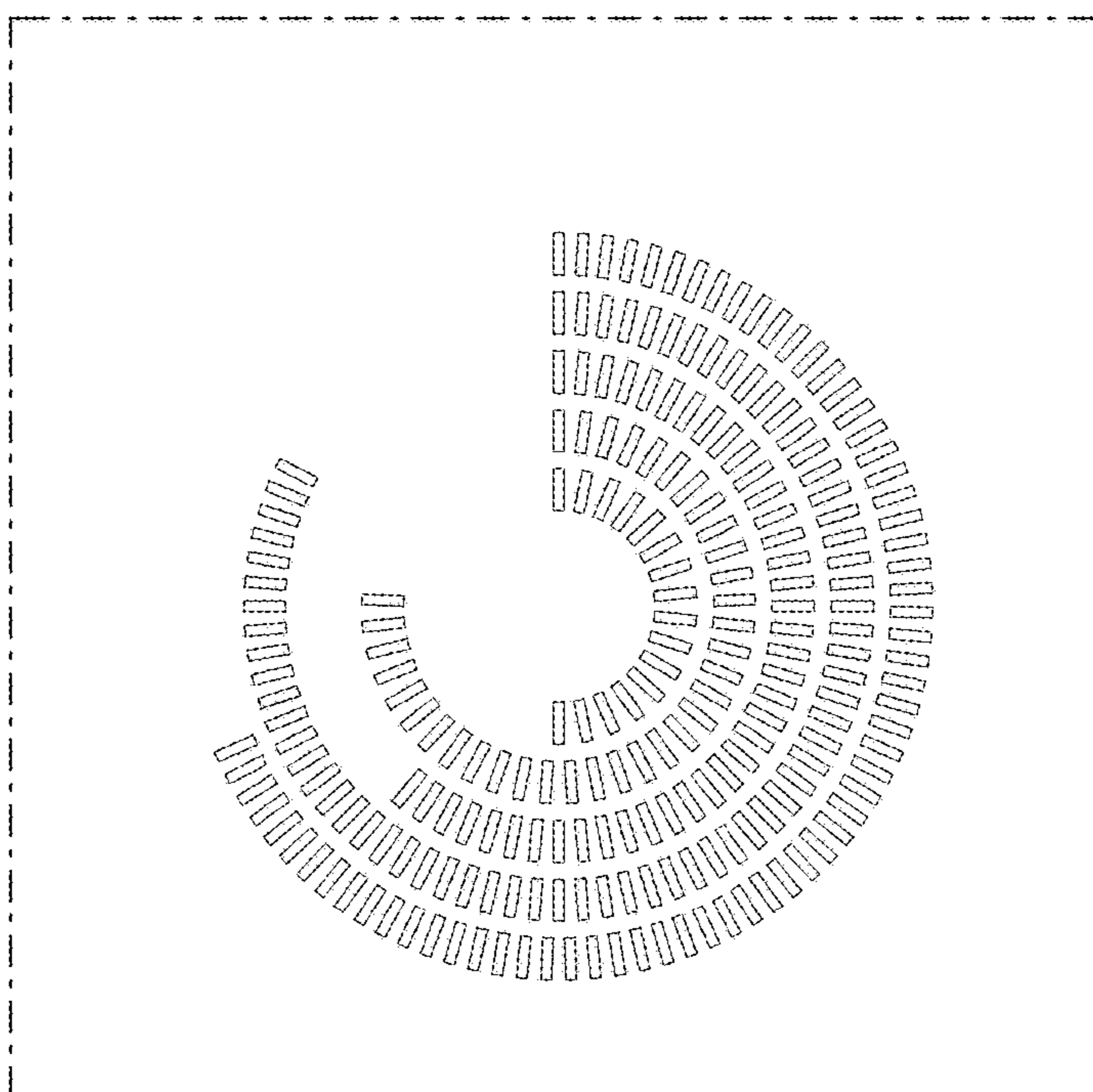


FIG. 3



FIG. 4



FIG. 5



FIG. 6



FIG. 7