



US00D845677S

(12) **United States Design Patent** (10) **Patent No.:** **US D845,677 S**
Desodt et al. (45) **Date of Patent:** **** *Apr. 16, 2019**

(54) **MATTRESS COVER**

FOREIGN PATENT DOCUMENTS

(71) Applicant: **Tempur-Pedic Management, LLC**,
Lexington, KY (US)

AU 201710514 3/2017
AU 201711496 4/2017

(Continued)

(72) Inventors: **Hortense Desodt**, San Francisco, CA
(US); **Fabian Herrmann**, Tiburon, CA
(US); **Martin John Kay**, San
Francisco, CA (US)

OTHER PUBLICATIONS

TEMPUR-Cloud Supreme, [site visited Mar. 29, 2018]. Available
from Internet, <URL:https://www.tempurpedic.com/shop-mattresses/
tempur-cloud-supreme/v/692/> (Year: 2018).*

(Continued)

(73) Assignee: **Tempur World, LLC**, Lexington, KY
(US)

(*) Notice: This patent is subject to a terminal dis-
claimer.

Primary Examiner — Michelle E. Wilson

Assistant Examiner — Sanjeev Paul

(**) Term: **15 Years**

(74) *Attorney, Agent, or Firm* — Middleton Reutlinger

(21) Appl. No.: **29/622,643**

(57) **CLAIM**

The ornamental design for a mattress cover, as shown and
described.

(22) Filed: **Oct. 18, 2017**

Related U.S. Application Data

DESCRIPTION

(62) Division of application No. 29/572,767, filed on Jul.
29, 2016, now Pat. No. Des. 811,776.

(51) **LOC (11) Cl.** **06-99**

(52) **U.S. Cl.**
USPC **D6/606**

(58) **Field of Classification Search**
USPC D6/333, 349, 355, 375, 388, 512, 563,
D6/564, 595, 596, 601, 604, 611, 707,
(Continued)

FIG. 1 is a front elevational view of the mattress cover of the
present invention;

FIG. 2 is a rear elevational view of the mattress cover of
FIG. 1;

FIG. 3 is a left side elevational view of the mattress cover
of FIG. 1;

FIG. 4 is a right side elevational view of the mattress cover
of FIG. 1;

FIG. 5 is a top view of the mattress cover of FIG. 1;

FIG. 6 is a bottom view of the mattress cover of FIG. 1; and,
FIG. 7 is a perspective view of the mattress cover of FIG. 1.

The broken lines shown in the drawings are included for the
purpose of illustrating unclaimed portions of the mattress
cover and form no part of the claimed design.

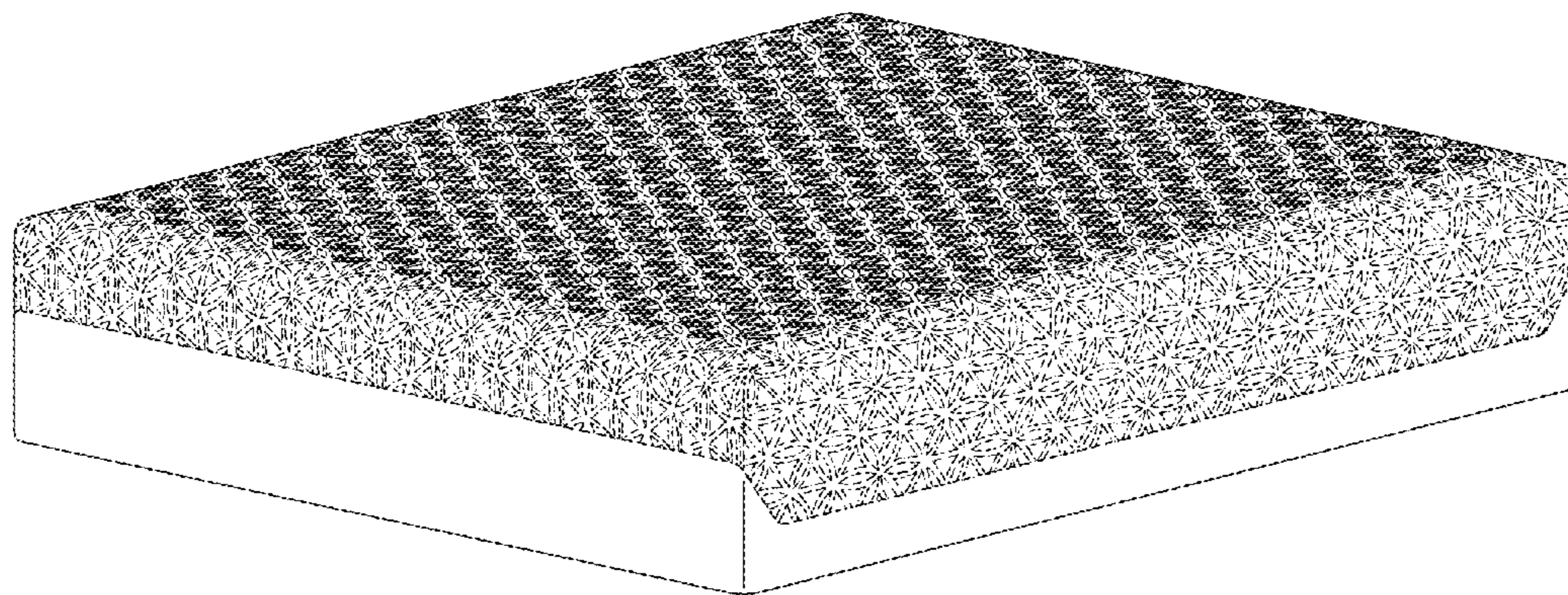
(56) **References Cited**

U.S. PATENT DOCUMENTS

D113,261 S * 2/1939 Fassler D6/603
D356,917 S * 4/1995 Marshburn D5/52

(Continued)

1 Claim, 5 Drawing Sheets



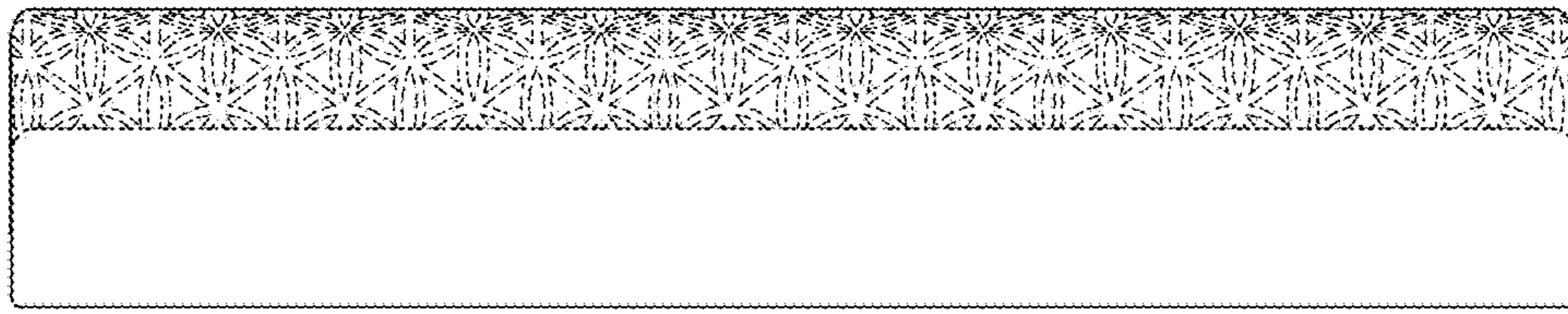


FIG. 1




FIG. 2




FIG. 3

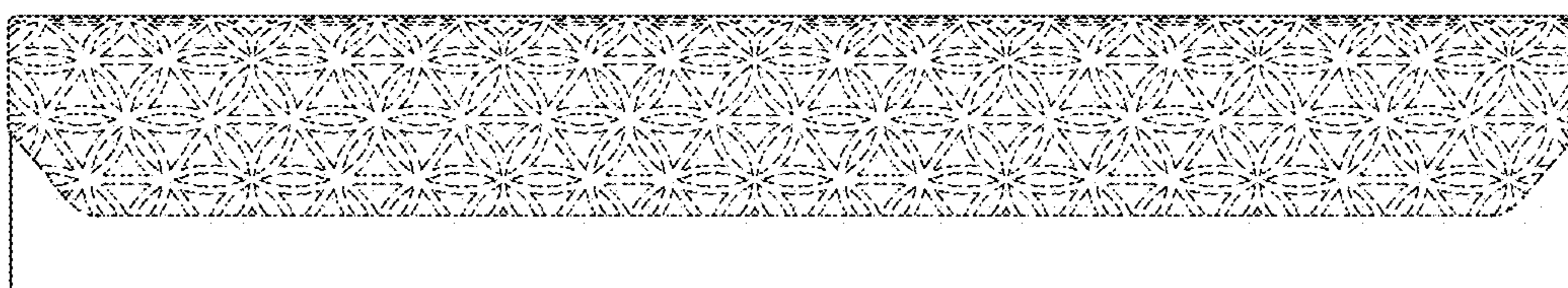


FIG. 4




FIG. 5




FIG. 6

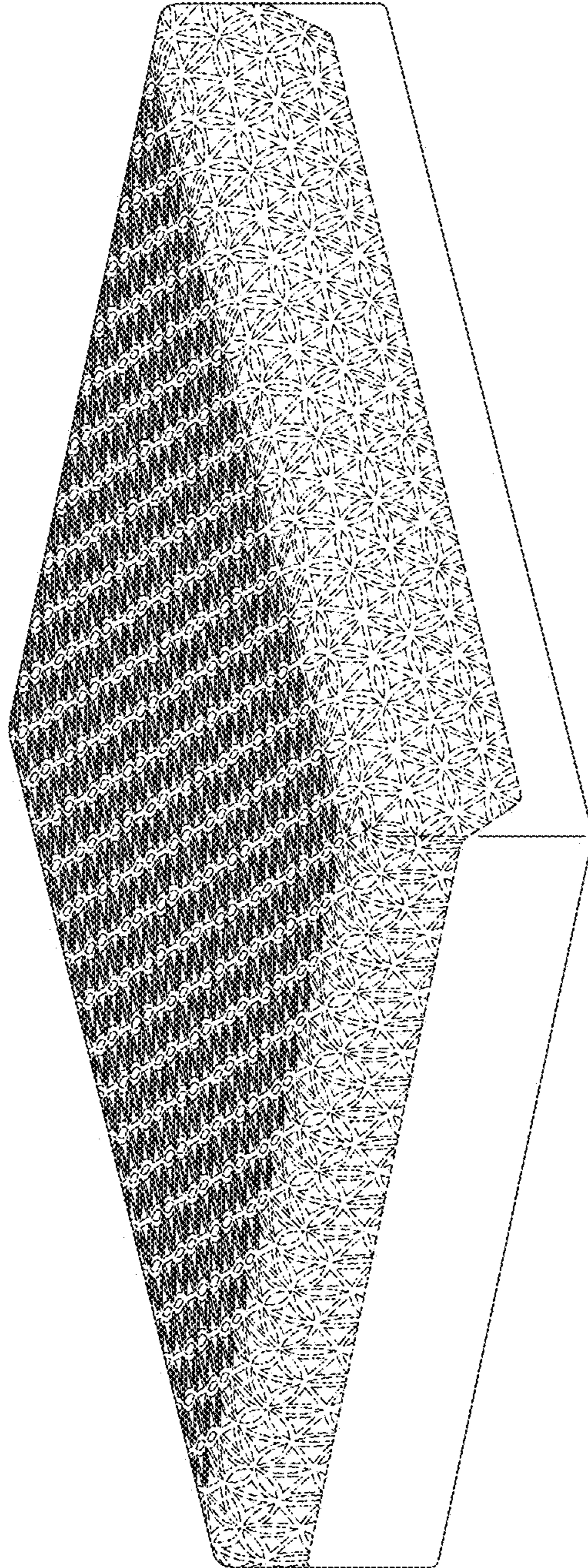


FIG. 7