



US00D845667S

(12) **United States Design Patent** (10) **Patent No.:** **US D845,667 S**
Krause et al. (45) **Date of Patent:** **** Apr. 16, 2019**

(54) **BASKET SPONGE HOLDER**
(71) Applicant: **Scrub Daddy, Inc.**, Folcroft, PA (US)
(72) Inventors: **Aaron C. Krause**, Voorhees, NJ (US);
Aleksandrs Titovs, Folcroft, PA (US)
(73) Assignee: **Scrub Daddy, Inc.**, Folcroft, PA (US)
(**) Term: **15 Years**
(21) Appl. No.: **29/627,859**
(22) Filed: **Nov. 30, 2017**
(51) **LOC (11) Cl.** **06-04**
(52) **U.S. Cl.**
USPC **D6/553**; D6/564
(58) **Field of Classification Search**
USPC D6/553, 564, 539, 524, 525, 536-537,
D6/540, 566, 567, 320; 211/13.1, 74,
211/71.01, 86.01, 75, 88.01, 90.01, 90.03,
211/106, 119, 126.1, 133.5, 181.1, 134,
211/87.01; 248/206.2-206.3; D3/306;
D32/55-56; D7/637; D21/714, 659;
D11/160
CPC .. A47K 1/09; A47K 1/08; A47K 3/281; F16B
47/00
See application file for complete search history.

D637,431 S * 5/2011 Clavette D3/271.11
D690,892 S * 10/2013 Krause D32/40
D709,563 S * 7/2014 Baumann D21/398
D776,890 S * 1/2017 Reaux D32/40
D784,644 S * 4/2017 Reaux D32/40
D786,366 S * 5/2017 Hochstrasser D21/623
D801,081 S * 10/2017 Krause D6/553
D815,785 S * 4/2018 Reaux D32/52

OTHER PUBLICATIONS

Amazon.com, Sponge Caddy by the makers of the Original Scrub Daddy, Sep. 30, 2017, <https://www.amazon.com/Sponge-makers-Original-Scrub-Daddy/dp/B074FG7RJQ/> (Year: 2017).*

* cited by examiner

Primary Examiner — David G Muller
Assistant Examiner — Nathan M Johnston
(74) *Attorney, Agent, or Firm* — Norman E. Lehrer


(57) **CLAIM**
The ornamental design for a basket sponge holder, as shown and described.

DESCRIPTION

FIG. 1 is a front elevation view of a basket sponge holder showing our new design;
FIG. 2 is a rear elevation view thereof;
FIG. 3 is a top plan view thereof;
FIG. 4 is a bottom plan view thereof;
FIG. 5 is a right side elevation view thereof, the left side elevation being the mirror image thereof;
FIG. 6 is a bottom, front perspective view thereof; and,
FIG. 7 is a bottom, rear perspective view thereof.
The material shown in broken lines in FIG. 1 does not form a part of the claimed invention.

1 Claim, 2 Drawing Sheets

(56) **References Cited**
U.S. PATENT DOCUMENTS
D196,596 S * 10/1963 Carr D21/630
D397,382 S * 8/1998 Gensler D21/648
D438,271 S * 2/2001 Wall D11/160
D571,515 S * 6/2008 Krause D32/40
D609,761 S * 2/2010 Burger D21/714



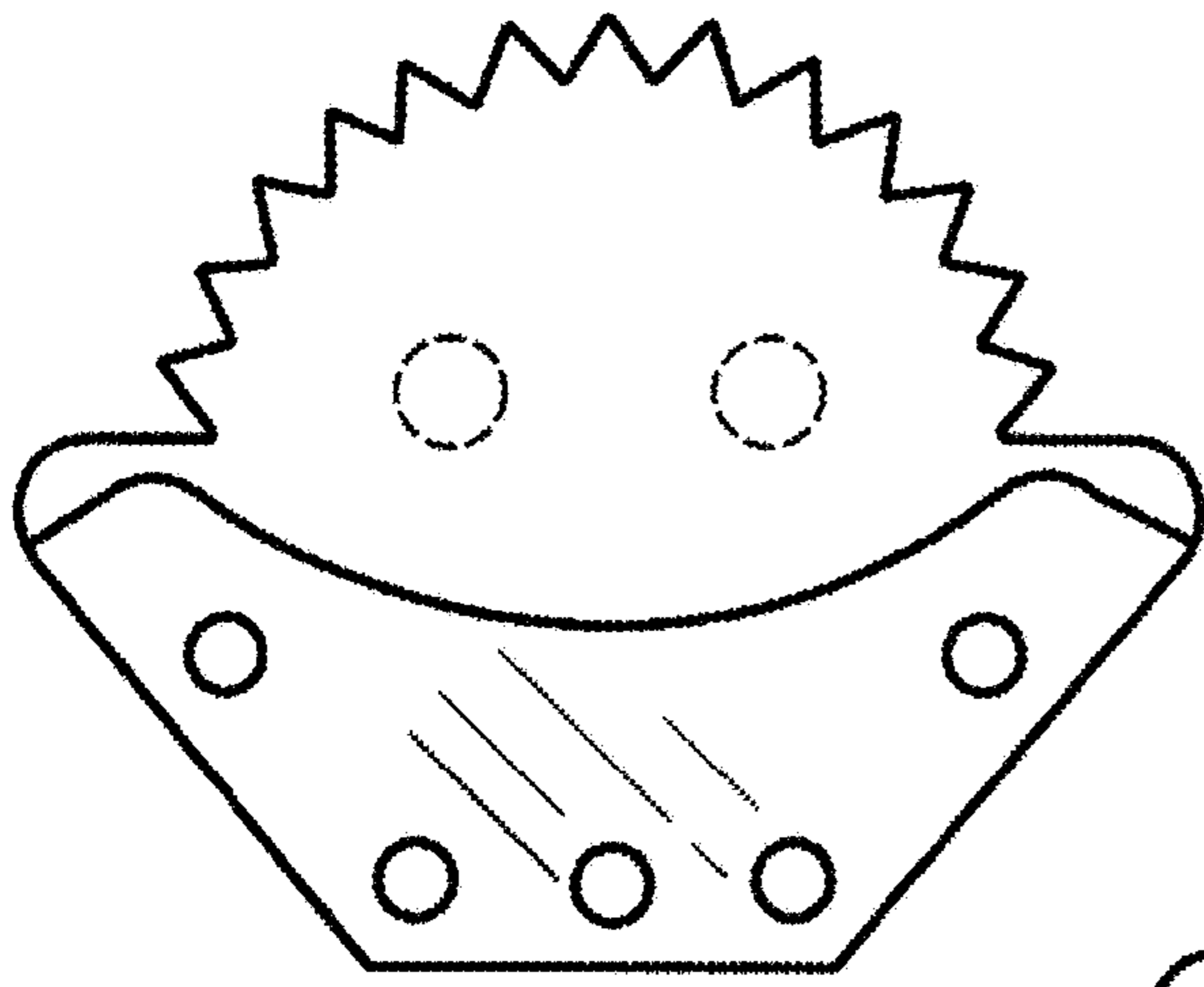


FIG. 1




FIG. 2




FIG. 3

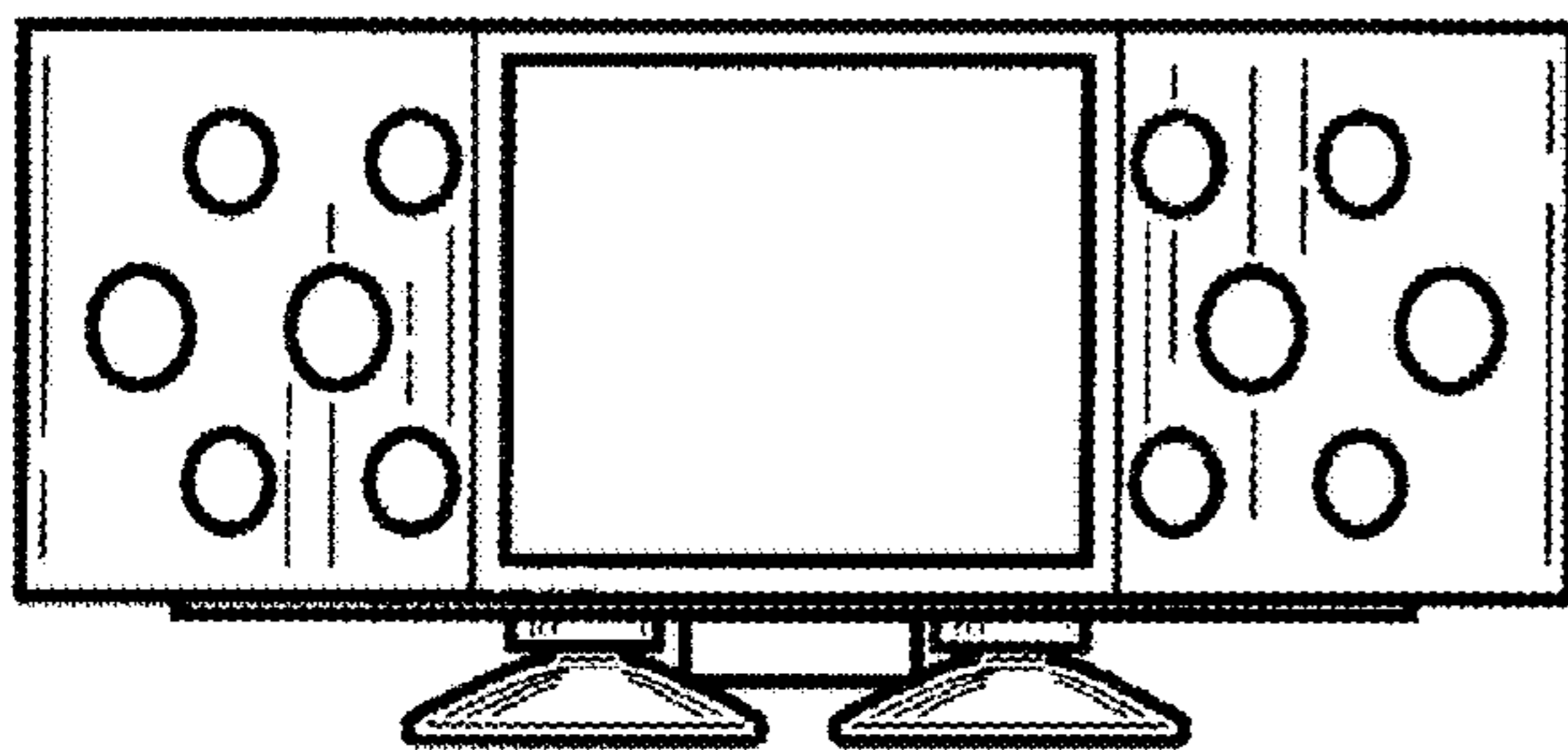


FIG. 4

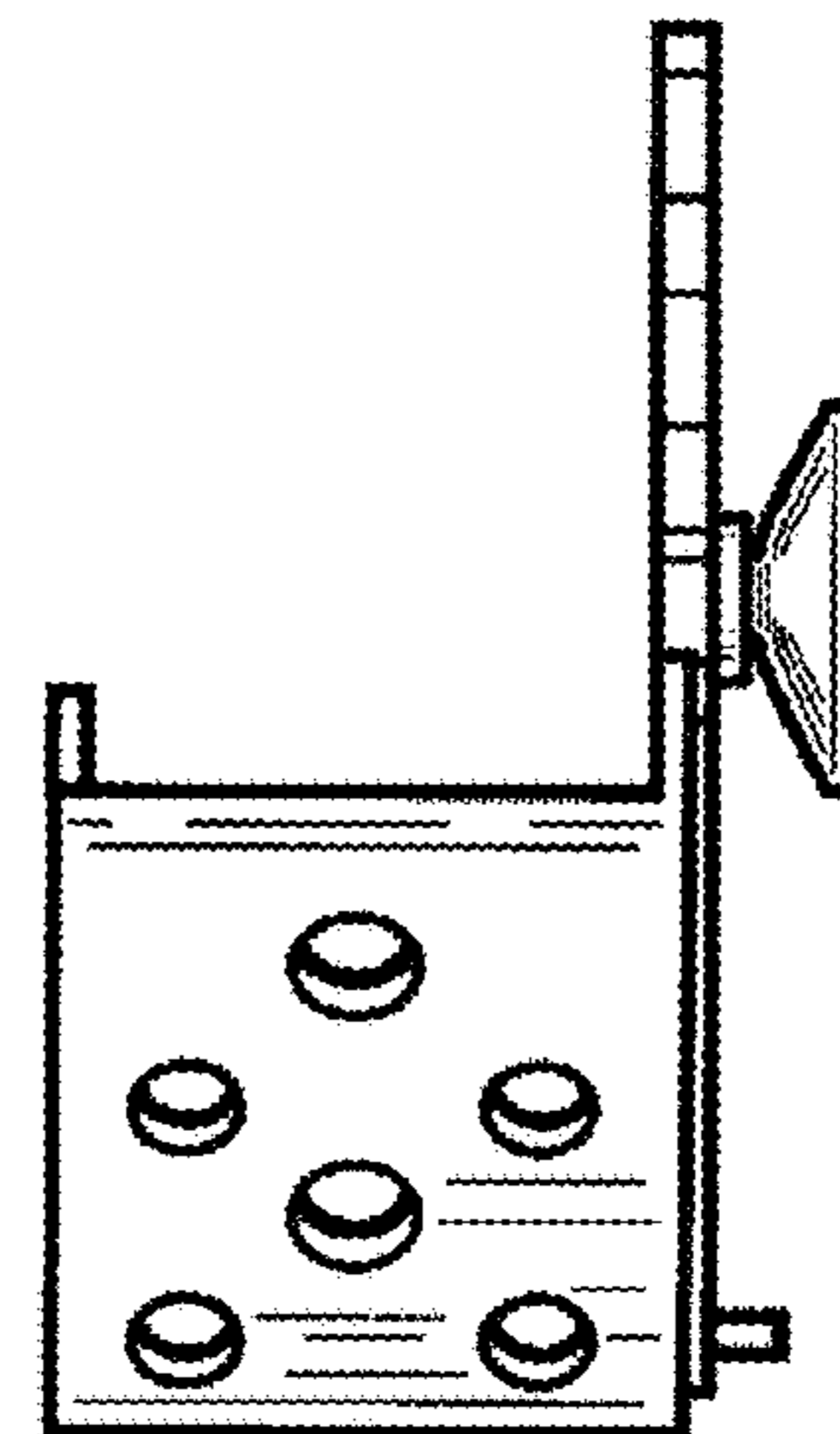


FIG. 5




FIG. 6

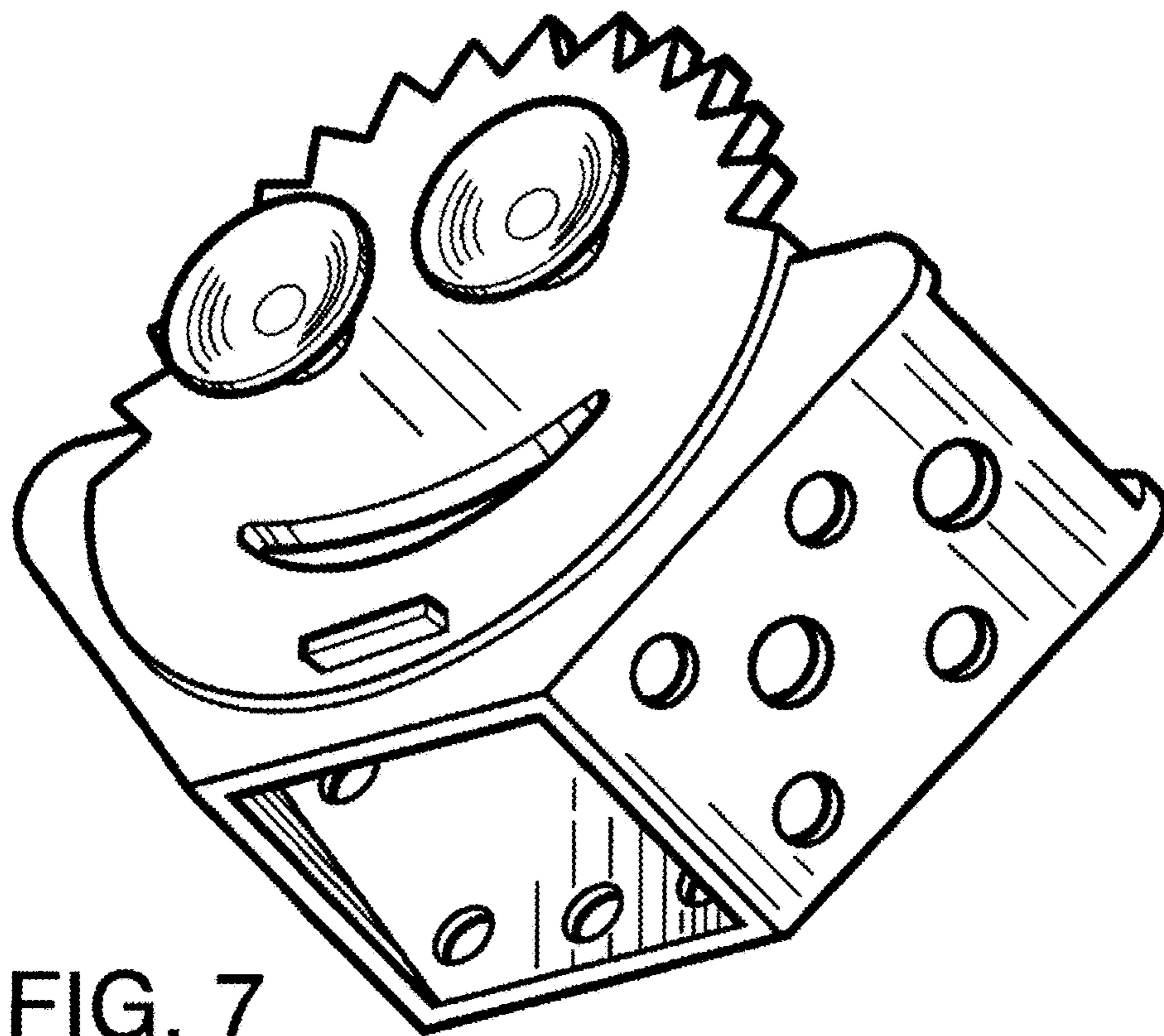


FIG. 7