



US00D845663S

(12) **United States Design Patent** (10) **Patent No.:** **US D845,663 S**
Buell et al. (45) **Date of Patent:** **** Apr. 16, 2019**

- (54) **DISPENSER STAND**
- (71) Applicant: **GOJO Industries, Inc.**, Akron, OH (US)
- (72) Inventors: **Shelby Jay Buell**, Medina, OH (US); **Andrew P. Tojek**, Garfield Heights, OH (US); **Mark W. Moore**, Aurora, OH (US)
- (73) Assignee: **GOJO Industries, Inc.**, Akron, OH (US)
- (**) Term: **15 Years**
- (21) Appl. No.: **29/631,837**
- (22) Filed: **Jan. 3, 2018**

Related U.S. Application Data

- (63) Continuation of application No. 29/585,806, filed on Nov. 29, 2016, now Pat. No. Des. 812,928.
- (51) **LOC (11) Cl.** **23-02**
- (52) **U.S. Cl.**
USPC **D6/542**
- (58) **Field of Classification Search**
USPC D6/542, 512, 513, 545, 543, 515;
D7/300, 306, 313, 397, 589; D9/733;
D20/1; D23/208; 206/225, 233, 389,
206/391; 211/13.1, 45; 221/26,
221/282-283; 222/108, 173
CPC A47K 5/00; B67D 3/0029; A47B 81/007;
A47F 9/04; F25D 2331/806; Y10T
225/238; A47G 19/183; A61C 15/043;
B65D 35/56; B65D 51/249
See application file for complete search history.

(56) **References Cited**

U.S. PATENT DOCUMENTS

- D352,867 S * 11/1994 Morris D7/589
- D359,546 S * 6/1995 Savage D23/207

- D671,346 S * 11/2012 Zlatic D23/208
- D735,487 S * 8/2015 Marino D6/515
- D796,868 S * 9/2017 Johnson D6/542
- D812,395 S * 3/2018 Buell D6/542
- D812,928 S * 3/2018 Buell D6/542
- D814,208 S * 4/2018 Mann D6/515
- D815,454 S * 4/2018 Mann D6/515
- D818,739 S * 5/2018 Buell D6/542

* cited by examiner

Primary Examiner — Wan Laymon

Assistant Examiner — Mark Booker

(74) *Attorney, Agent, or Firm* — Calfee, Halter & Griswold LLP

(57) **CLAIM**

The ornamental design for a dispenser stand, as shown and described.

DESCRIPTION

FIG. 1 is a perspective view of a dispenser stand of the new design;
 FIG. 2 is a top plan view of the dispenser stand of FIG. 1;
 FIG. 3 is bottom view of the dispenser stand of FIG. 1;
 FIG. 4 is front elevational view of the dispenser stand of FIG. 1;
 FIG. 5 is a right side elevational view of the dispenser stand of FIG. 1;
 FIG. 6 is a rear elevational view of the dispenser stand of FIG. 1; and,
 FIG. 7 is a left side elevational view of the dispenser stand of FIG. 1.

The dash-dot-dash line represents boundaries to the claimed design and forms no part of the claimed design.
 The broken lines shown in the Figures represent portions of the dispenser stand that form no part of the claimed design.

1 Claim, 3 Drawing Sheets






FIG. 1

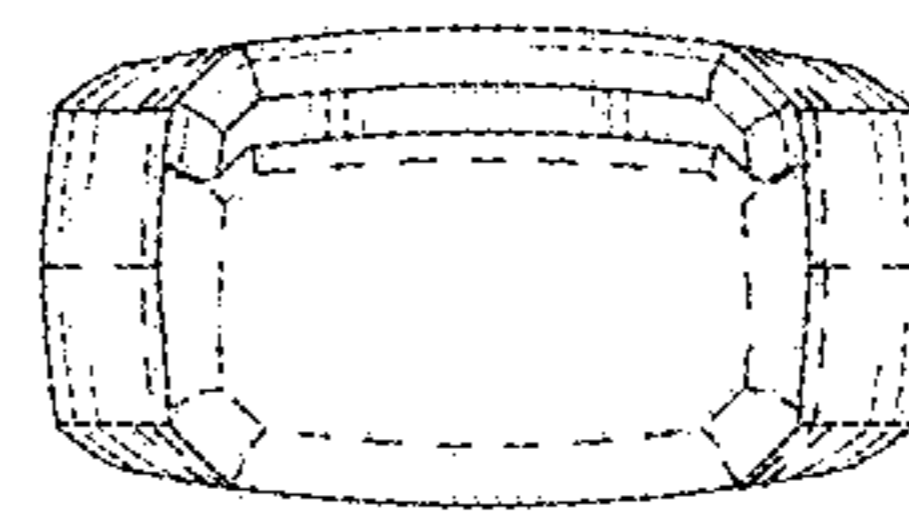


FIG. 2



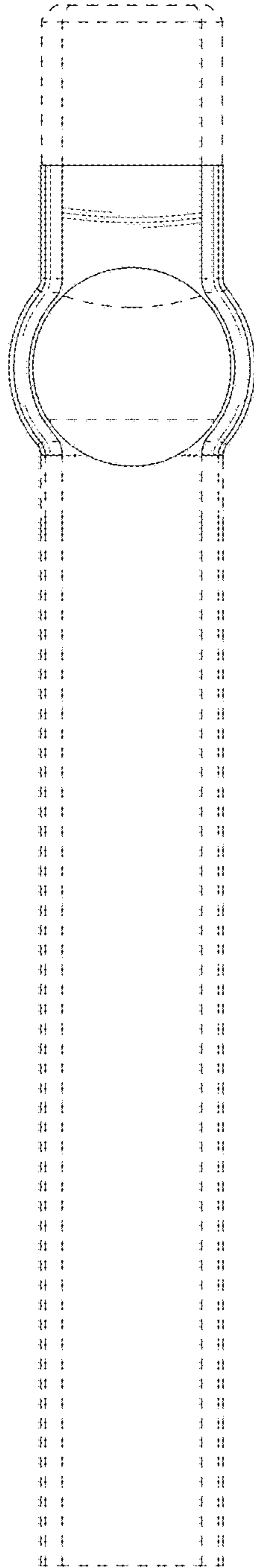


FIG. 3



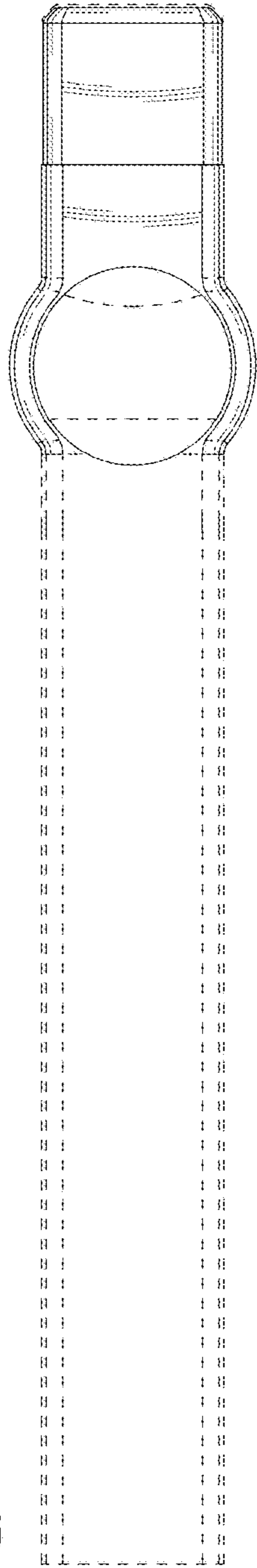


FIG. 6




FIG. 7