



US00D845640S

(12) **United States Design Patent** (10) **Patent No.:** **US D845,640 S**  
**Adams et al.** (45) **Date of Patent:** **\*\* Apr. 16, 2019**

(54) **TOILET BRUSH**  
(71) Applicants: **Edmund Adams**, Eastvale, CA (US);  
**Sam Adams**, Riverside, CA (US)  
(72) Inventors: **Edmund Adams**, Eastvale, CA (US);  
**Sam Adams**, Riverside, CA (US)  
(\*\*) Term: **15 Years**  
(21) Appl. No.: **29/610,792**  
(22) Filed: **Jul. 14, 2017**  
(51) **LOC (11) Cl.** ..... **14-01**  
(52) **U.S. Cl.**  
USPC ..... **D4/119; D4/131; D4/133**  
(58) **Field of Classification Search**  
USPC ..... D4/119, 127, 128, 130, 131, 132, 133,  
D4/135; D32/52; D6/551  
CPC ..... A45D 24/14; A45D 24/16; A46B 3/005;  
A46B 5/00; A46B 5/02; A46B 5/021;  
A46B 9/02; A46B 9/021; A46B 9/023;  
A46B 13/001; A46B 13/008; A46B  
15/0055; A46B 15/0081; A46B 15/0087;  
A46B 17/02; A46B 2200/30; A46B  
2200/104; A46B 2200/106; A46B  
2200/202; A46B 2200/205; A46B  
2200/207; A46B 2200/304; A46B  
2200/1006; A46B 2200/1046; A46B  
2200/1053; A46B 2200/3006; A46B  
2200/3033; A46B 2200/3093  
See application file for complete search history.

(56) **References Cited**  
U.S. PATENT DOCUMENTS  
1,055,981 A \* 3/1913 Reichert ..... A46B 13/001  
15/164  
1,660,318 A 2/1928 Anderson  
D98,940 S \* 3/1936 Hertzberg ..... 15/206  
D166,128 S \* 3/1952 Rowser ..... D4/114  
2,813,291 A \* 11/1957 Wark ..... A47L 13/022  
100/907  
D221,506 S \* 8/1971 O'Neil ..... D4/116

D266,035 S \* 9/1982 Thompson ..... D4/128  
D266,379 S 10/1982 Alissandratos  
D307,831 S \* 5/1990 Crane ..... D4/131  
D308,443 S \* 6/1990 Vetter ..... D4/131  
4,967,441 A \* 11/1990 White ..... A46B 9/02  
15/105

(Continued)

**FOREIGN PATENT DOCUMENTS**

EP 0375634 A2 6/1990

*Primary Examiner* — Brandon M Rosati

(74) *Attorney, Agent, or Firm* — Reem Allos

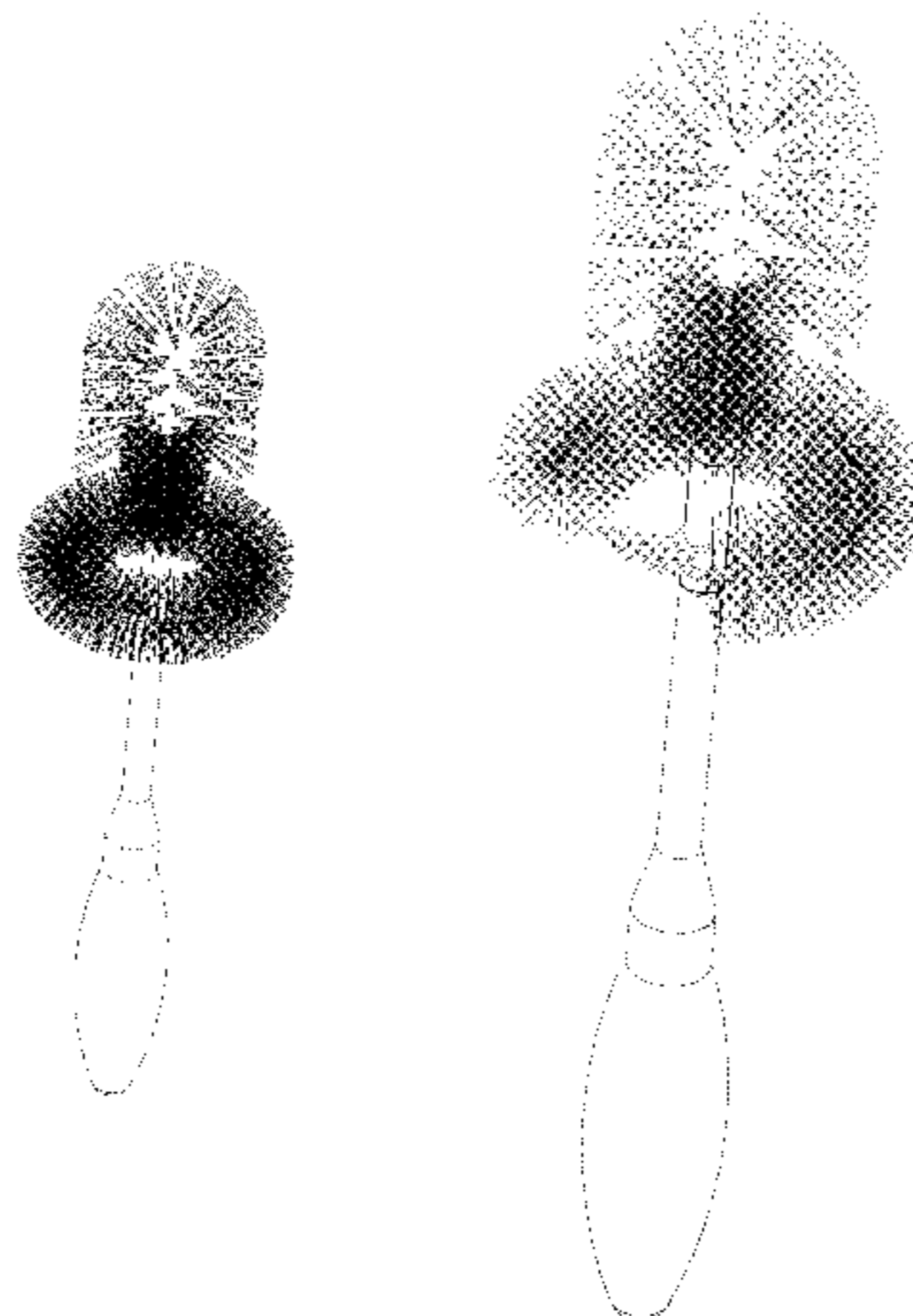
(57) **CLAIM**

The ornamental design for a toilet brush, as shown and described.

**DESCRIPTION**

FIG. 1 is a top perspective view of the toilet brush showing our new design;  
FIG. 2 is a front view of FIG. 1;  
FIG. 3 is a back view of FIG. 1;  
FIG. 4 is a left-side view of FIG. 1;  
FIG. 5 is a right-side view of FIG. 1;  
FIG. 6 is a bottom view of FIG. 1;  
FIG. 7 is a top view of FIG. 1;  
FIG. 8 is a top perspective view of the toilet brush as shown in FIG. 1, wherein portions of the bristles along the circular wire are omitted for clarity of illustration;  
FIG. 9 is a front view of FIG. 8;  
FIG. 10 is a back view of FIG. 8;  
FIG. 11 is a left-side view of FIG. 8;  
FIG. 12 is a right-side view of FIG. 8;  
FIG. 13 is a bottom view of FIG. 8; and,  
FIG. 14 is a top view of FIG. 8.  
The broken lines shown are included for the purpose of illustrating portions of the toilet brush that form no part of the claim.

**1 Claim, 14 Drawing Sheets**



(56)

References Cited

U.S. PATENT DOCUMENTS

D321,989 S *	12/1991	Wilson	.....	D4/128	D516,899 S *	3/2006	Anderson	.....	D8/367
5,353,463 A *	10/1994	Bracy, Jr.	.....	A46B 9/02	D576,801 S	9/2008	Dretzka		
				15/143.1	D577,200 S *	9/2008	Meyer	.....	D4/119
D367,174 S *	2/1996	Matossian	.....	D4/114	D629,207 S *	12/2010	Bickford	.....	D4/133
D380,090 S *	6/1997	Zemel	.....	D4/115	D664,771 S *	8/2012	Gunjian	.....	D4/131
D393,167 S	4/1998	Bussa			D699,038 S *	2/2014	Ono	.....	D32/51
D403,165 S *	12/1998	Ferrante	.....	D32/42	9,113,758 B1	8/2015	O'Brien		
5,878,459 A	3/1999	McParland			D740,569 S *	10/2015	Donald	.....	D4/128
5,941,379 A	8/1999	Barardo			D784,024 S *	4/2017	Jun	.....	D4/128
5,984,555 A	11/1999	Samad			D787,195 S *	5/2017	Nakamura	.....	D4/128
D468,539 S	1/2003	Petner			D801,700 S *	11/2017	Kauss	.....	D4/128
6,726,010 B2	4/2004	Kaminstein			D821,756 S *	7/2018	Adams	.....	D4/128
D495,883 S *	9/2004	Berti	.....	D4/138	D821,757 S *	7/2018	Adams	.....	D4/128
6,832,405 B1	12/2004	Miller			D825,932 S *	8/2018	Jun	.....	D4/128
					2004/0143923 A1	7/2004	Bensussan		
					2015/0374183 A1 *	12/2015	Henry	.....	A47K 11/10
									15/104.94

\* cited by examiner

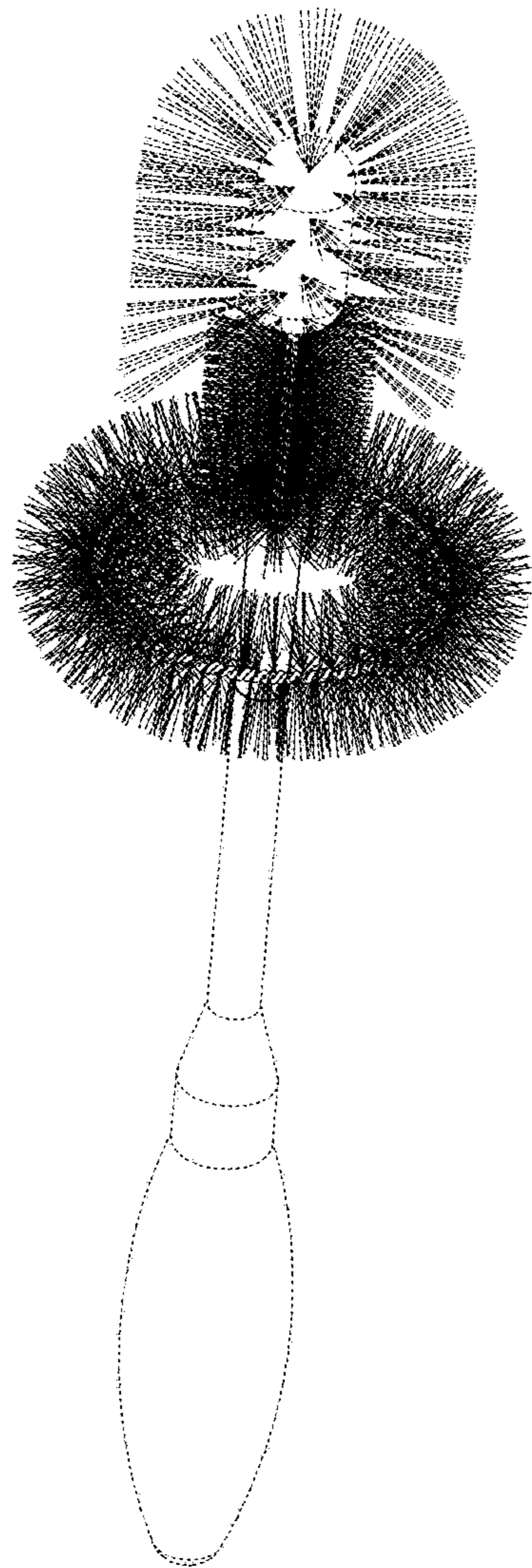


FIG. 1

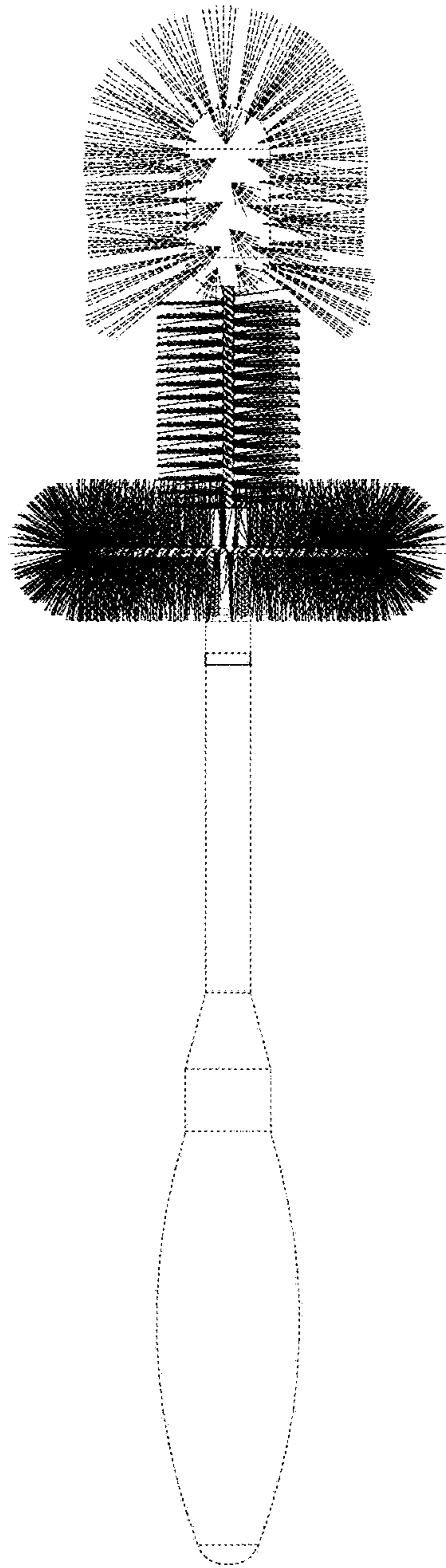


FIG. 2

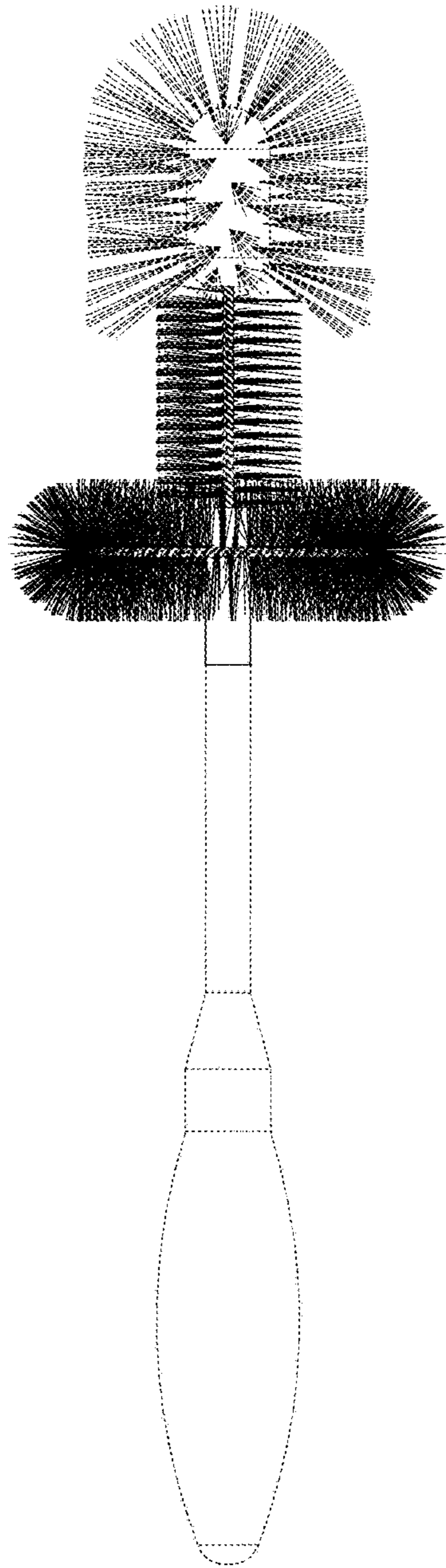


FIG. 3

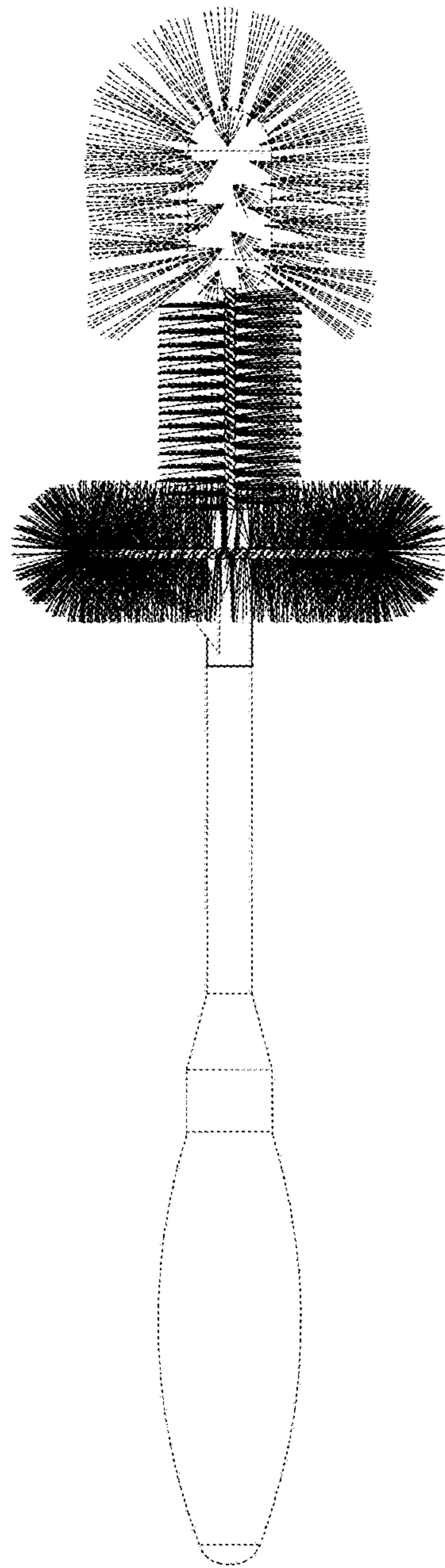


FIG. 4

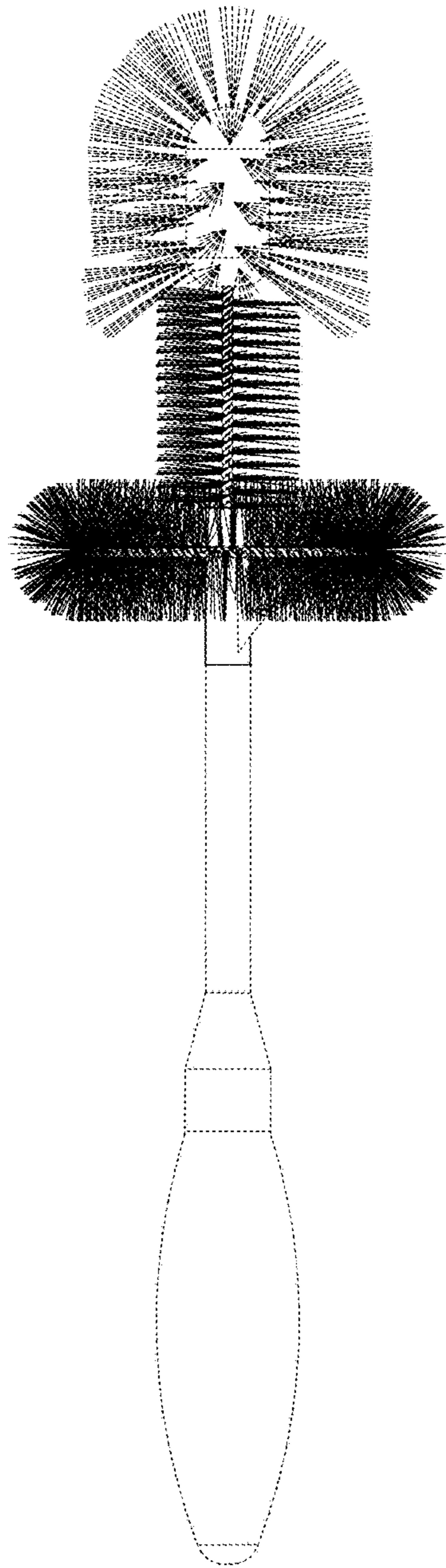


FIG. 5




FIG. 6






FIG. 7

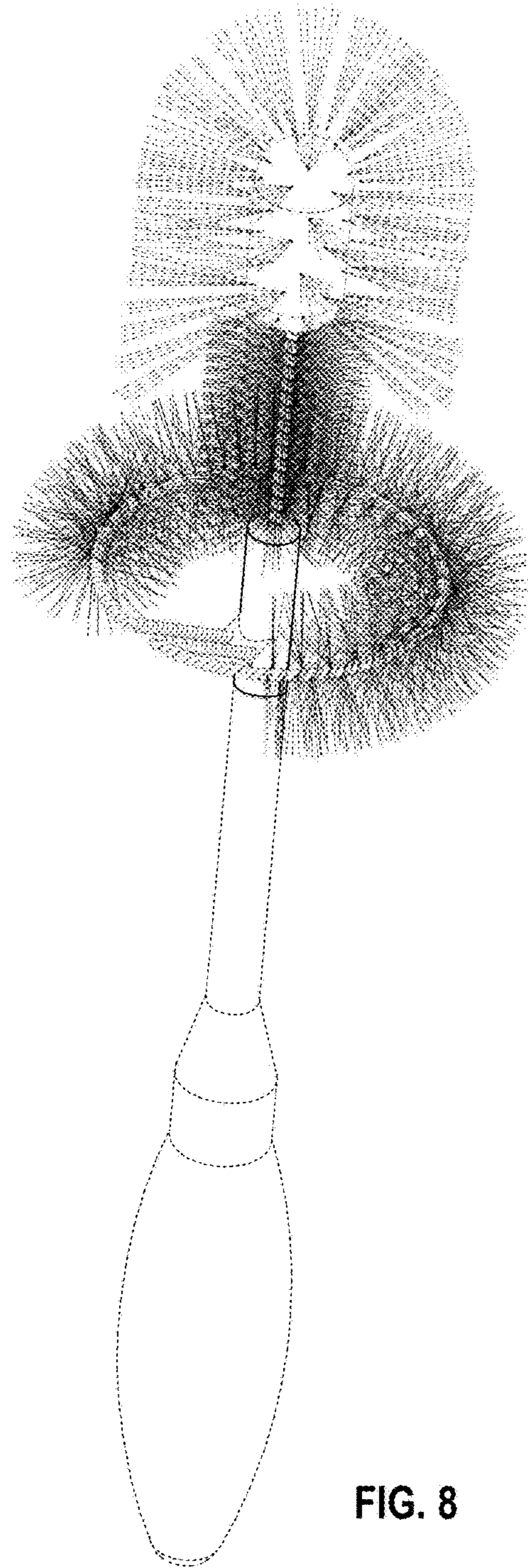


FIG. 8

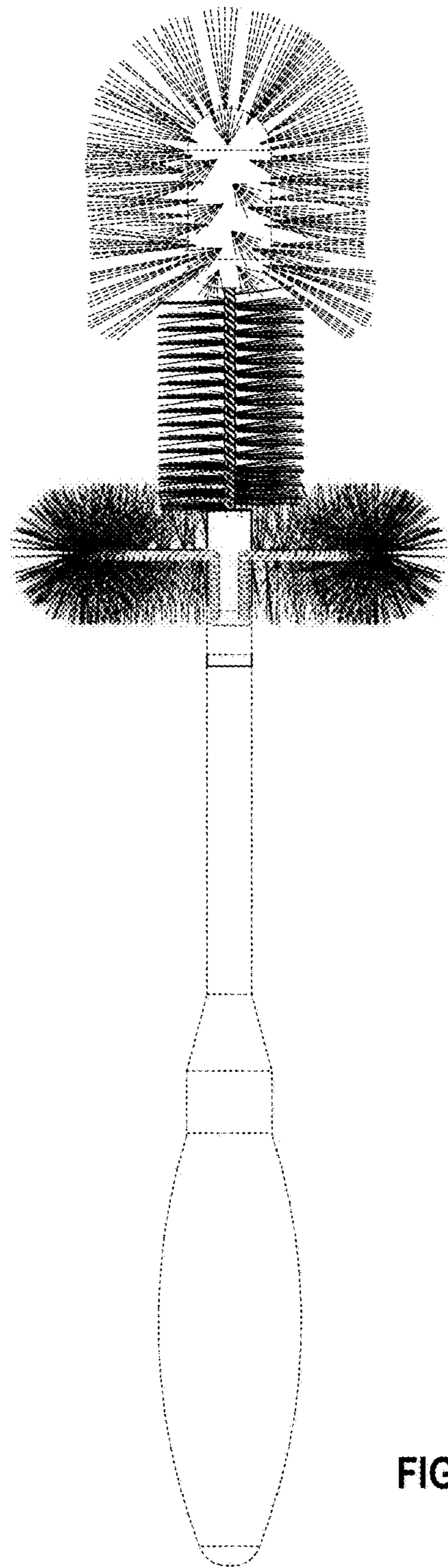


FIG. 9

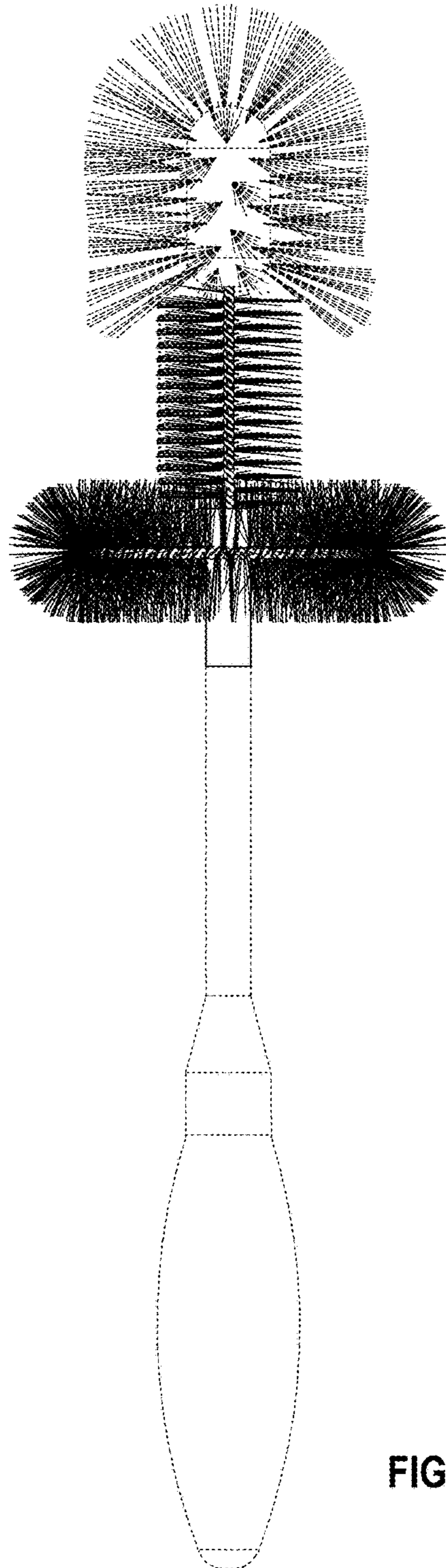


FIG. 10

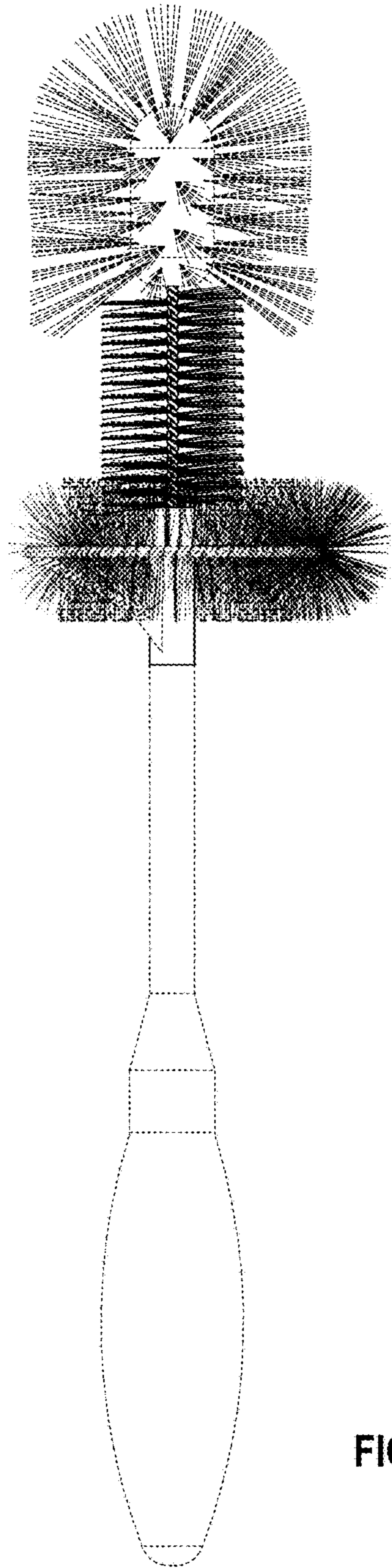


FIG. 11

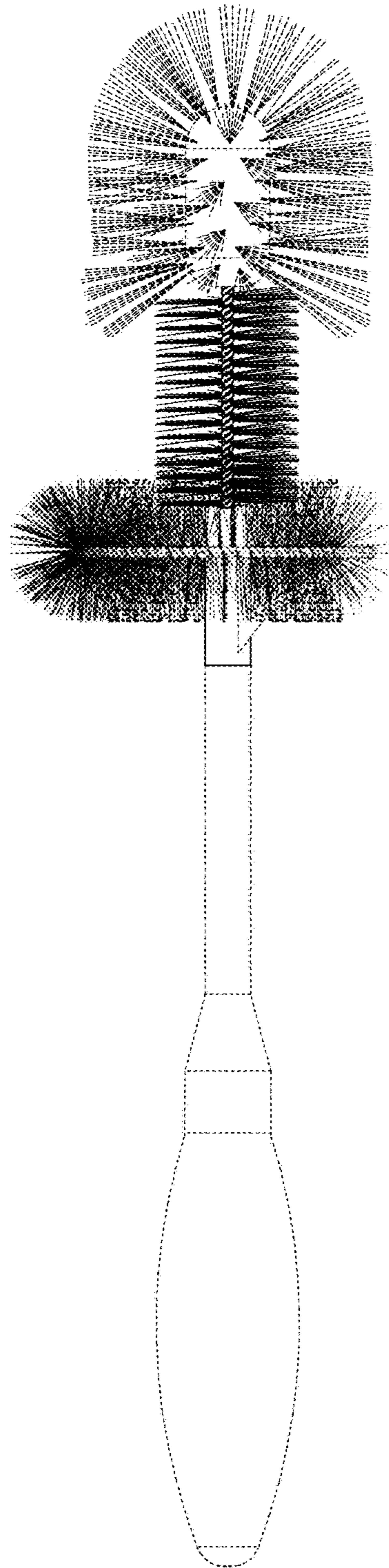


FIG. 12




FIG. 13




FIG. 14