



US00D845634S

(12) **United States Design Patent**
Simpson et al.

(10) **Patent No.:** **US D845,634 S**

(45) **Date of Patent:** **** Apr. 16, 2019**

(54) **BRUSH WITH CHAMFERED EDGE**

2200/306; A46B 2200/3086; A46B
2200/40; A46B 5/0016; A46B 9/025;
A45D 29/17

(71) Applicant: **Reckitt Benckiser (Brands) Limited**,
Slough (GB)

See application file for complete search history.

(72) Inventors: **Adam Terry Simpson**, Hul (GB);
Shaunna Nichol Thompson, Hull
(GB); **Genli (Grant) Wang**,
Guangdong (CN); **Christopher Witty**,
Hull (GB)

(56) **References Cited**

U.S. PATENT DOCUMENTS

(73) Assignee: **RECKITT BENCKISER (BRANDS)**
LIMITED, Slough (GB)

393,192 A * 11/1888 Thayer A61C 17/26
15/23
1,111,427 A * 9/1914 Archibald A61H 15/0092
601/119
D207,393 S * 4/1967 Polatchak D4/102
3,820,186 A * 6/1974 Peabody A46B 13/001
15/182
D311,553 S * 10/1990 Dideriksen D21/526
D546,066 S * 7/2007 Rothman D4/102
D573,347 S * 7/2008 Dondi D4/128

(**) Term: **15 Years**

(21) Appl. No.: **29/636,330**

(22) Filed: **Feb. 7, 2018**

(Continued)

(30) **Foreign Application Priority Data**

FOREIGN PATENT DOCUMENTS

Aug. 8, 2017 (EM) 004139210-0001

SG 30201501755W0001 * 12/2015

(51) **LOC (11) Cl.** **28-03**

Primary Examiner — Karen E Eldridge Powers

(52) **U.S. Cl.**
USPC **D4/102**

(74) *Attorney, Agent, or Firm* — Troutman Sanders LLP;
Ryan Schneider; Chris Davis

(58) **Field of Classification Search**
USPC D4/100, 101, 102, 114, 115, 116, 117,
D4/118, 121, 122, 123, 127, 128, 130,
D4/131, 132, 133, 134, 135, 136, 137,
D4/138, 199; D24/214, 215; D28/7, 35,
D28/63, 58; D32/33, 35, 41, 42, 25
CPC A46B 5/00; A46B 5/02; A46B 7/06; A46B
7/08; A46B 7/10; A46B 9/00; A46B 9/02;
A46B 9/023; A46B 9/028; A46B 13/00;
A46B 11/002; A46B 11/06; A46B 11/063;
A46B 13/001; A46B 3/005; A46B 13/02;
A46B 2200/00; A46B 2200/10; A46B
2200/1006; A46B 2200/1013; A46B
2200/102; A46B 2200/104; A46B
2200/1093; A46B 2200/30; A46B
2200/3033; A46B 2200/304; A46B

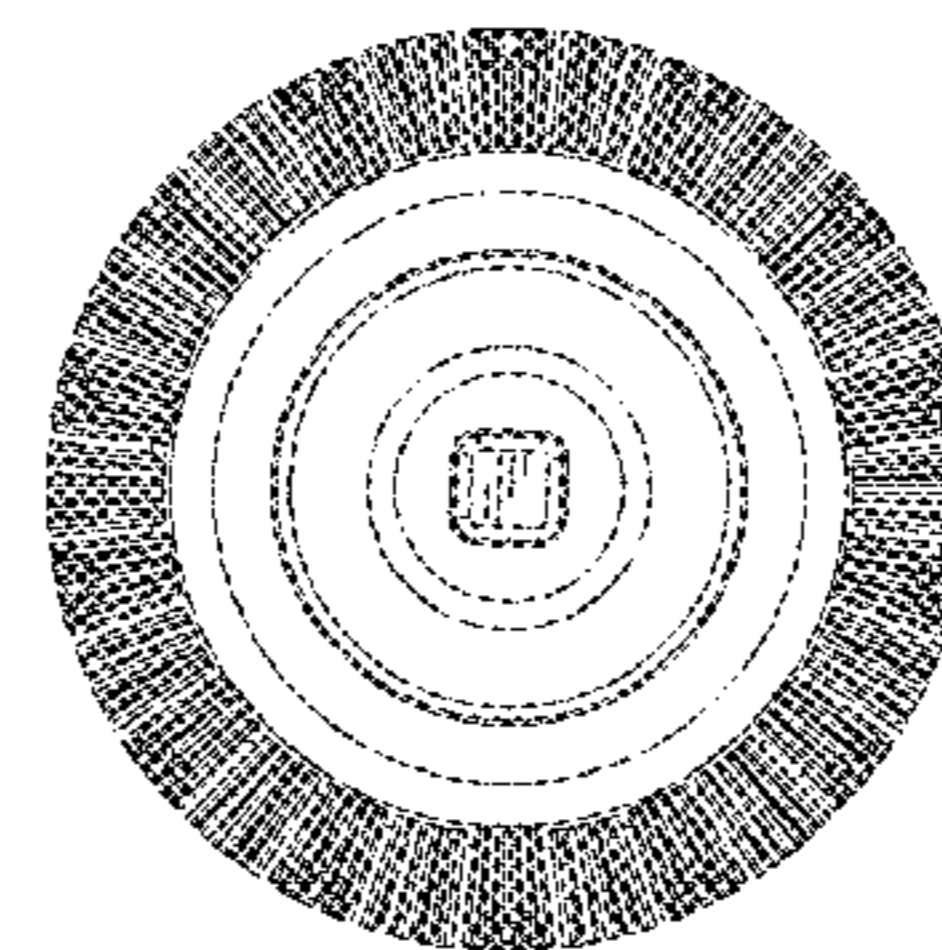
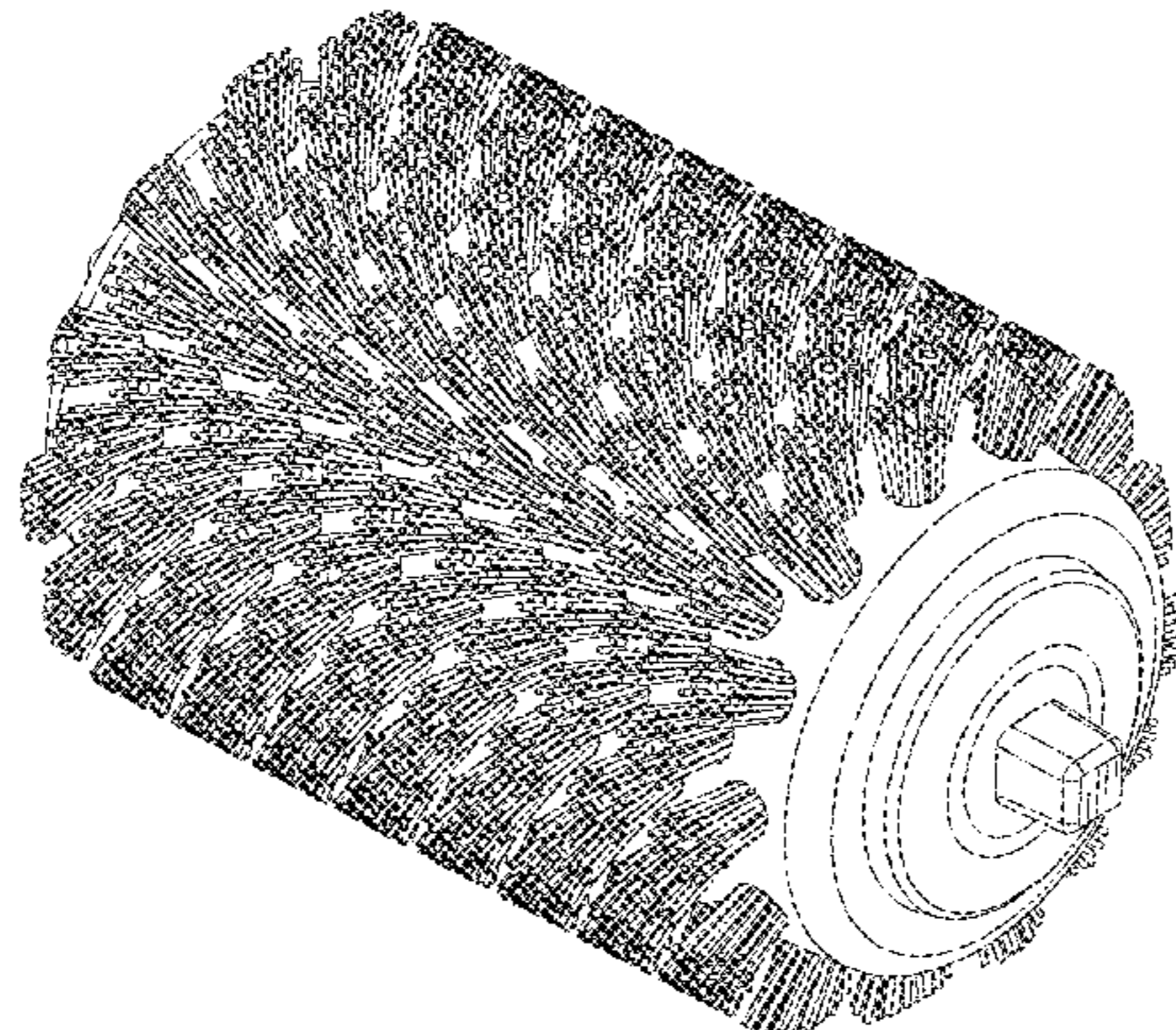
(57) **CLAIM**

The ornamental design for a brush with chamfered edge, as shown and described.

DESCRIPTION

FIG. 1 is a perspective view of our new design for a brush with chamfered edge;
FIG. 2 is a front elevation view thereof;
FIG. 3 is a rear elevation view thereof;
FIG. 4 is a top plan view thereof;
FIG. 5 is a bottom plan view thereof;
FIG. 6 is a left side elevation view thereof; and,
FIG. 7 is a right side elevation view thereof.

1 Claim, 7 Drawing Sheets



(56)

References Cited

U.S. PATENT DOCUMENTS

7,621,234 B2 * 11/2009 Roy A01K 13/002
119/613
D627,565 S * 11/2010 Tyce D4/102
D641,555 S * 7/2011 Schochet D4/102
8,028,366 B2 * 10/2011 Grabowski A46B 9/02
15/106
D706,981 S * 6/2014 Clough D28/44.1
8,782,842 B1 * 7/2014 Asta A46B 7/02
132/120
9,004,009 B2 * 4/2015 Kissel, Jr. A01K 13/002
119/609
9,161,612 B2 * 10/2015 Woods A46B 13/02
D781,498 S * 3/2017 Pel D24/133
D781,499 S * 3/2017 Pel D24/133
9,693,568 B2 * 7/2017 Pulliam A22C 21/022
9,743,747 B2 * 8/2017 Perez A46B 9/02
9,961,879 B1 * 5/2018 Quinn A01K 13/002
D820,522 S * 6/2018 Colin D28/58
2015/0135456 A1 * 5/2015 Kirchhofer A46B 1/00
15/160
2017/0208931 A1 * 7/2017 Pereira A46B 9/028

* cited by examiner

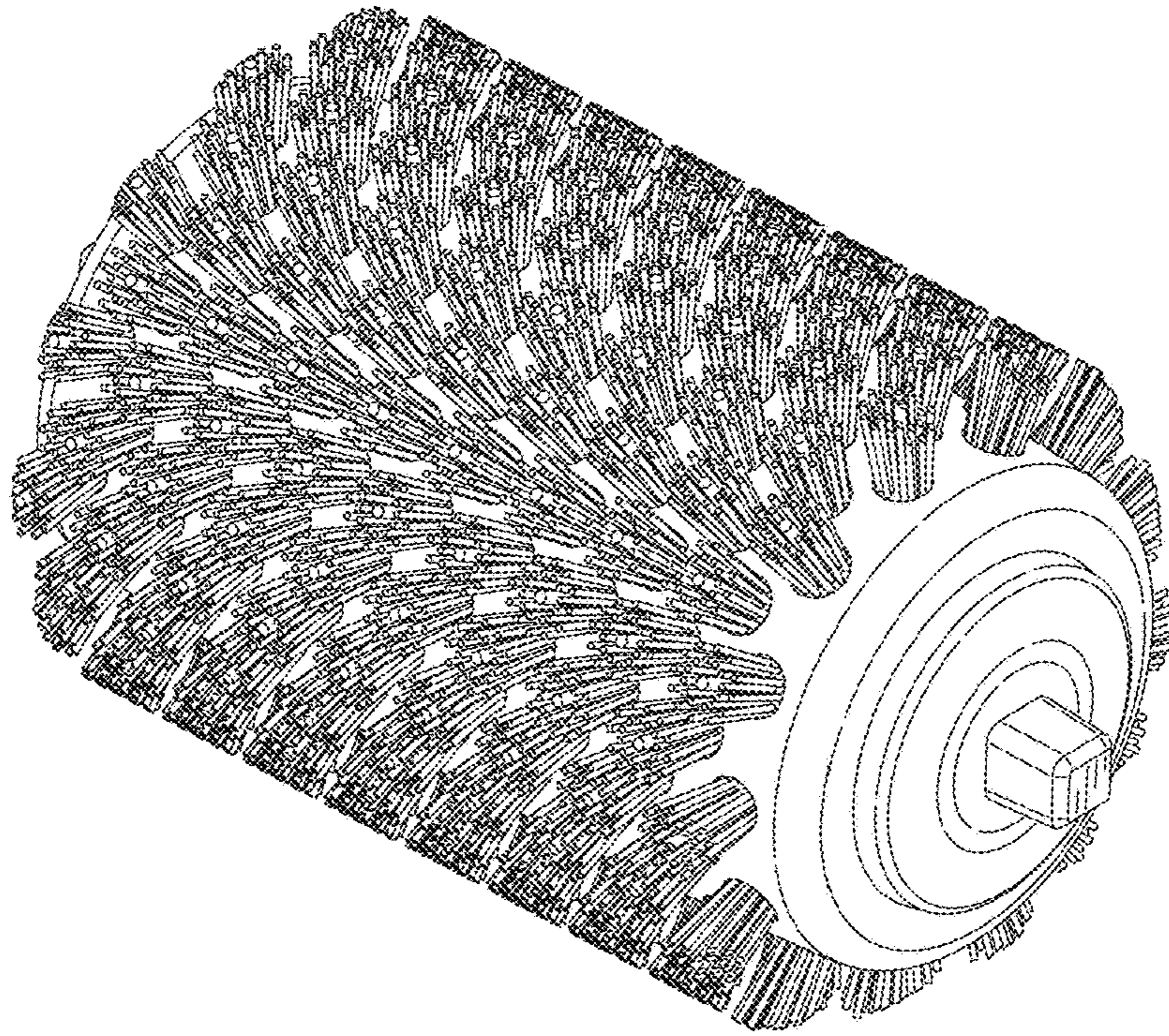


Fig. 1




Fig. 2




Fig. 3




Fig. 4




Fig. 5

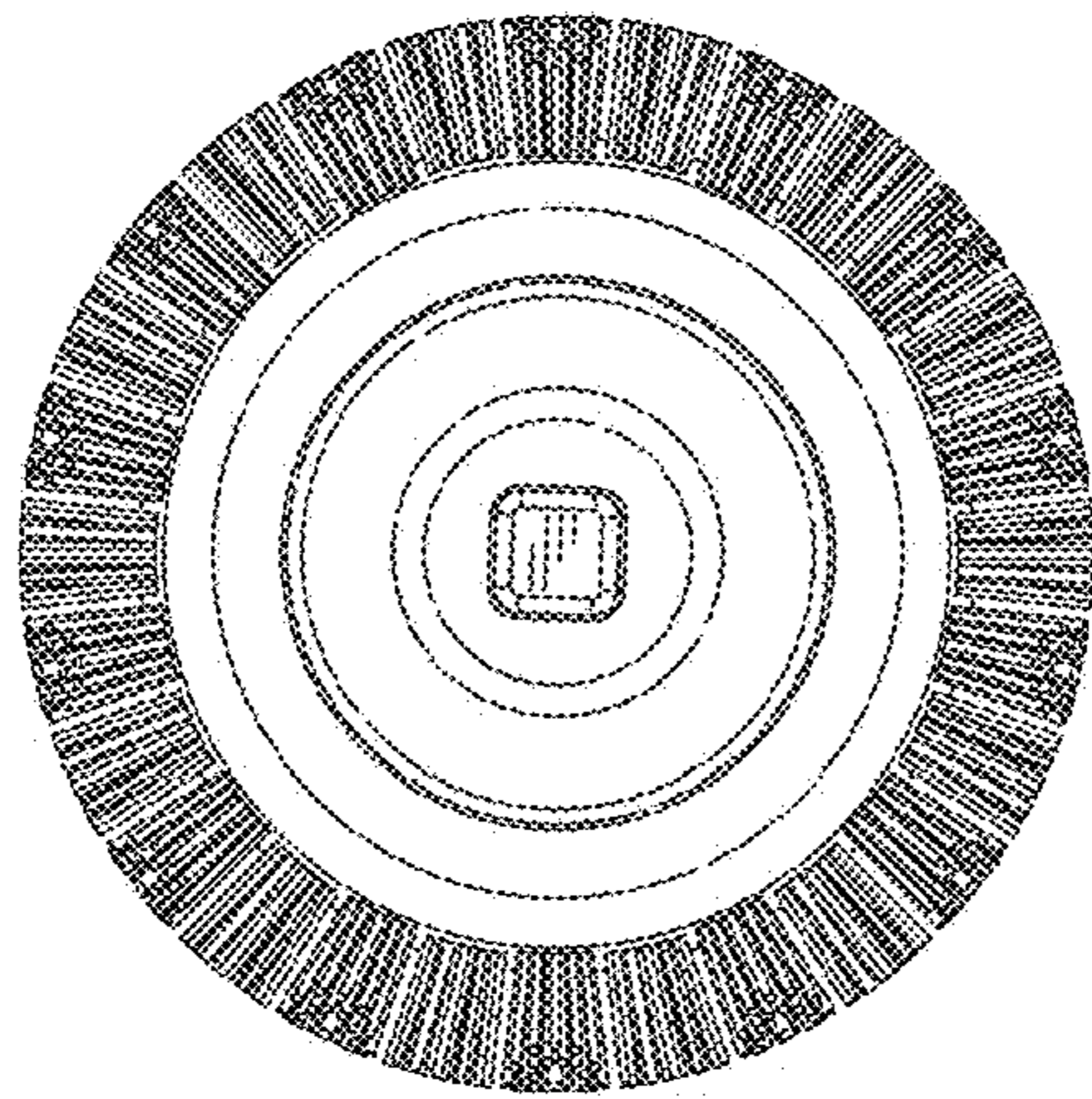


Fig. 6

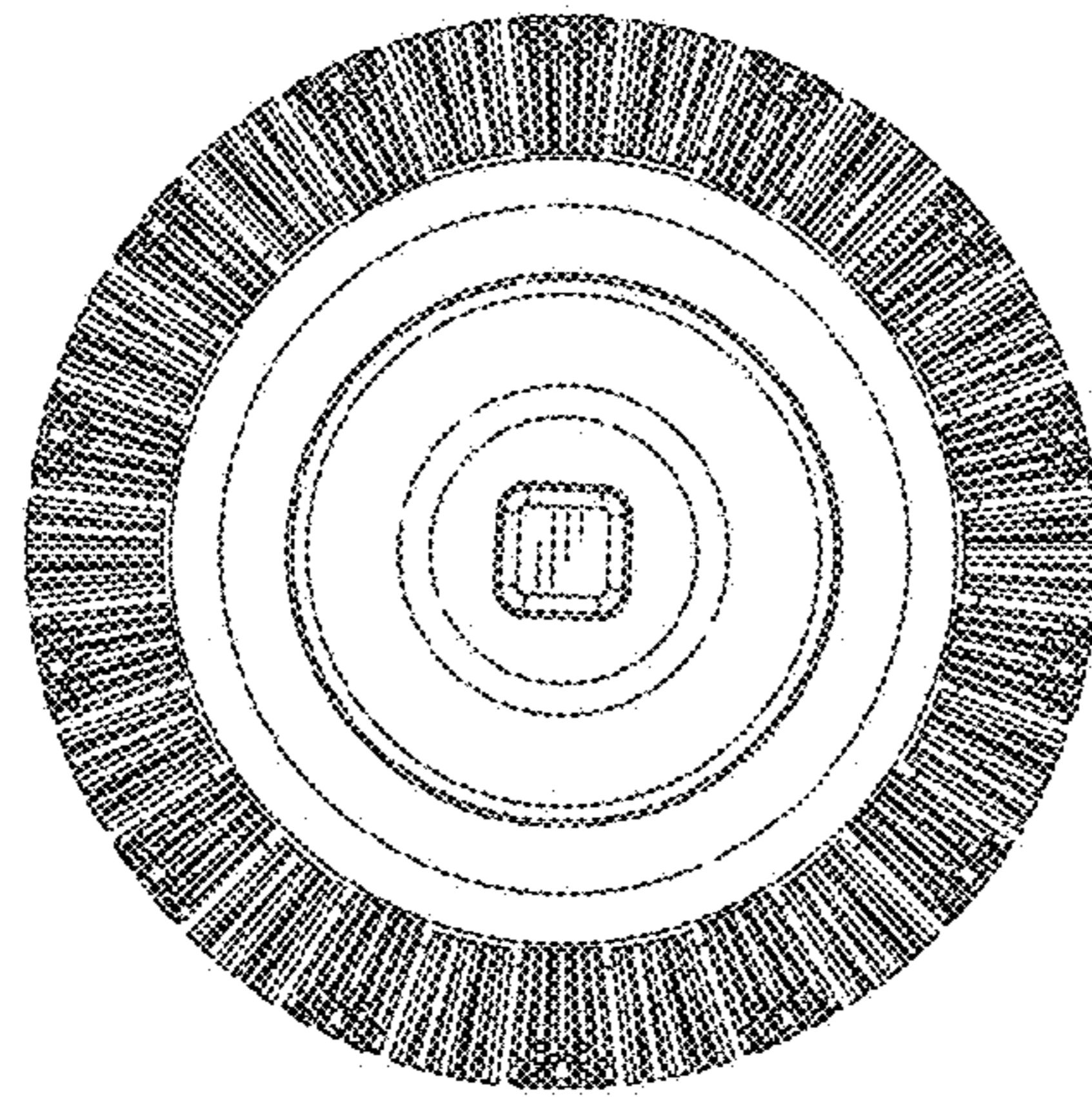


Fig. 7