



US00D845627S

(12) **United States Design Patent** (10) **Patent No.:** **US D845,627 S**
Patten (45) **Date of Patent:** **** Apr. 16, 2019**

(54) **PLANT PROTECTION WIRE BASKET**

(71) Applicant: **Scott Patten**, New Hill, NC (US)

(72) Inventor: **Scott Patten**, New Hill, NC (US)

(**) Term: **15 Years**

(21) Appl. No.: **29/635,817**

(22) Filed: **Feb. 2, 2018**

(51) **LOC (11) Cl.** **03-01**

(52) **U.S. Cl.**
USPC **D3/306**

(58) **Field of Classification Search**
USPC D3/304–306, 314–315; D6/566–567,
D6/672–673, 678, 678.4
CPC B65D 1/22; B65D 1/38; B65D 21/0211;
A47J 47/00
See application file for complete search history.

(56) **References Cited**

U.S. PATENT DOCUMENTS

D232,813	S	*	9/1974	Myers	D3/306
D651,839	S	*	1/2012	Chen	D6/552
D669,686	S	*	10/2012	Waggoner	D3/306
D675,850	S	*	2/2013	Tawil	D6/705.6
D683,963	S	*	6/2013	Tsai	D3/304
D693,084	S	*	11/2013	Aupperlee	D34/27
D698,605	S	*	2/2014	Tsai	D6/705.6
D756,167	S	*	5/2016	Dudek	D7/584
D756,168	S	*	5/2016	Tsai	D6/705.6
9,398,746	B1		7/2016	Schweitzer		
D767,278	S	*	9/2016	Szucs	D3/305

9,468,159	B1		10/2016	Schweitzer		
9,545,061	B1		1/2017	Schweitzer		
D778,647	S	*	2/2017	Snider	D6/705.6
9,629,462	B2	*	4/2017	Fu	A47B 88/941
D802,927	S	*	11/2017	Thoma	D3/307
D804,821	S	*	12/2017	Hardy	D3/306
D828,706	S	*	9/2018	Velez	D6/675.5
D832,578	S	*	11/2018	Cao	D3/306
D832,580	S	*	11/2018	Sanchez-Vizcaino	D3/312
2009/0206002	A1	*	8/2009	Austin	B65D 19/12 206/766

* cited by examiner

Primary Examiner — Kelley A Donnelly

(74) *Attorney, Agent, or Firm* — Olive Law Group, PLLC

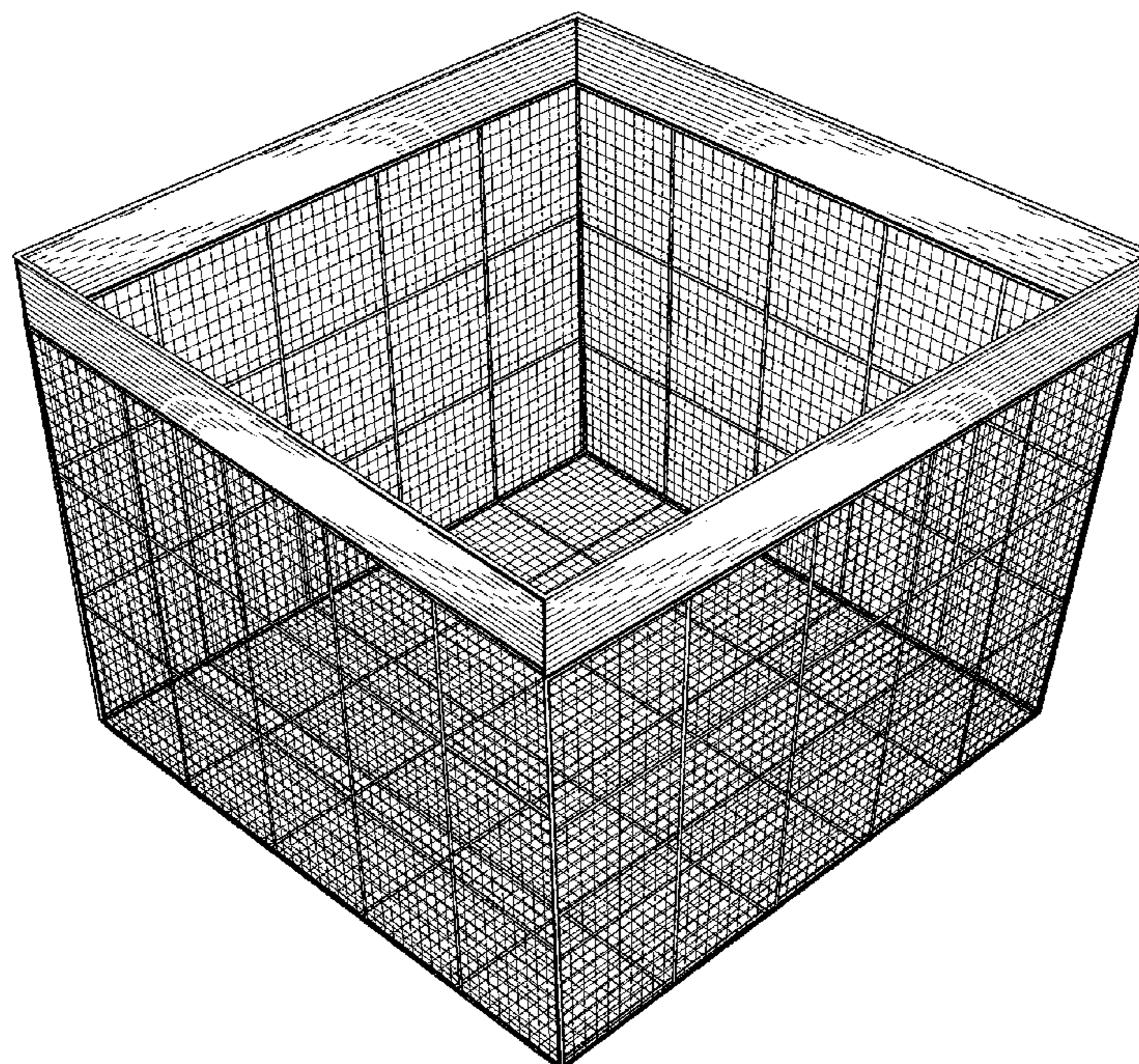
(57) **CLAIM**

I claim the ornamental design for the plant protection wire basket, as shown and described.

DESCRIPTION

FIG. 1 is a front perspective view of a plant protection wire basket showing our new design;
 FIG. 2 is a bottom perspective view thereof;
 FIG. 3 is a front side view thereof;
 FIG. 4 is a back side view thereof;
 FIG. 5 is a left side view thereof;
 FIG. 6 is a right side view thereof; and,
 FIG. 7 is a top overhead view of the bottom portion of the plant protection wire basket thereof.
 Any broken lines included are for the purpose of illustration of the plant protection wire basket and do not form any part of the claimed design.

1 Claim, 5 Drawing Sheets



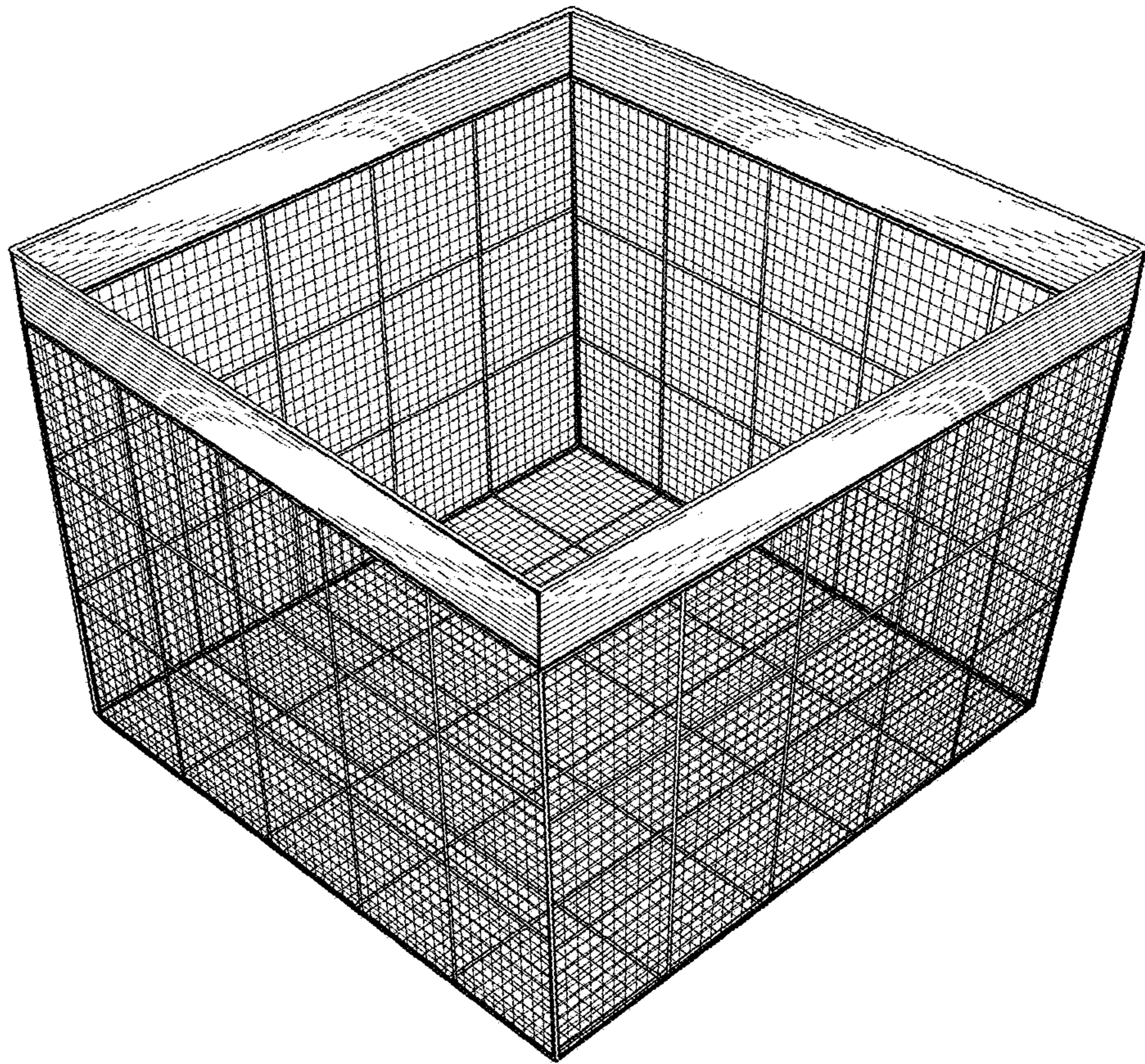


FIG. 1

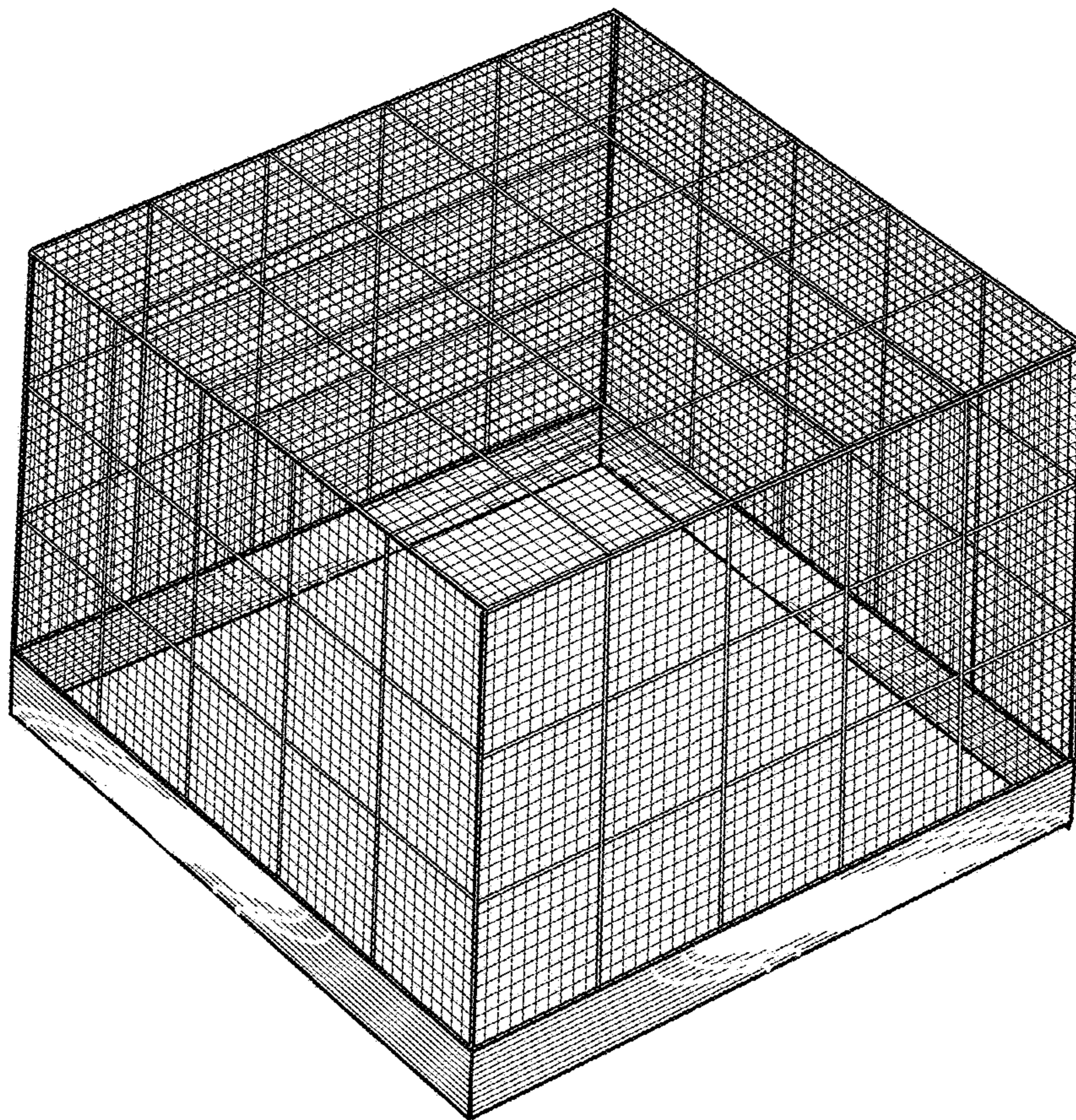


FIG. 2

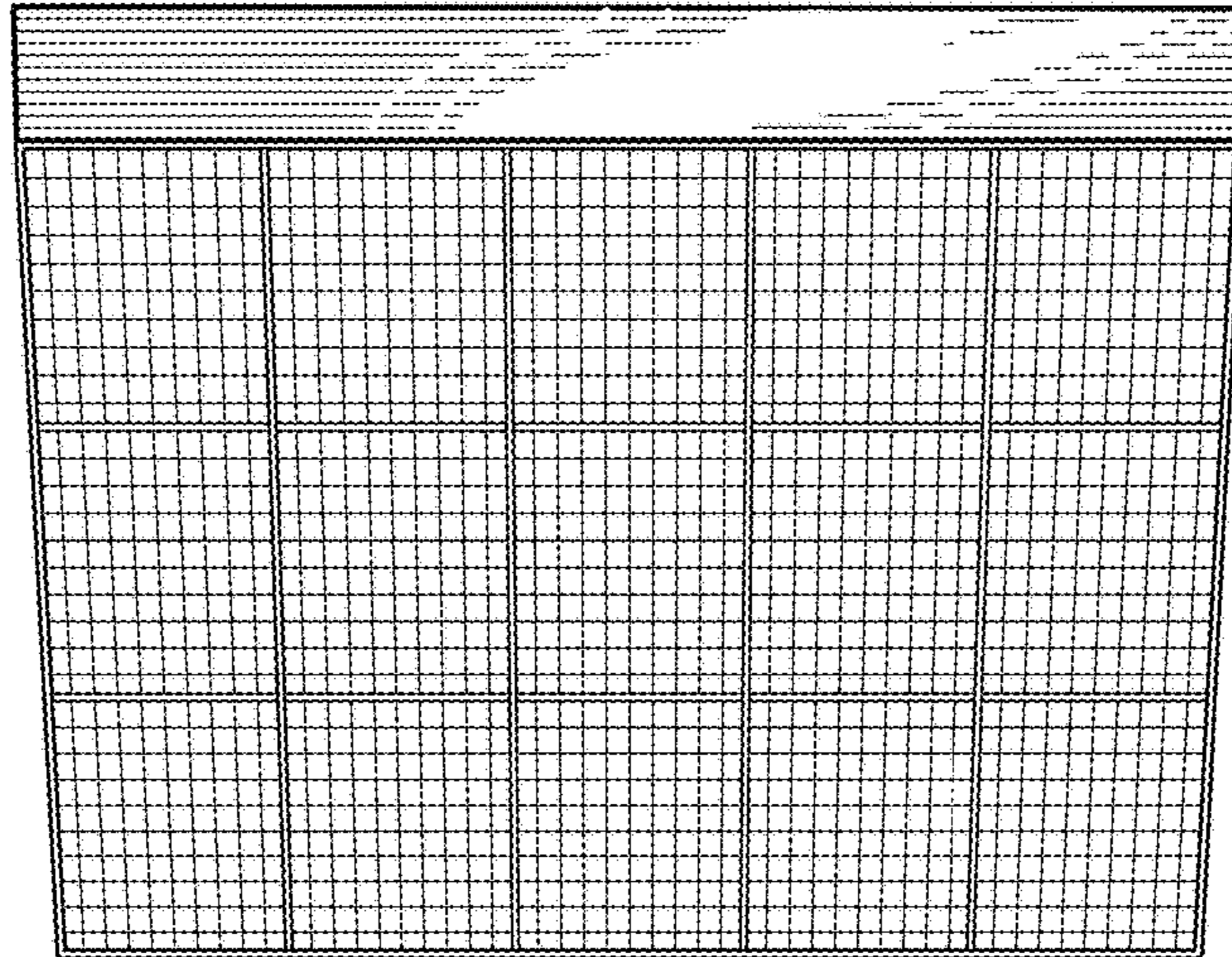


FIG. 3




FIG. 4

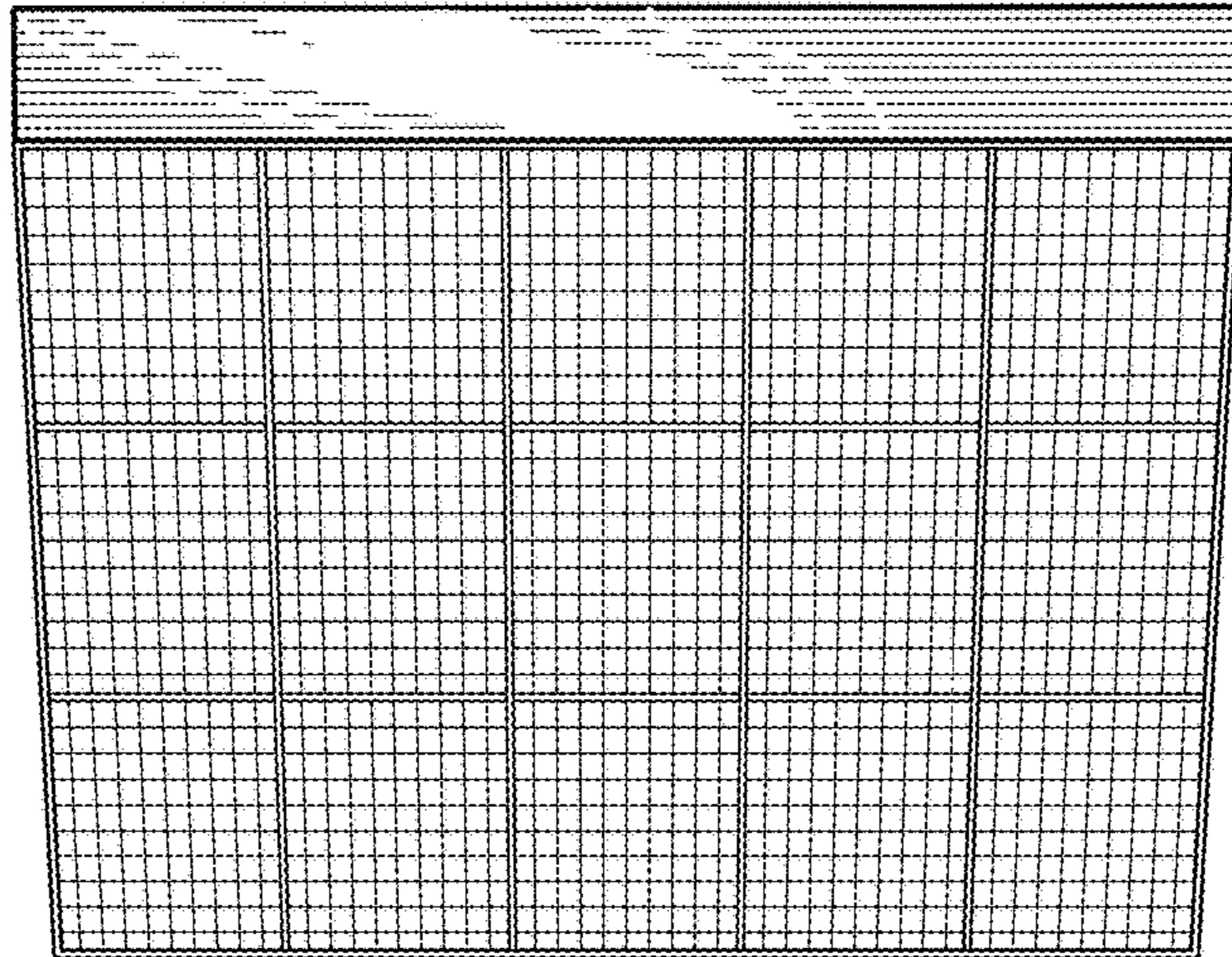


FIG. 5

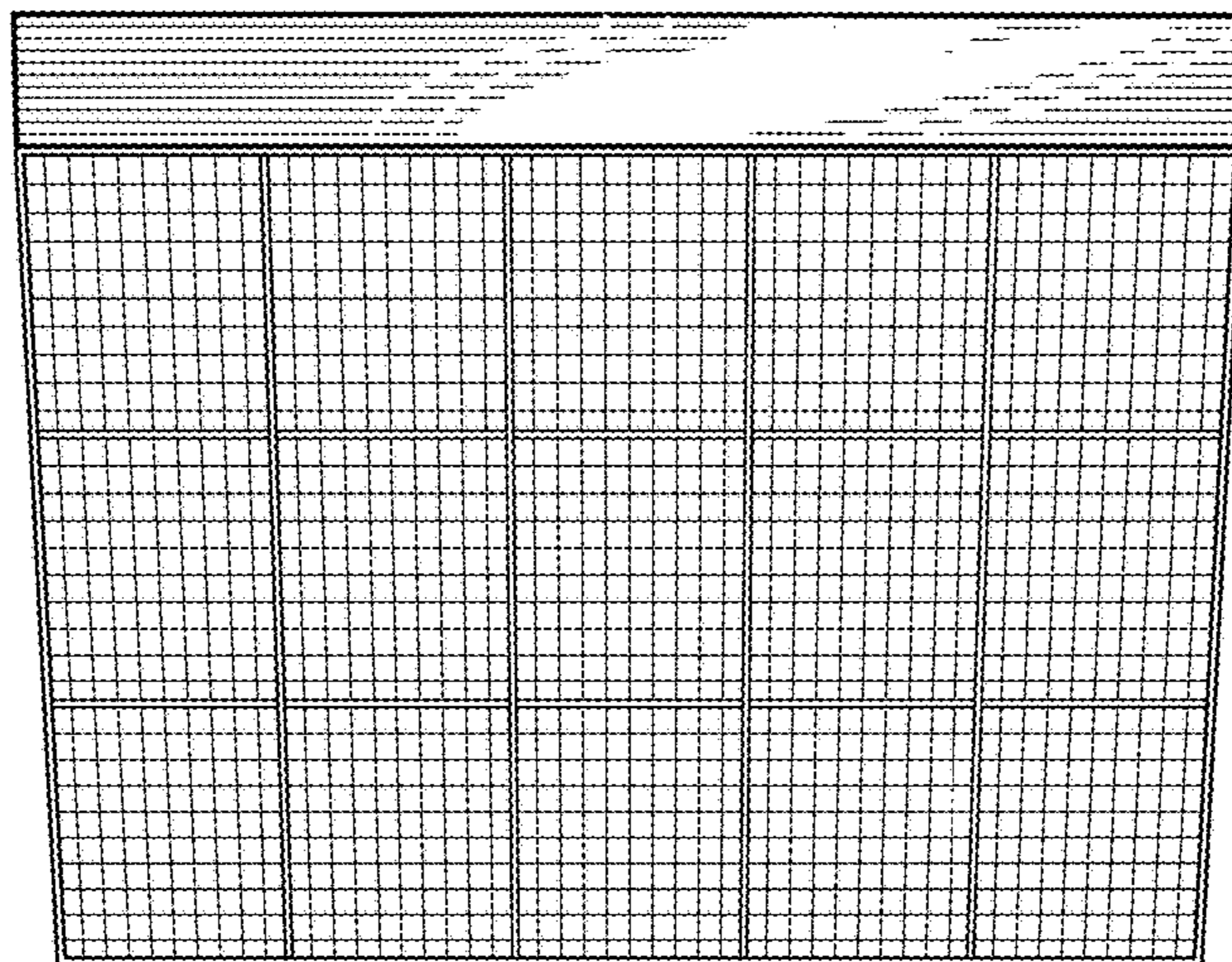


FIG. 6




FIG. 7