



US00D845626S

(12) **United States Design Patent** (10) **Patent No.:** **US D845,626 S**
Dunleavy et al. (45) **Date of Patent:** **** *Apr. 16, 2019**

- (54) **REMOTE OPERATIONS CASE** 6,283,299 B1 * 9/2001 Lee G06F 1/1628
206/320
- (71) Applicant: **Diginonymous LLC**, Largo, FL (US) 6,654,235 B2 * 11/2003 Imsand G06F 1/16
150/165
- (72) Inventors: **Richard M. Dunleavy**, Largo, FL (US);
Austin R. Anderson, Largo, FL (US);
Lisa Beck, Largo, FL (US); **Michael**
Kraynick, Largo, FL (US) D482,868 S * 12/2003 Tagliati D3/277
D526,122 S * 8/2006 Dodds D3/277
D627,166 S * 11/2010 Fahim D3/287

OTHER PUBLICATIONS

- (73) Assignee: **Diginonymous LLC**, Largo, FL (US)
- (*) Notice: This patent is subject to a terminal disclaimer.
- (**) Term: **15 Years**
- (21) Appl. No.: **29/614,809**
- (22) Filed: **Aug. 23, 2017**
- (51) **LOC (11) Cl.** **03-01**
- (52) **U.S. Cl.**
USPC **D3/289**
- (58) **Field of Classification Search**
USPC D3/269, 272, 273, 274, 276, 277, 279,
D3/280, 281, 283, 284, 285, 289, 302,
D3/900, 902, 904
CPC . B25H 3/00; B25H 3/02; B25H 3/003; B25H
3/006; B25H 3/021; B25H 3/022; B25H
3/025; A45C 5/00; A45C 5/005; A45C
5/03; A45C 2005/037; A45C 5/08; A45C
2005/10
See application file for complete search history.

Satnews Daily, "DigiGone's Telemedicine Videoconferencing Kits . . . Patient on Ship Says "ahhh" While Doctor on Land Diagnosis", Posted Oct. 29, 2014. (<http://www.satnews.com/story.php?number=1056993066&menu=1>).

Digigone, "Five Instrument Plus Telemedicine Kit (Five Plus)", as cached by the wayback machine on Jan. 15, 2017. (https://web.archive.org/web/20170115042102/http://www.digigone.com:80/digimed_plus.php).

* cited by examiner

Primary Examiner — Jennifer Rivard

Assistant Examiner — April Rivas

(74) *Attorney, Agent, or Firm* — Patentfile, LLC; Bradley C. Fach

(57) **CLAIM**

The ornamental design for a remote operations case, as shown and described.

DESCRIPTION

FIG. 1 is a front elevation view showing the new, original, and ornamental design of a remote operations case; FIG. 2 is a rear elevation view thereof; FIG. 3 is a left side elevation view thereof; FIG. 4 is a right side elevation view thereof; FIG. 5 is a top plan view thereof; and, FIG. 6 is a bottom plan view thereof. The broken lines shown in the drawings represent environmental subject matter and form no part of the claimed design.

1 Claim, 5 Drawing Sheets

(56) **References Cited**
U.S. PATENT DOCUMENTS

- 4,733,806 A * 3/1988 Sloop A45F 3/02
206/316.2
- D396,748 S * 8/1998 Dodds D3/277
- 5,938,096 A * 8/1999 Sauer A47B 23/002
190/109
- D414,751 S * 10/1999 Yogalingam D14/335
- D415,897 S * 11/1999 Lacy D3/277
- D428,255 S * 7/2000 Kandalepas D3/273

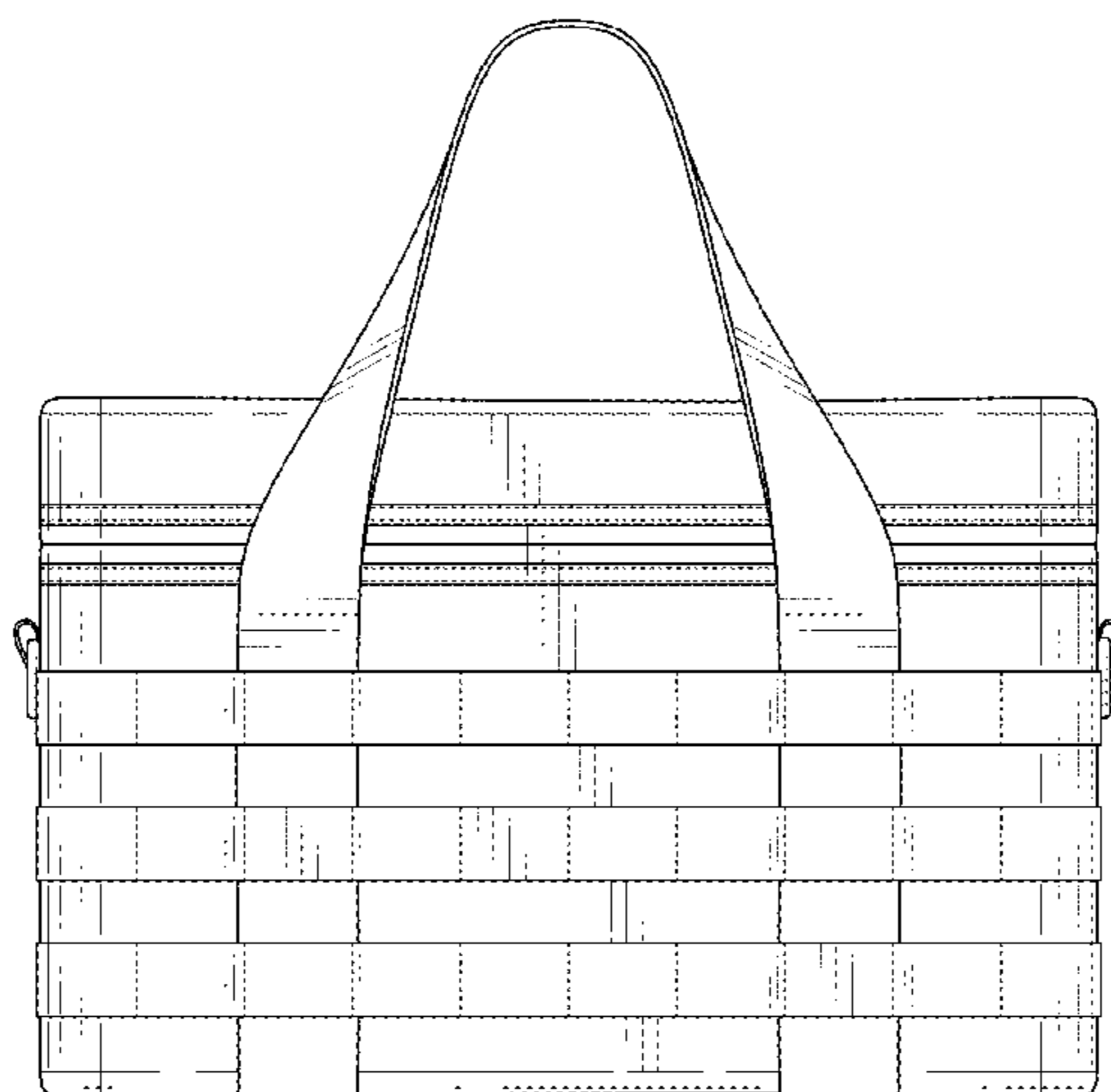




FIG. 1

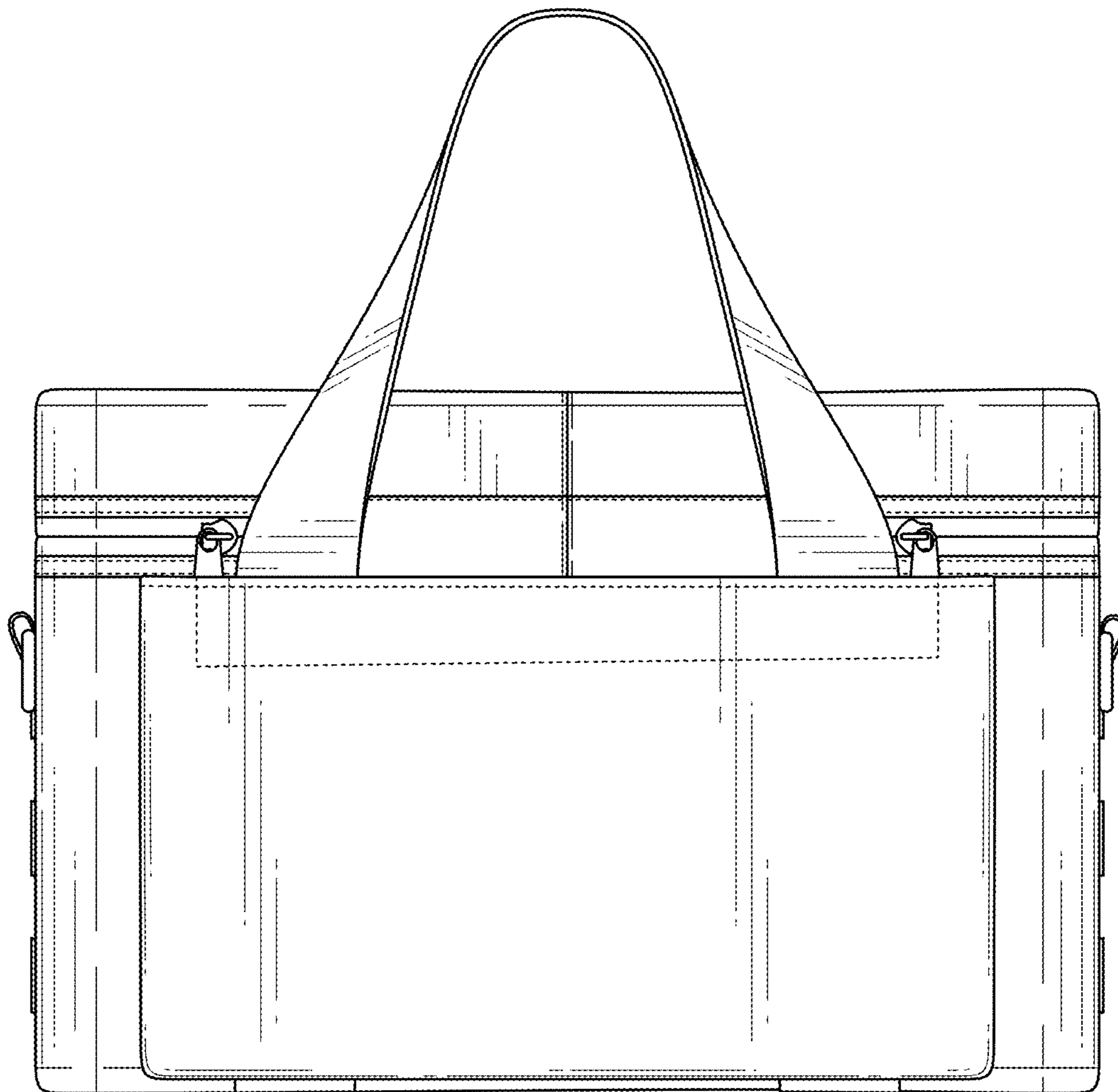


FIG. 2

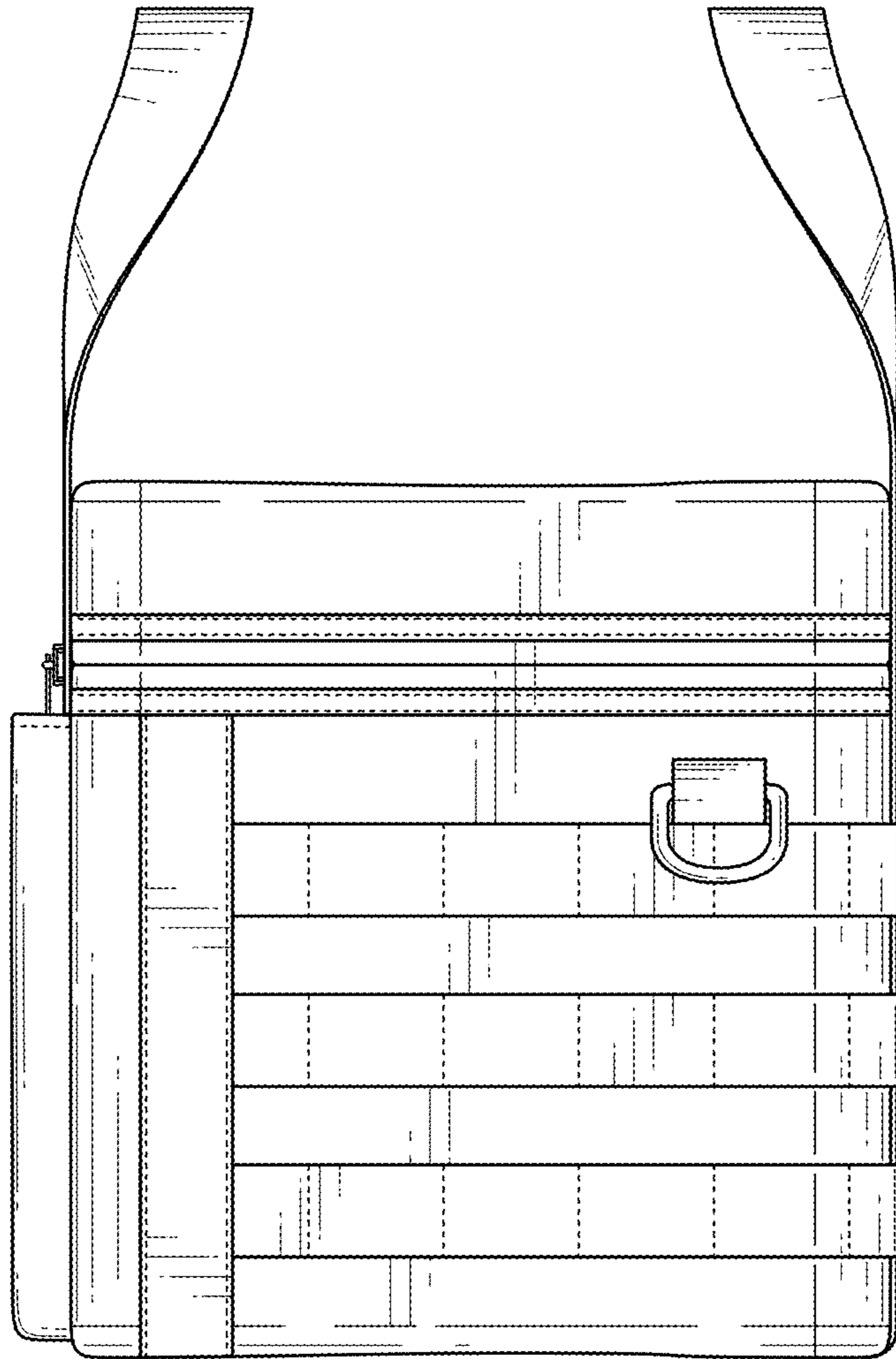


FIG. 3

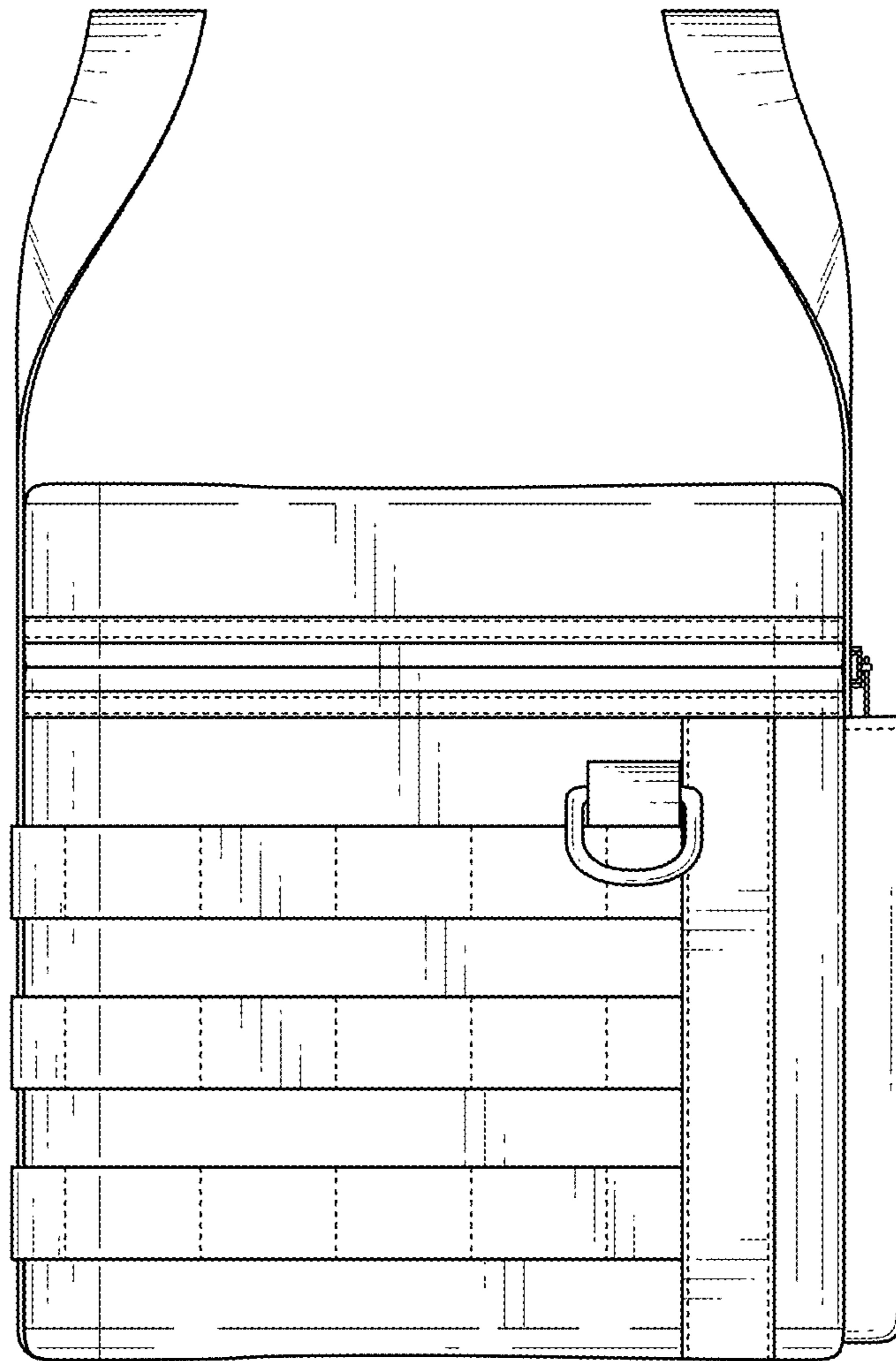


FIG. 4

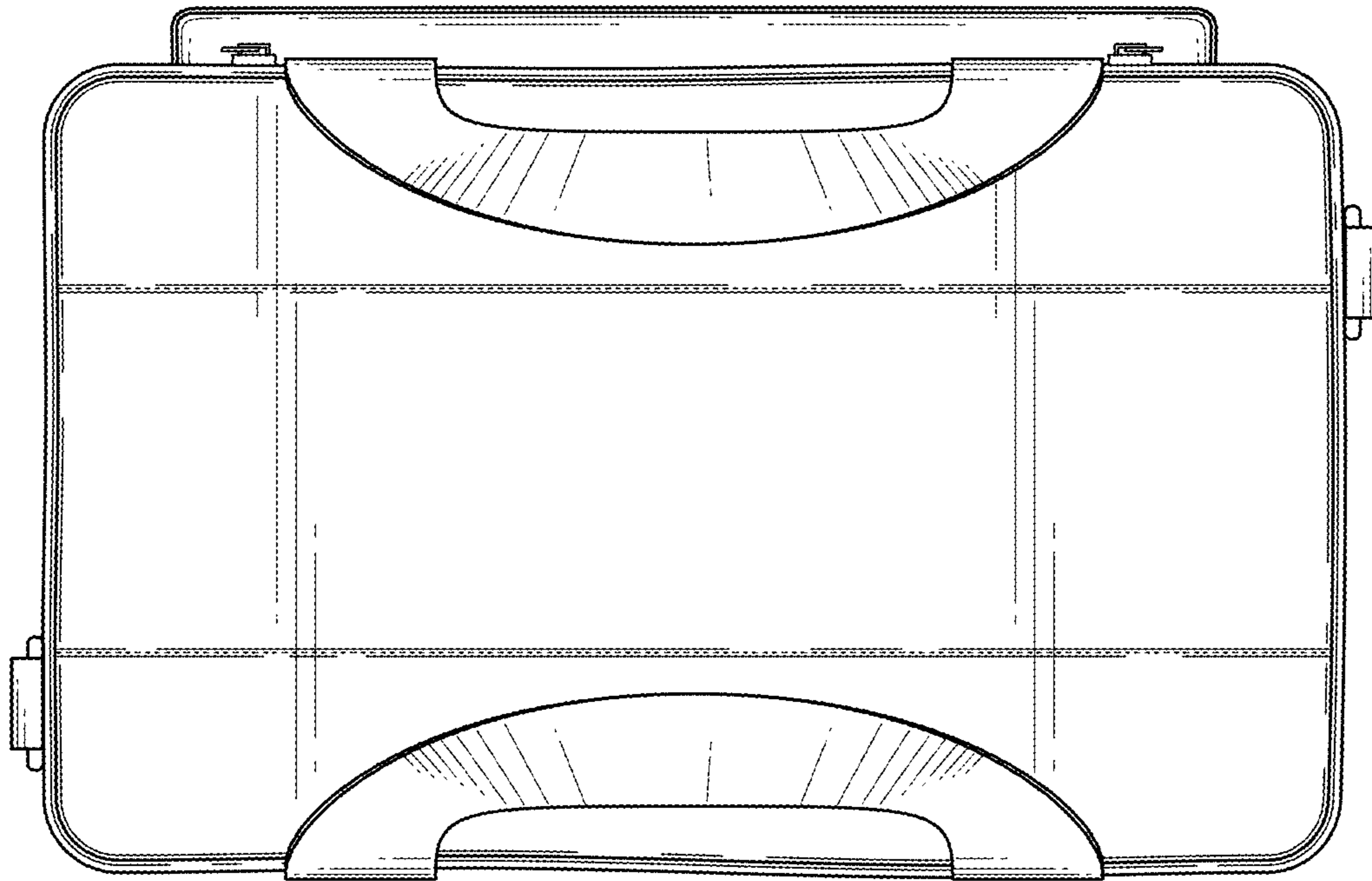


FIG. 5




FIG. 6