



US00D845611S

(12) **United States Design Patent** (10) **Patent No.:** **US D845,611 S**
Bekmezci (45) **Date of Patent:** **** Apr. 16, 2019**

- (54) **SOCK**
- (71) Applicant: **ALPIN CORAP SANAYI VE TICARET ANONIM SIRKETI, Istanbul (TR)**
- (72) Inventor: **Murat Bekmezci, Istanbul (TR)**
- (73) Assignee: **ALPIN CORAP SANAYI VE TICARET ANONIM SIRKETI, Istanbul (TR)**
- (**) Term: **15 Years**
- (21) Appl. No.: **29/637,296**
- (22) Filed: **Feb. 15, 2018**
- (51) **LOC (11) Cl.** **02-04**
- (52) **U.S. Cl.**
USPC **D2/980**
- (58) **Field of Classification Search**
USPC D2/980-994; D24/192; 2/239-242;
D5/2, 4, 7, 55, 60, 61
CPC . D04B 1/26; D04B 1/265; D04B 1/02; D04B 1/108; D04B 1/12; D04B 1/18; D04B 9/56; D04B 9/52; D04B 15/48; D04B 15/50; D04B 21/18; A61F 13/08; A61F 13/064; A61F 13/066; A61F 13/067; A61F 11/003; A61F 11/02; A61F 11/00
See application file for complete search history.

- (56) **References Cited**
U.S. PATENT DOCUMENTS
D45,874 S * 6/1914 Heine D5/7
RE16,358 E * 6/1926 Fitzgibbon D04B 1/26
2/239
D85,518 S * 11/1931 Fichtner D2/984
D88,129 S * 10/1932 Willheim D5/7
D88,661 S * 12/1932 Maisch D5/7
D88,961 S * 1/1933 Gottesman D5/7

- D127,999 S * 7/1941 Nahtanson D5/47
- 3,015,943 A * 1/1962 Loizillon D04B 1/26
66/188
- D578,775 S * 10/2008 Harkenrider D5/60
- D597,296 S * 8/2009 Shintaku D2/980
- 2005/0022894 A1 * 2/2005 Shannon A41B 9/001
139/422
- 2009/0000339 A1 * 1/2009 Dahlgren A41B 11/00
66/187
- 2011/0277217 A1 * 11/2011 Yoo D04B 1/26
2/239
- 2012/0284902 A1 * 11/2012 Matsuo A41B 11/02
2/239
- 2016/0001515 A1 * 1/2016 Pols B29D 99/0064
2/113

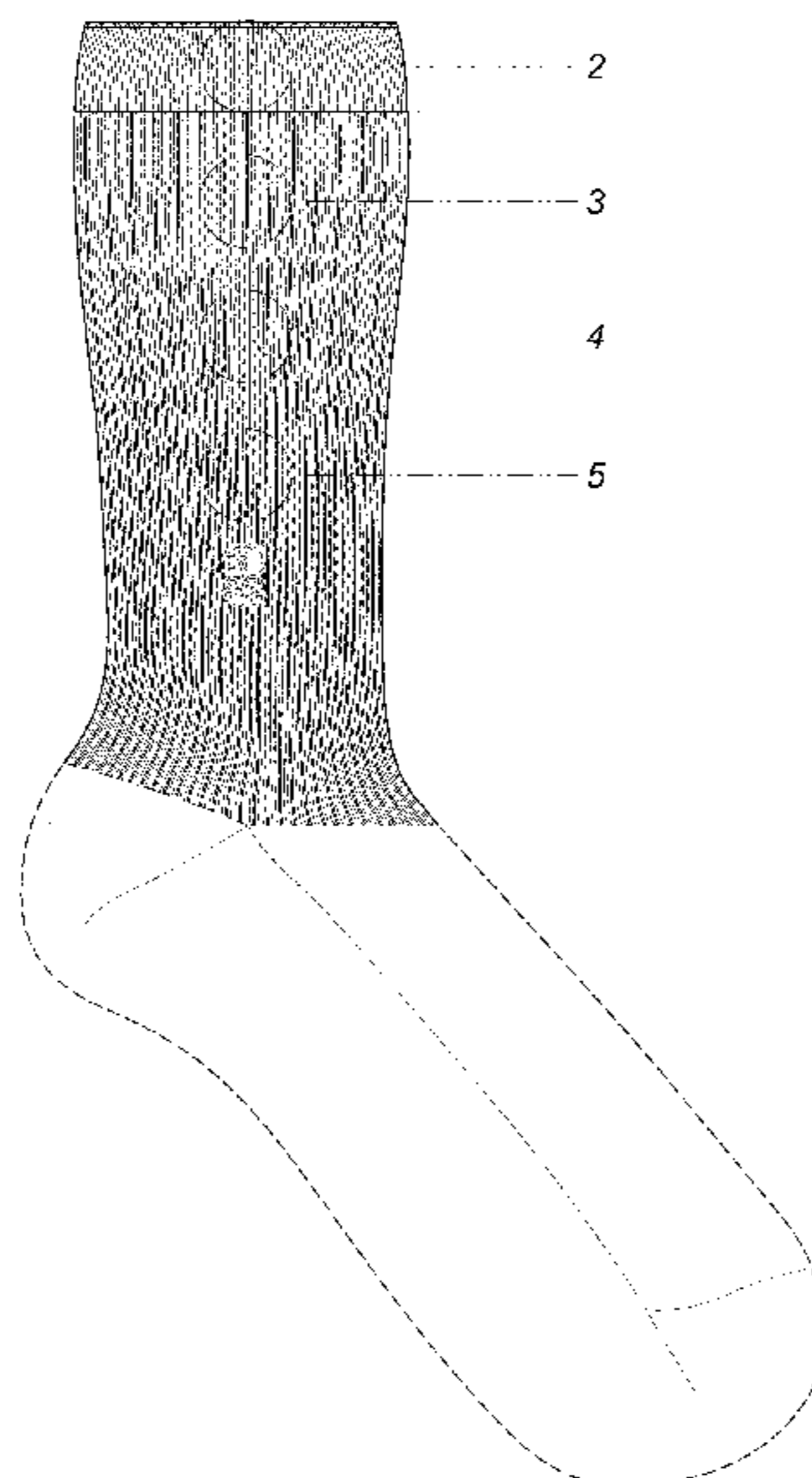
* cited by examiner

Primary Examiner — Anhdao Doan
Assistant Examiner — Mary Shannon Malley
(74) *Attorney, Agent, or Firm* — Egbert, McDaniel & Swartz, PLLC

(57) **CLAIM**
The ornamental design for a sock, as shown and described.

DESCRIPTION
FIG. 1 is a front view of a sock showing my new design, a rear view being a mirror image thereof.
FIG. 2 is close-up view of the area identified as “2” in FIG. 1;
FIG. 3 is close-up view of the area identified as “3” in FIG. 1;
FIG. 4 is close-up view of the area identified as “4” in FIG. 1; and,
FIG. 5 is close-up view of the area identified as “5” in FIG. 1.
The features presented in broken lines represent an unclaimed label and an unclaimed foot portion of the sock and form no part of the claimed design.

1 Claim, 2 Drawing Sheets



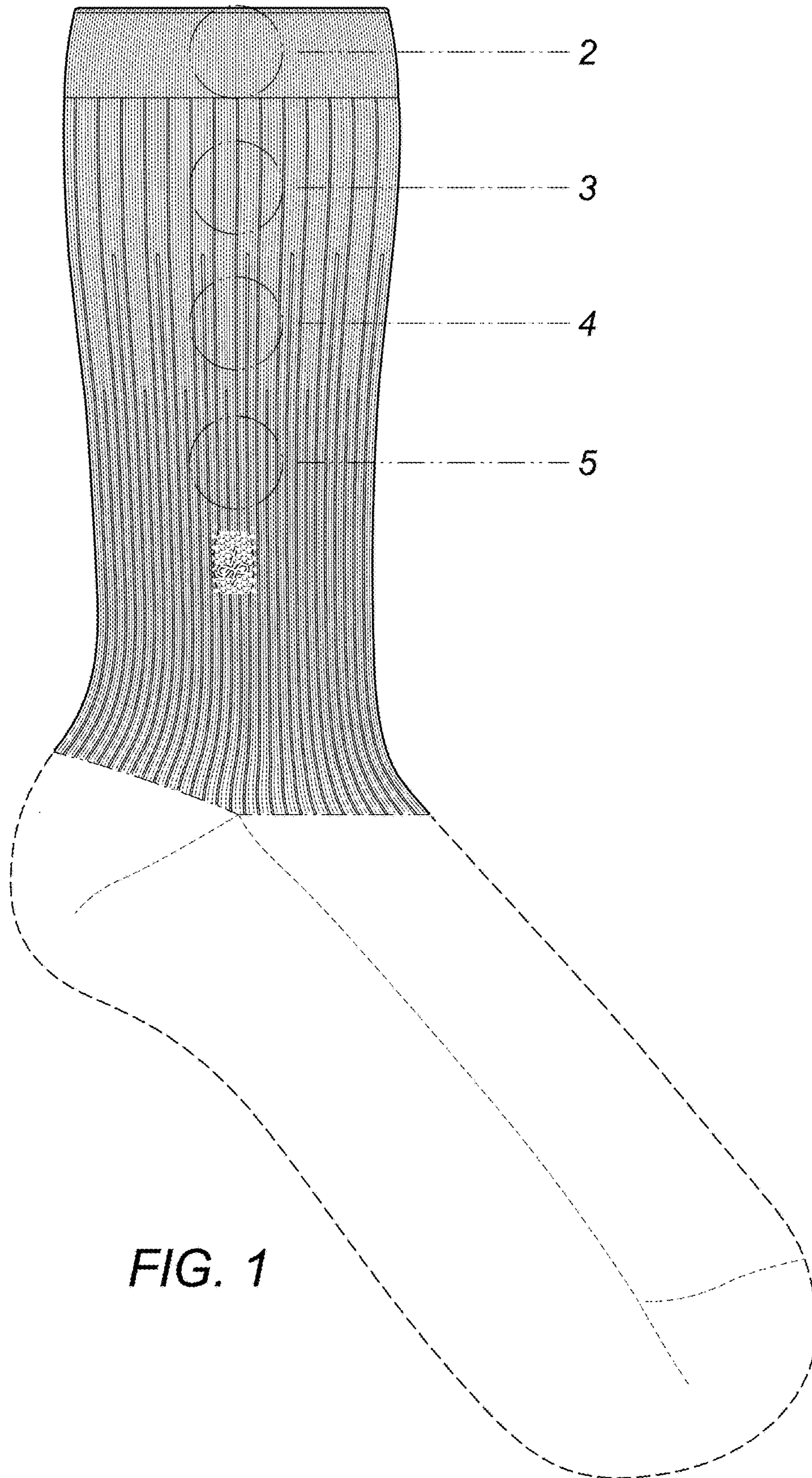


FIG. 1

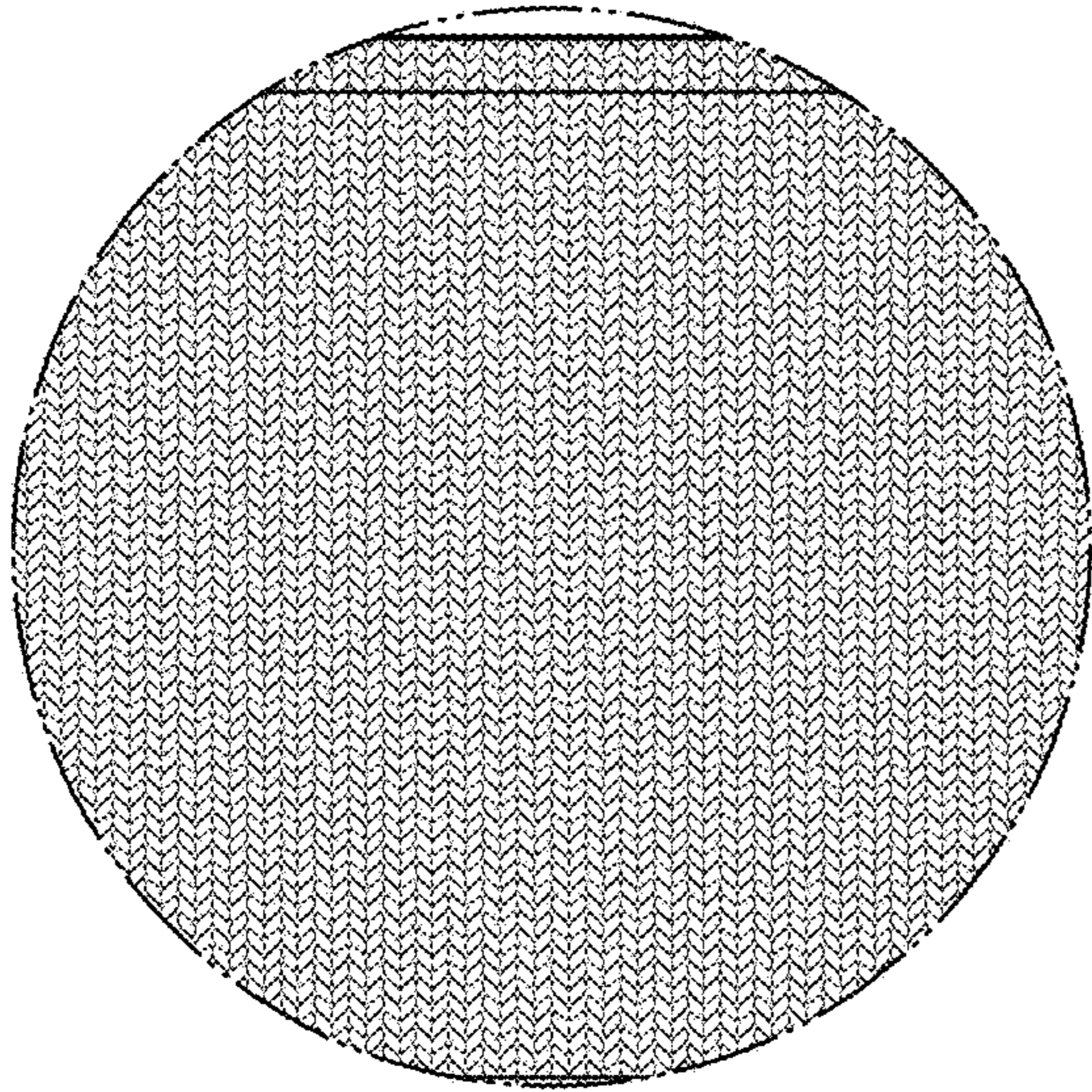


FIG. 2

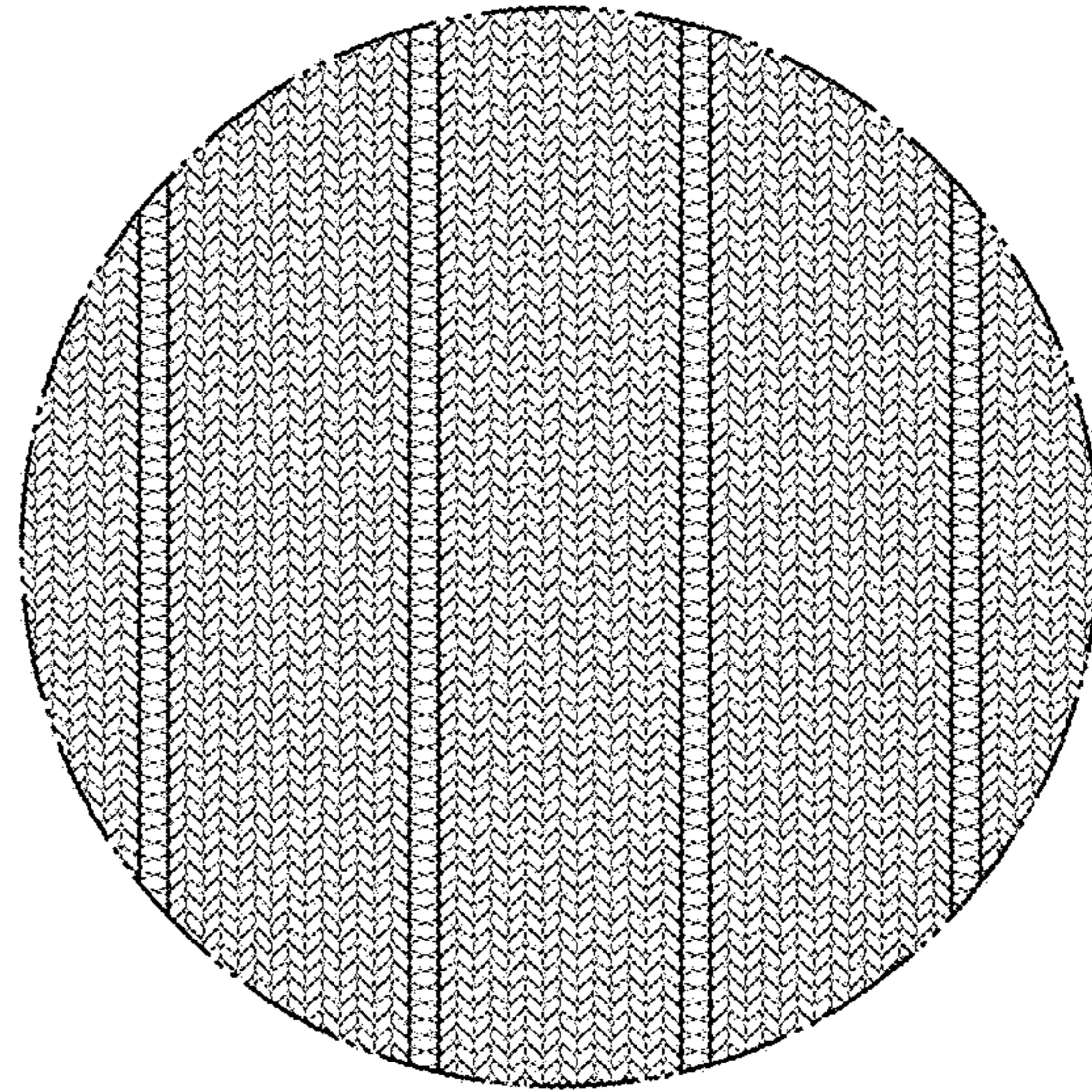


FIG. 3

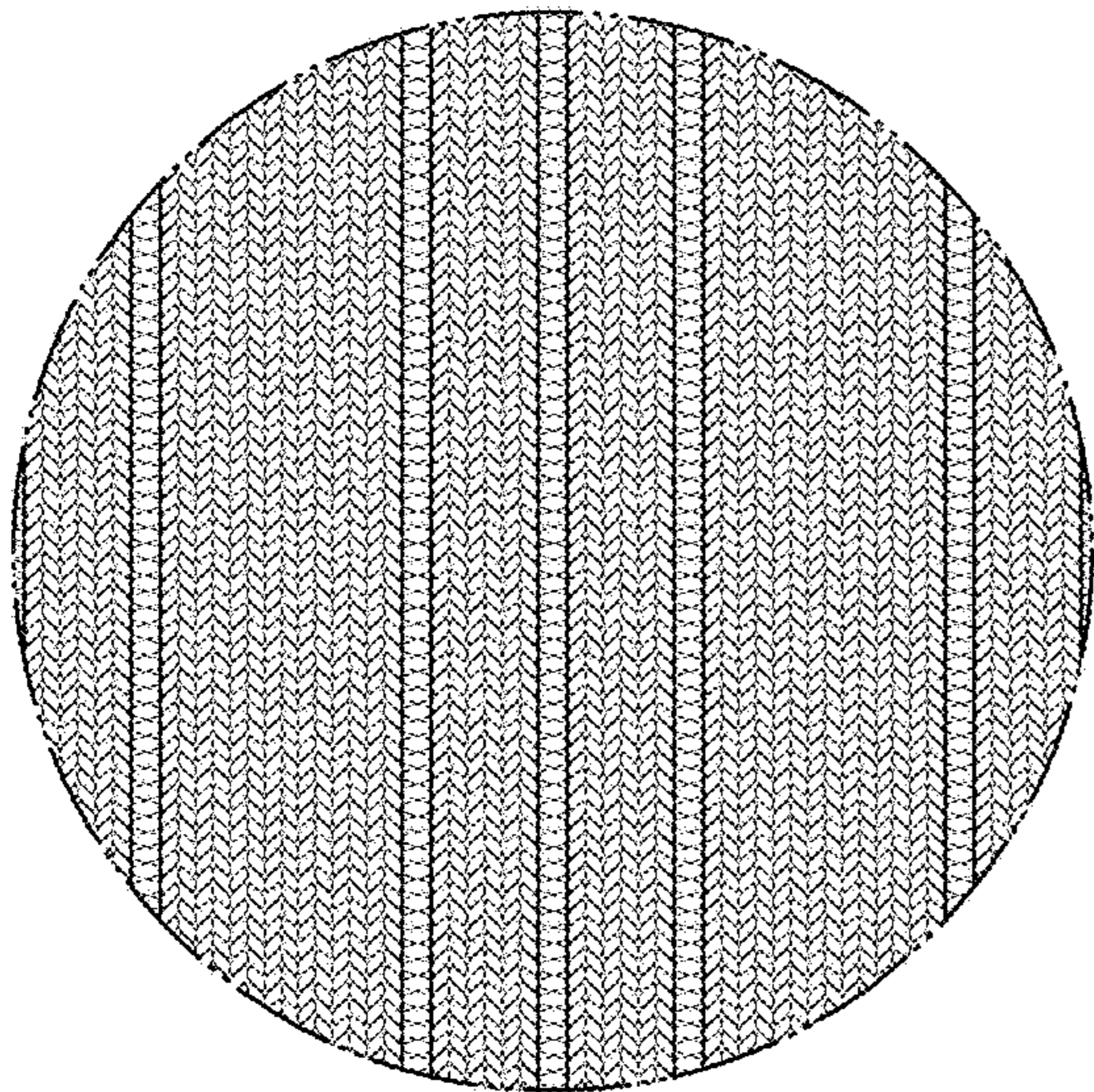


FIG. 4

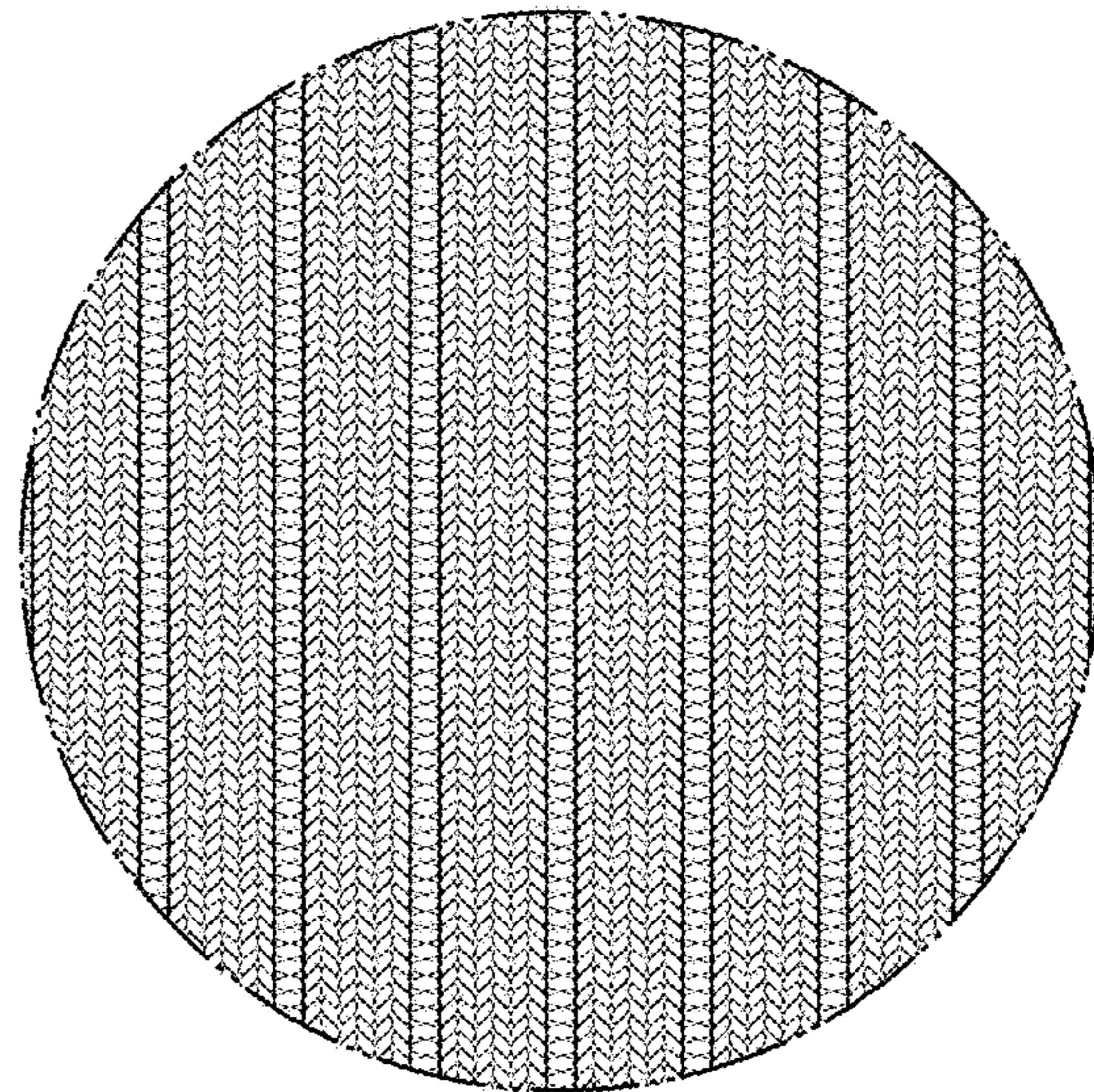


FIG. 5