



US00D845601S

(12) **United States Design Patent**
Cooper

(10) **Patent No.:** **US D845,601 S**

(45) **Date of Patent:** **** Apr. 16, 2019**

- (54) **SHOE**
- (71) Applicant: **NIKE, Inc.**, Beaverton, OR (US)
- (72) Inventor: **Aaron Cooper**, Portland, OR (US)
- (73) Assignee: **NIKE, Inc.**, Beaverton, OR (US)
- (**) Term: **15 Years**
- (21) Appl. No.: **29/631,383**
- (22) Filed: **Dec. 29, 2017**
- (51) **LOC (11) Cl.** **02-04**
- (52) **U.S. Cl.**
USPC **D2/960**; D2/947; D2/951
- (58) **Field of Classification Search**
USPC D2/902, 906, 908, 916, 918, 925,
D2/946-962, 977; 36/3 B, 22 R, 24.5,
36/25 R, 28, 32 R, 34 R, 59 C, 67 A, 103
CPC A43B 13/00; A43B 13/02; A43B 13/023;
A43B 13/026; A43B 13/04; A43B 13/08;
A43B 13/10; A43B 13/12; A43B 13/14;
A43B 13/141; A43B 13/143; A43B
13/16; A43B 13/18; A43B 13/181; A43B
13/187; A43B 13/189; A43B 13/20; A43B
13/22; A43B 13/223; A43B 13/24; A43B
13/28; A43B 13/30; A43B 13/32; A43B
13/34; A43B 13/36
See application file for complete search history.

- (56) **References Cited**
U.S. PATENT DOCUMENTS
D494,345 S * 8/2004 Werman D2/923
D496,525 S 9/2004 Dykstra
D521,715 S * 5/2006 Lotti D2/957
D551,833 S * 10/2007 Feller D2/953
D659,966 S 5/2012 Lo
D695,502 S * 12/2013 Miner D2/951

- D697,294 S * 1/2014 Miner D2/951
- D738,077 S * 9/2015 Montross D2/951
- D792,690 S * 7/2017 Swierszczk D2/951
- D801,653 S * 11/2017 Small D2/953
- D809,260 S * 2/2018 McClaskey A43B 7/24
D2/961
- D819,944 S * 6/2018 Martin D2/953
- D821,722 S * 7/2018 Chang A43B 13/16
D2/960
- D822,350 S * 7/2018 Shyllon D2/953
- D826,526 S * 8/2018 Small D2/957
- 2010/0154257 A1* 6/2010 Bosomworth A43B 13/10
36/30 R
- 2010/0170106 A1* 7/2010 Brewer A43B 7/24
36/28
- 2015/0359294 A1* 12/2015 Vanhook A43B 13/16
36/25 R

* cited by examiner

Primary Examiner — T Chase Nelson
(74) *Attorney, Agent, or Firm* — Shook, Hardy & Bacon L.L.P.

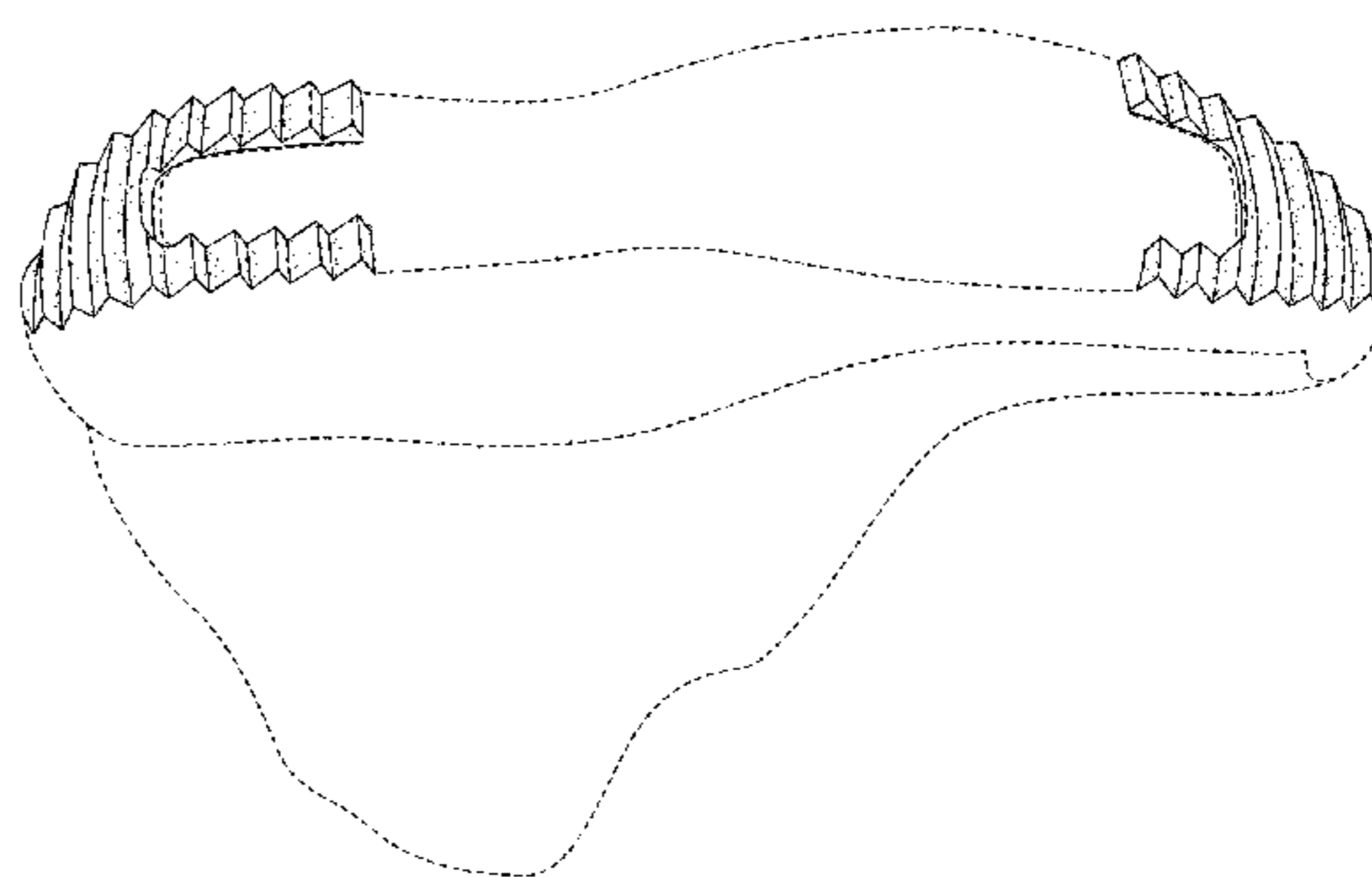
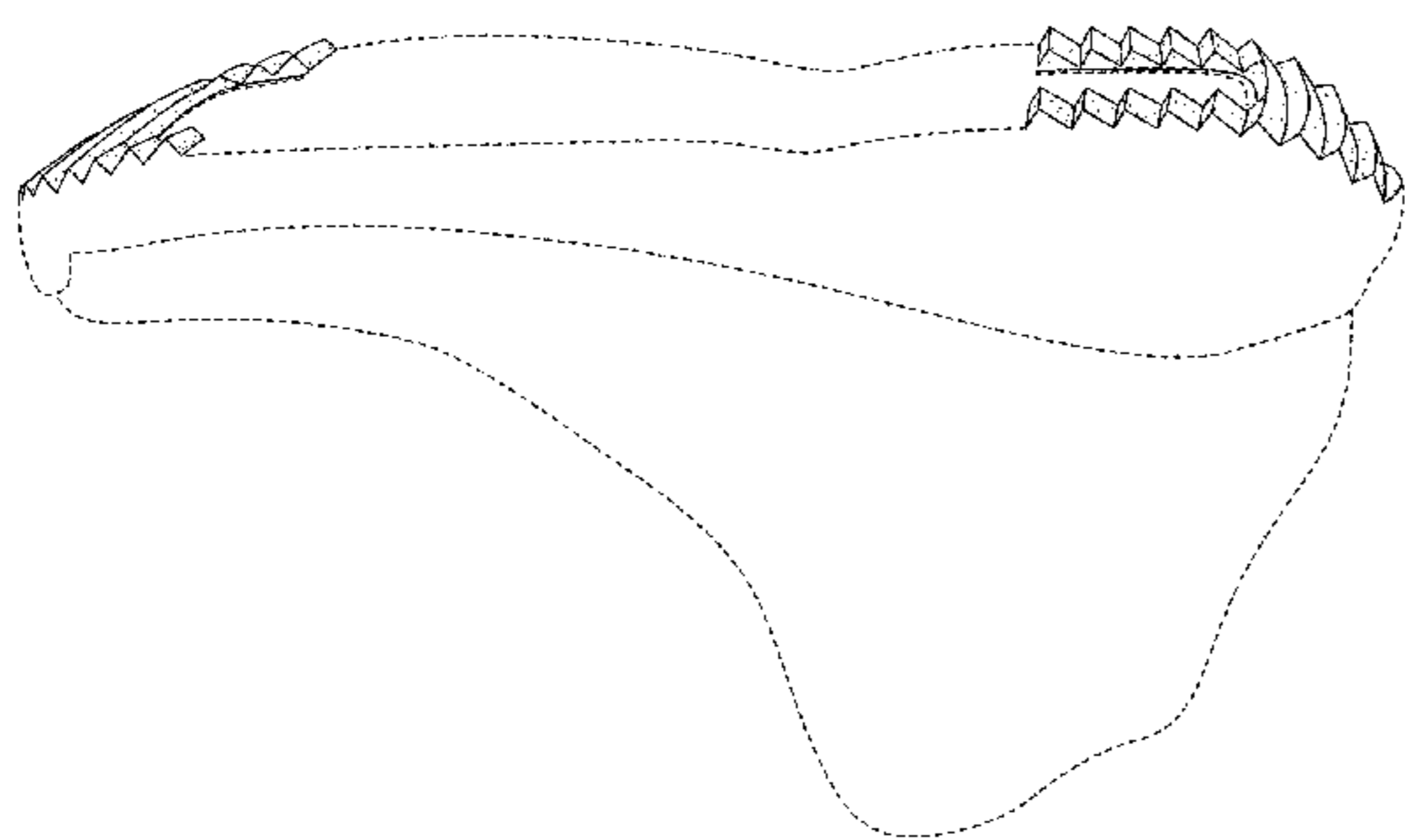
(57) **CLAIM**

The ornamental design for a shoe, as shown and described.

DESCRIPTION

FIG. 1 is a bottom perspective view of a shoe taken from a first side of the shoe showing my design;
FIG. 2 is a bottom perspective view thereof taken from a second side of the shoe;
FIG. 3 is a bottom view thereof;
FIG. 4 is a bottom perspective view thereof taken from the front of the shoe; and,
FIG. 5 is a bottom perspective view thereof taken from the rear of the shoe.
The even-length broken lines are directed to environment, represent unclaimed subject matter, and form no part of the claim.

1 Claim, 5 Drawing Sheets



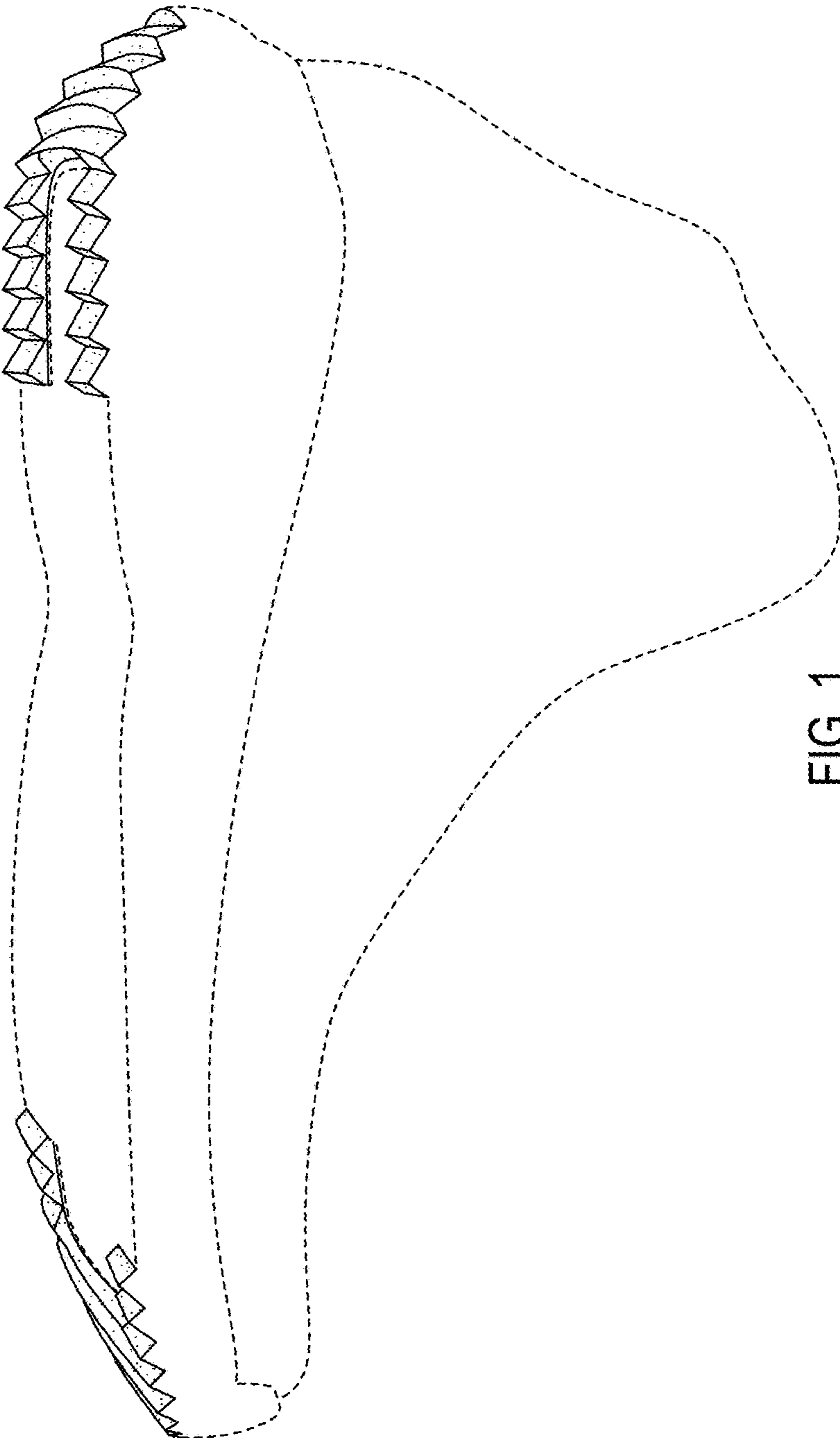


FIG. 1

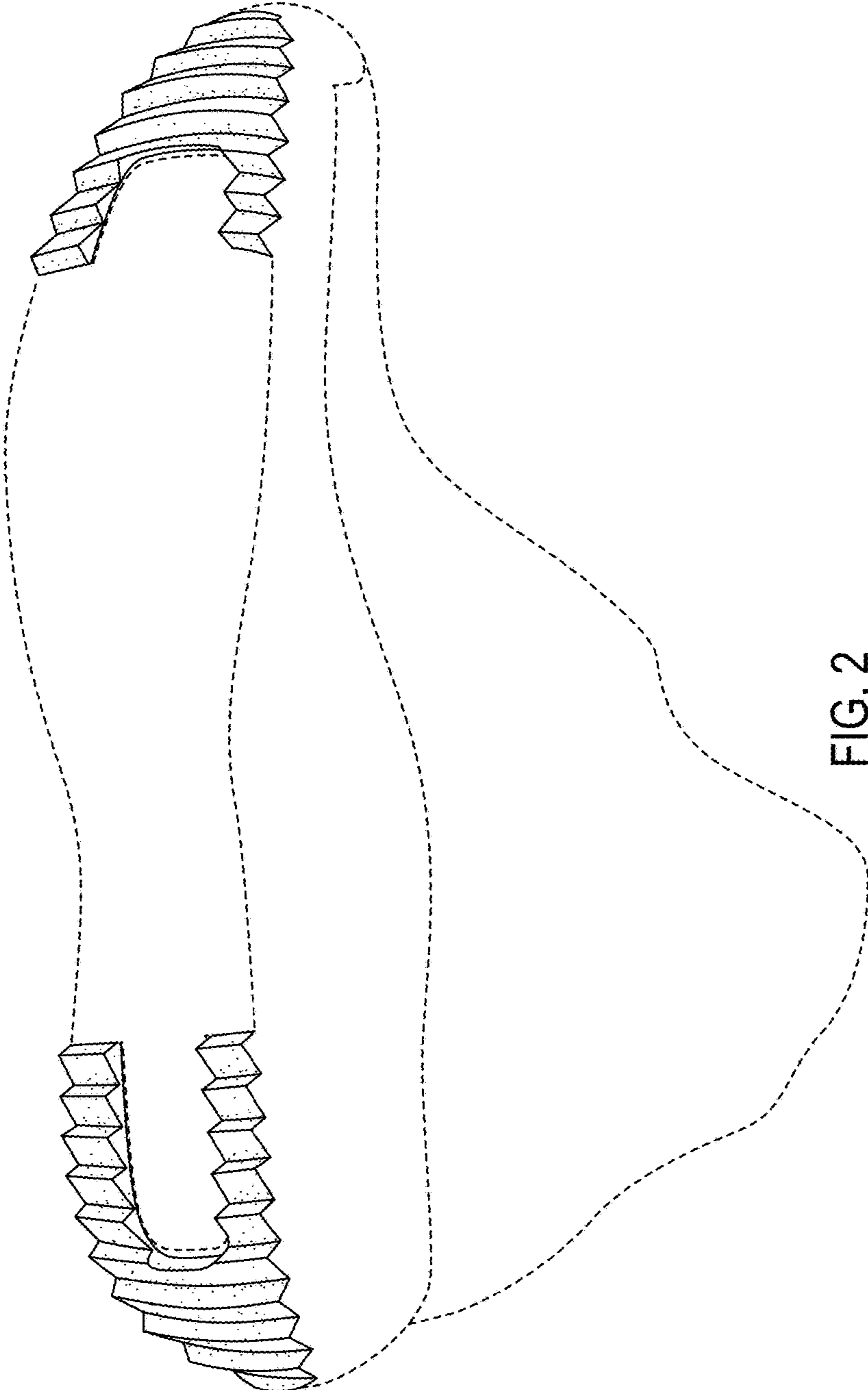


FIG. 2

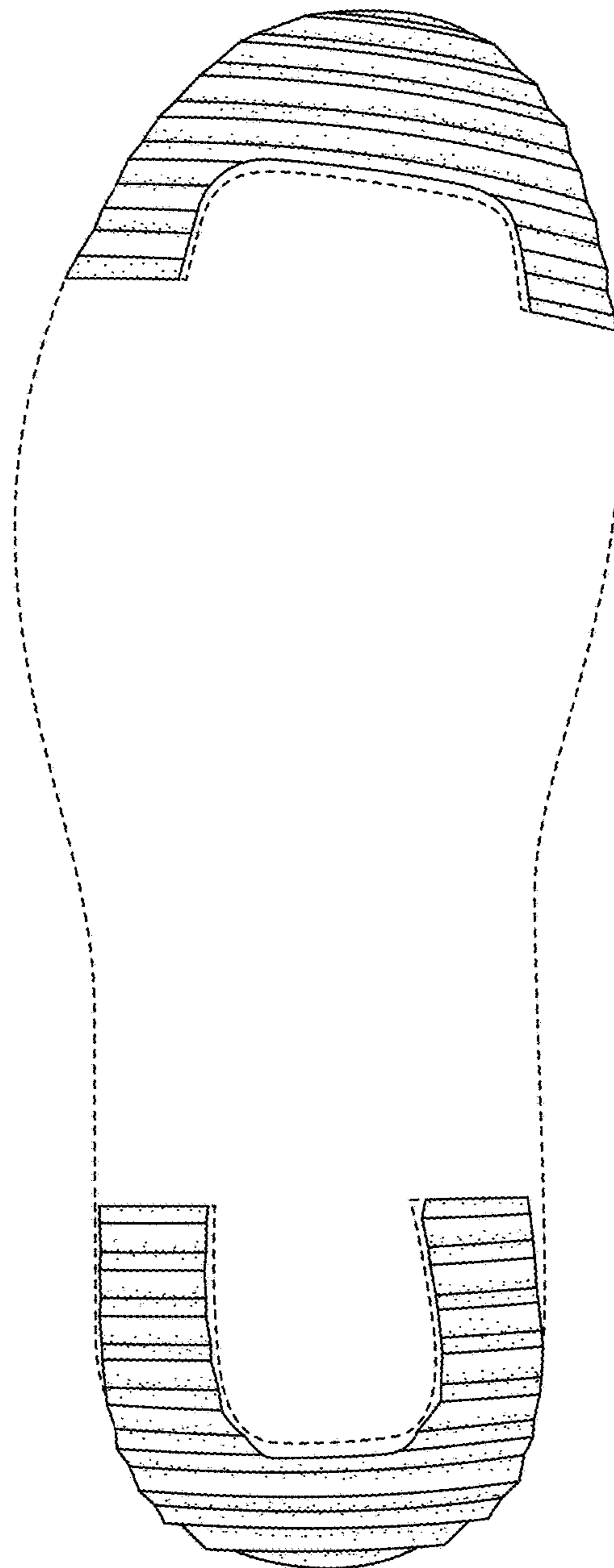


FIG. 3

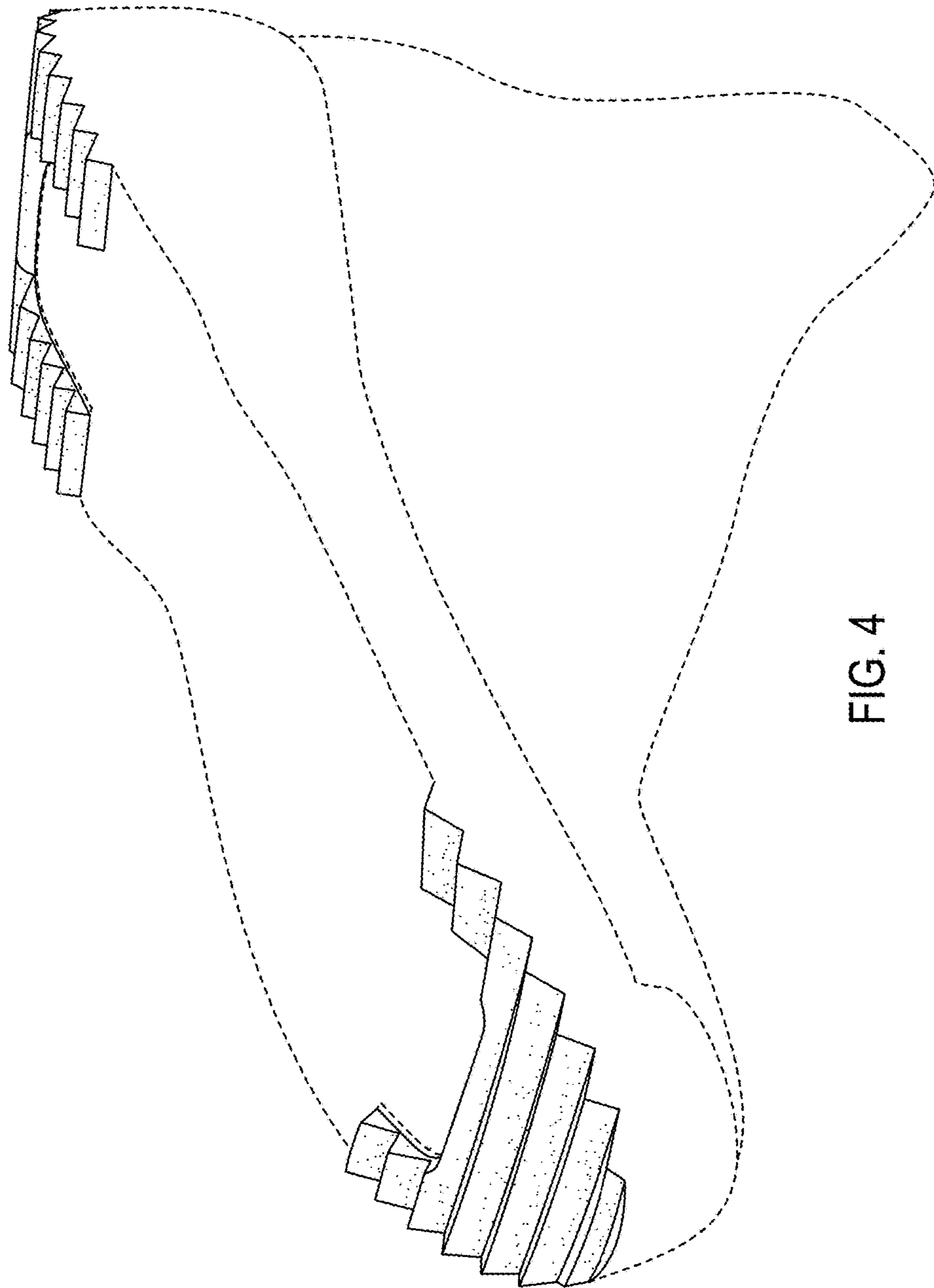


FIG. 4

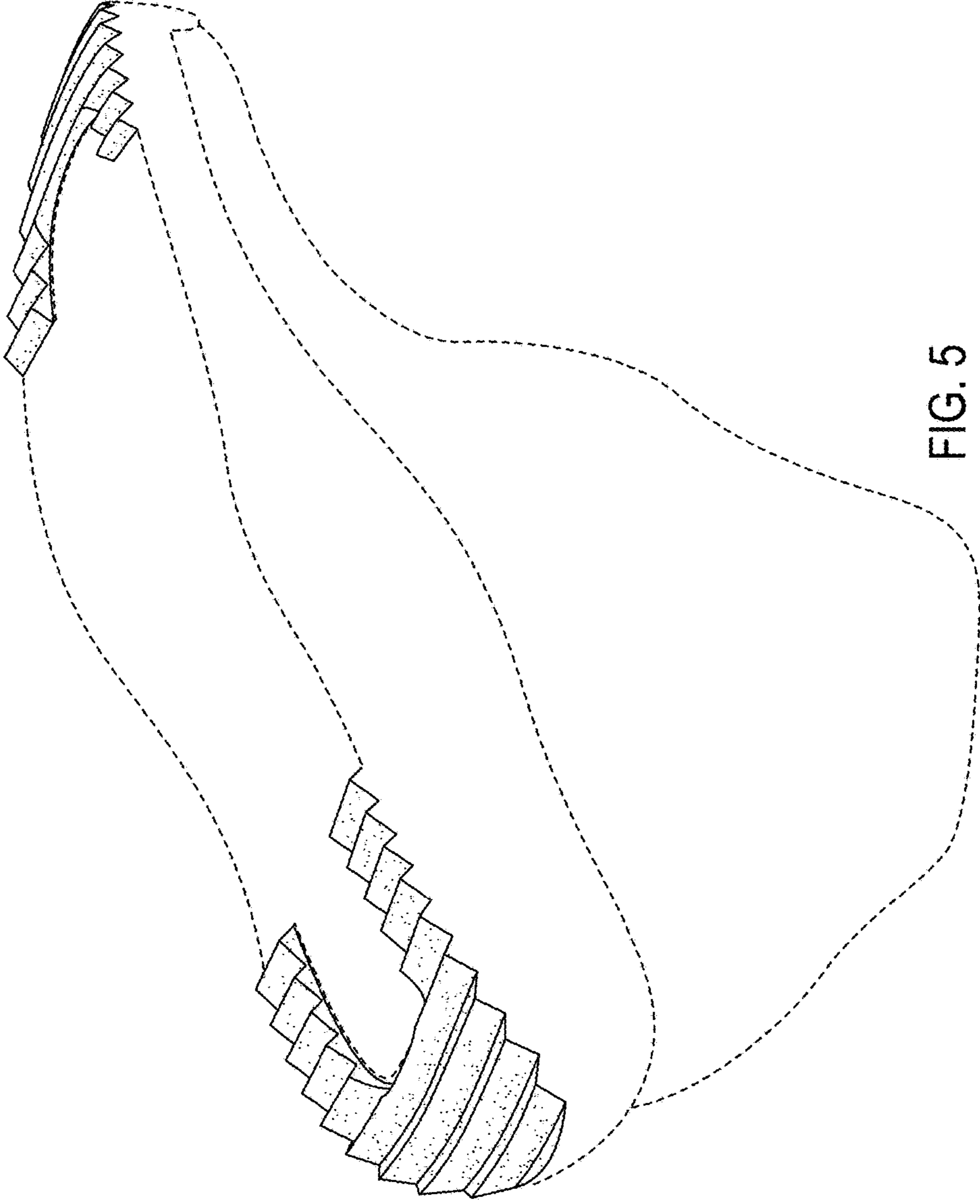


FIG. 5