



US00D845600S

(12) **United States Design Patent**
Evans

(10) **Patent No.:** **US D845,600 S**

(45) **Date of Patent:** **** Apr. 16, 2019**

- (54) **FOOTWEAR SOLE**
- (71) Applicant: **Airwair International Ltd.**, Wollaston, Northamptonshire (GB)
- (72) Inventor: **Thomas Evans**, London (GB)
- (73) Assignee: **Airwair International Ltd.**, Wollaston (GB)
- (**) Term: **15 Years**

- (21) Appl. No.: **29/604,211**
- (22) Filed: **May 16, 2017**
- (51) **LOC (11) Cl.** **02-04**
- (52) **U.S. Cl.**
USPC **D2/959**; D2/951; D2/957; D2/960
- (58) **Field of Classification Search**
USPC D2/902, 906, 908, 916, 918, 925, D2/946-962, 977; 36/1, 1.5, 3 B, 22 R, 36/24.5, 25 R, 28, 32 R, 34 R, 59 C, 36/67 A, 101-107, 114-116, 117.3, 117.4, 36/124-136; D12/544
CPC A43B 13/00; A43B 13/02; A43B 13/023; A43B 13/026; A43B 13/04; A43B 13/08; A43B 13/10; A43B 13/12; A43B 13/14; A43B 13/141; A43B 13/143; A43B 13/16; A43B 13/18; A43B 13/181; A43B 13/187; A43B 13/189; A43B 13/20; A43B 13/22; A43B 13/223; A43B 13/24; A43B 13/28; A43B 13/30; A43B 13/32; A43B 13/34; A43B 13/36
See application file for complete search history.

(56) **References Cited**
U.S. PATENT DOCUMENTS

- D125,431 S * 2/1941 Stamer D2/959
- D259,823 S * 7/1981 Greenlee D2/954
- D318,169 S * 7/1991 Austin D2/954
- D337,428 S * 7/1993 Allen, III D2/954
- D348,148 S * 6/1994 Limauro D2/954

- D394,342 S * 5/1998 Schneider D2/959
- D410,138 S * 5/1999 Turner D2/951
- D415,609 S * 10/1999 Hlavacs D2/951
- D427,758 S * 7/2000 Schneider D2/951
- D431,894 S * 10/2000 Begg, II D2/957
- D433,214 S * 11/2000 McDowell D2/947

(Continued)

FOREIGN PATENT DOCUMENTS

NO 20111408 * 4/2013

OTHER PUBLICATIONS

1460 Slip Resistant, DrMartens.com, [online], [site visited Sep. 5, 2018]. <URL: <https://www.drmartens.com/us/en/p/24382001>> (Year : 2018).*

(Continued)

Primary Examiner — T Chase Nelson
Assistant Examiner — Jonathan J. Han
(74) *Attorney, Agent, or Firm* — Bryan Cave Leighton Paisner LLP

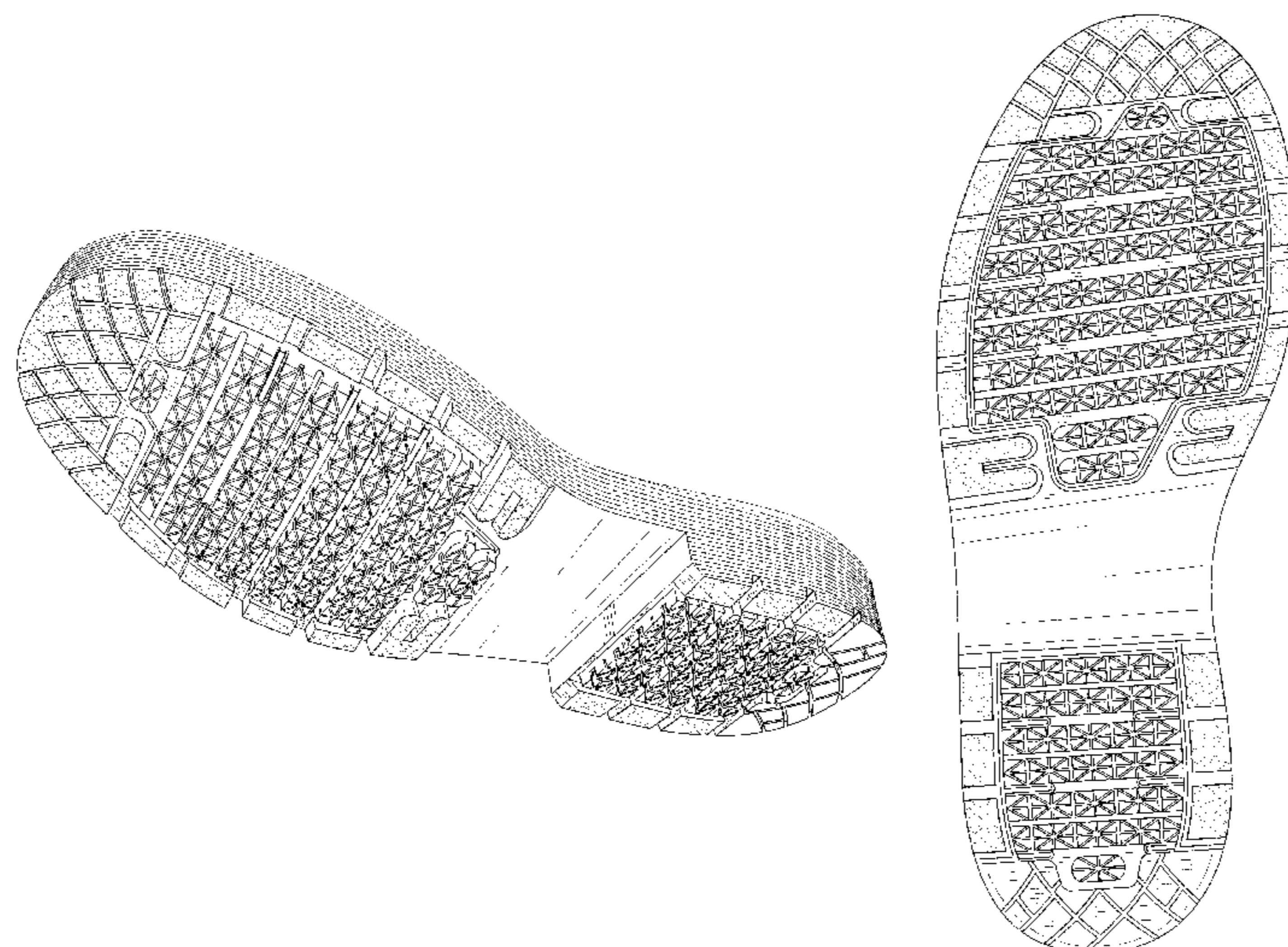
(57) **CLAIM**

The ornamental design for a footwear sole, as shown and described.

DESCRIPTION

FIG. 1 is a front perspective view of a bottom surface of a footwear sole;
FIG. 2 is a side perspective view of a top surface thereof;
FIG. 3 is a front view thereof;
FIG. 4 is a rear view thereof;
FIG. 5 is a bottom plan view thereof;
FIG. 6 is a top plan view thereof;
FIG. 7 is a right view thereof; and,
FIG. 8 is a left view thereof.
The broken lines shown in the figures are for the purpose of illustrating unclaimed portions of the invention and boundaries only and form no part of the claimed design.

1 Claim, 6 Drawing Sheets



(56)

References Cited

U.S. PATENT DOCUMENTS

D471,696 S * 3/2003 Recchi D2/953
 D474,586 S * 5/2003 Recchi D2/951
 D488,916 S * 4/2004 McClaskie D2/957
 D489,881 S * 5/2004 Recchi D2/857
 D523,215 S * 6/2006 Drazic D2/951
 D527,172 S * 8/2006 Burg D2/953
 D530,492 S * 10/2006 McClaskie D2/957
 D530,493 S * 10/2006 Holmes D2/957
 D531,789 S * 11/2006 Kohastu D2/959
 D603,595 S * 11/2009 Dowling D2/951
 D634,923 S * 3/2011 Lacey D2/951
 D638,616 S * 5/2011 Gibson D2/951
 D655,902 S * 3/2012 Debiase D2/951
 D697,296 S * 1/2014 Loyley D2/951
 D787,169 S * 5/2017 Sassi D2/947
 D797,423 S * 9/2017 Bischoff D2/951

D797,425 S * 9/2017 Wegener D2/951
 D802,899 S * 11/2017 Bischoff D2/957
 D806,373 S * 1/2018 McDonald D2/957
 D818,253 S * 5/2018 Liu D2/957
 D821,080 S * 6/2018 Jones D2/961

OTHER PUBLICATIONS

Orvis Bob Sole Kangaroo Upland Boots, Orvis.com, [online], [site visited Sep. 5, 2018]. <URL: <https://www.orvis.com/p/orvis-bob-sole-kangaroo-upland-boots/14yn>> (Year: 2018).*

Katharina Natural, ZdarBootUSA.com, [online], [site visited Sep. 5, 2018]. <URL: <https://zdarbootusa.com/winter-boot/katharina-natural/>> (Year: 2018).*

Guide to Buying L.L. Bean Boots, KellyintheCity.com, Jan. 21, 2016, [online], [site visited Sep. 5, 2018]. <URL: <https://kellyinthecity.com/guide-to-buying-l-l-bean-boots-tips/>> (Year: 2016).*

* cited by examiner

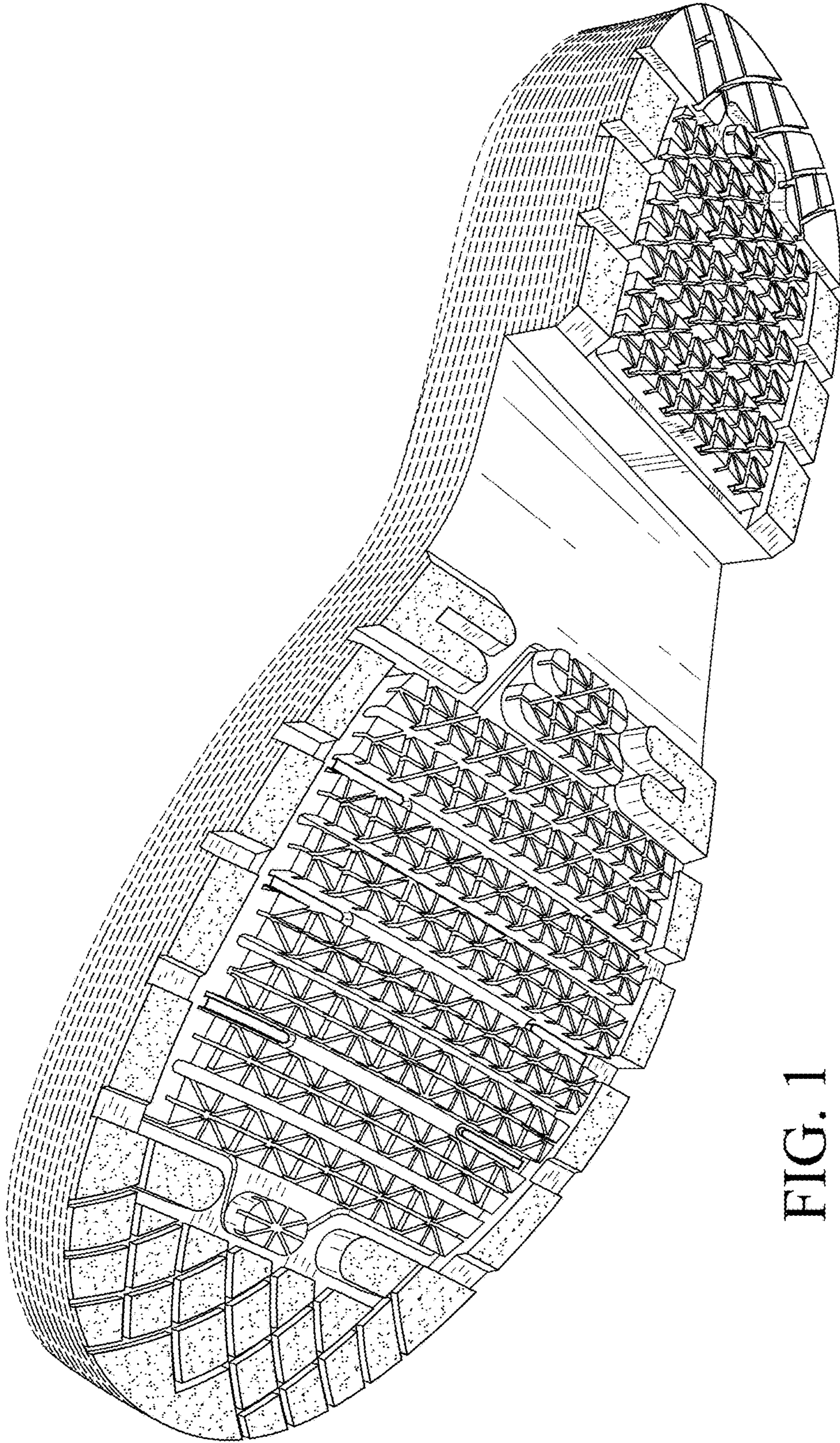


FIG. 1

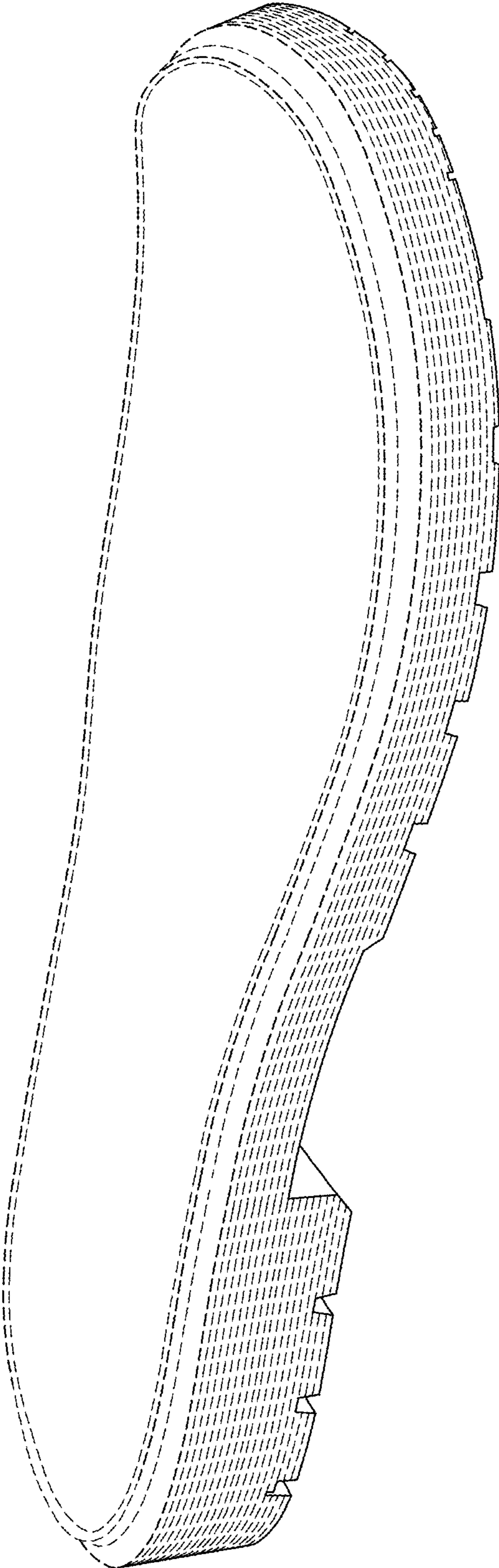


FIG. 2

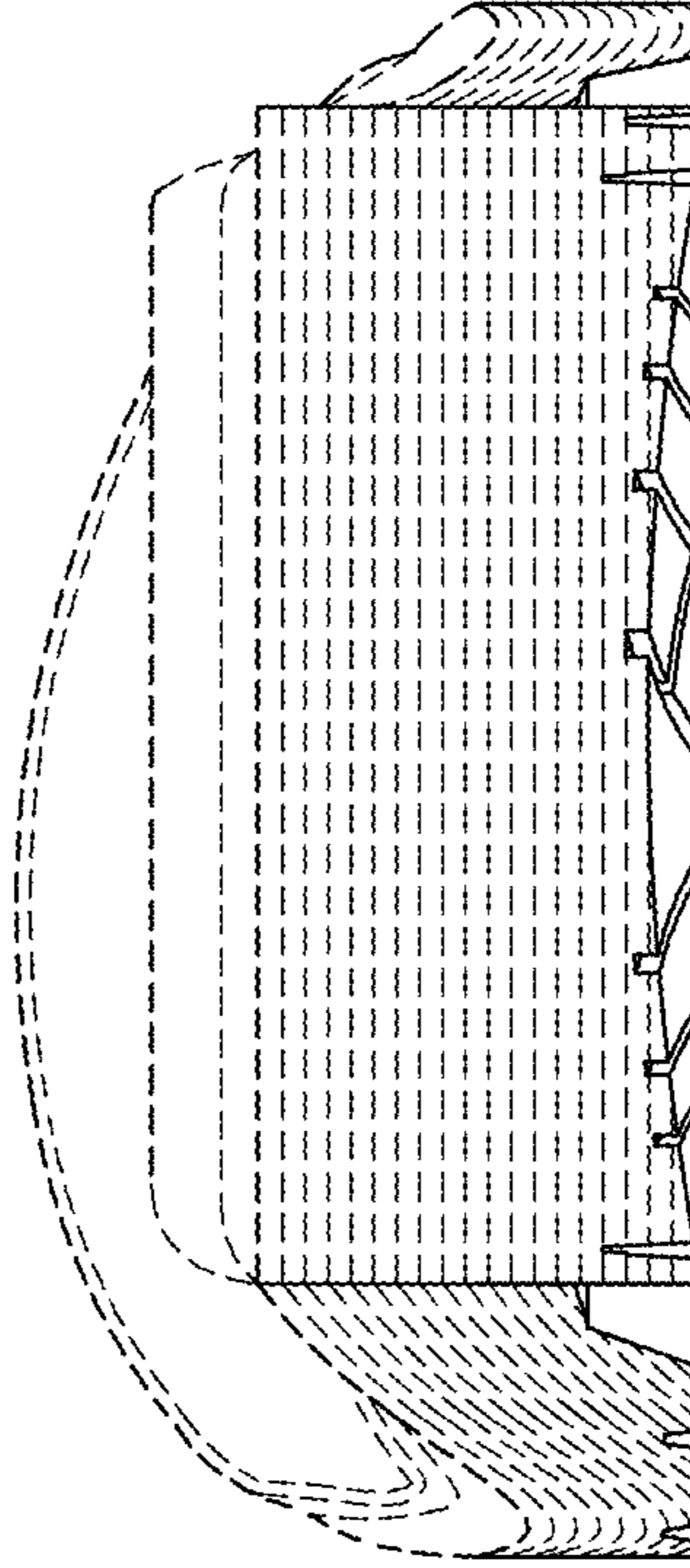


FIG. 4

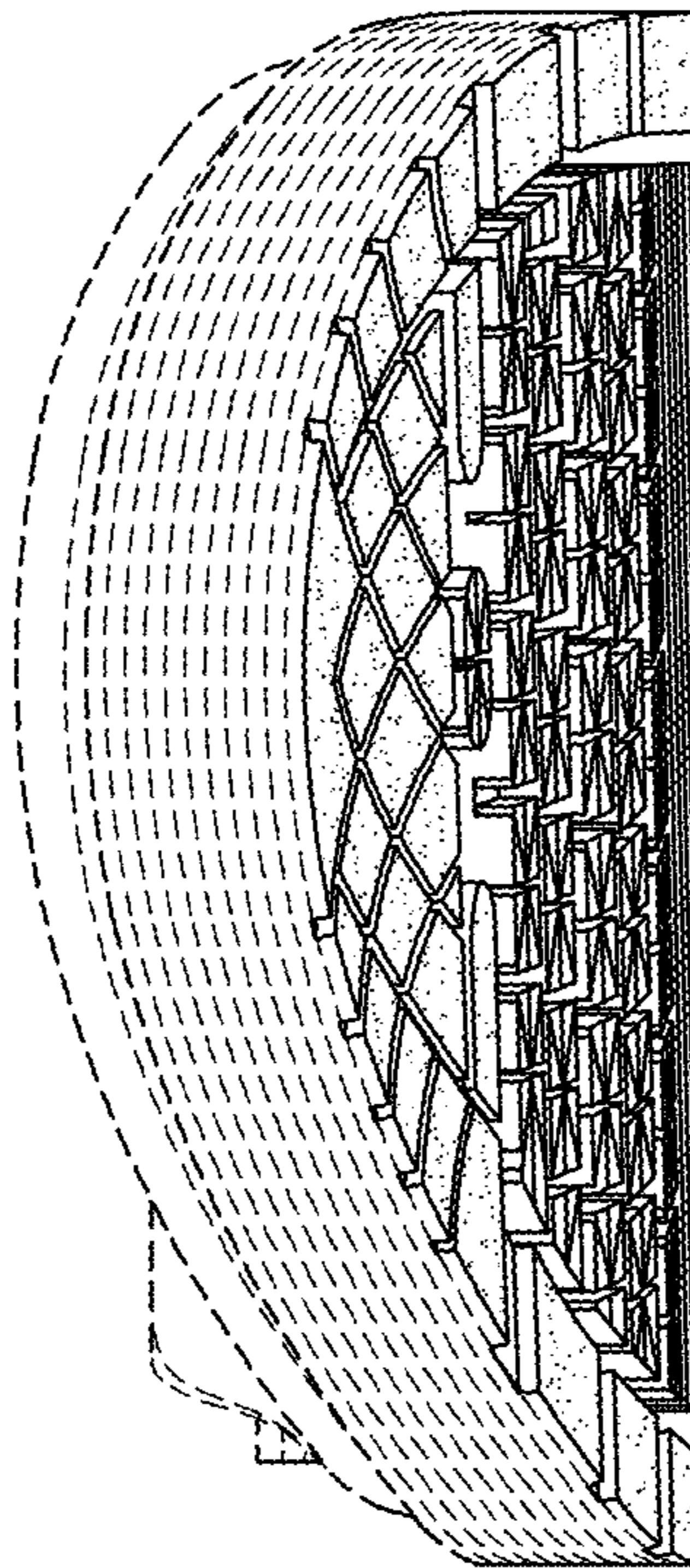


FIG. 3

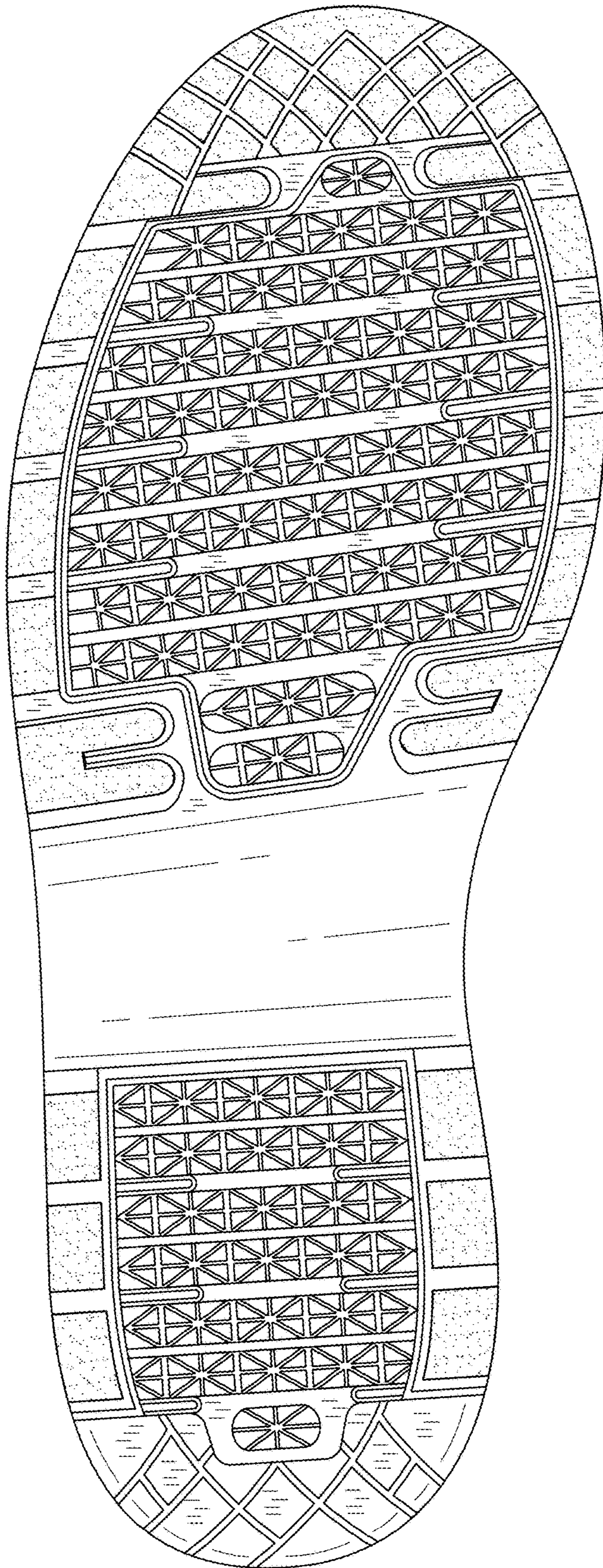


FIG. 5

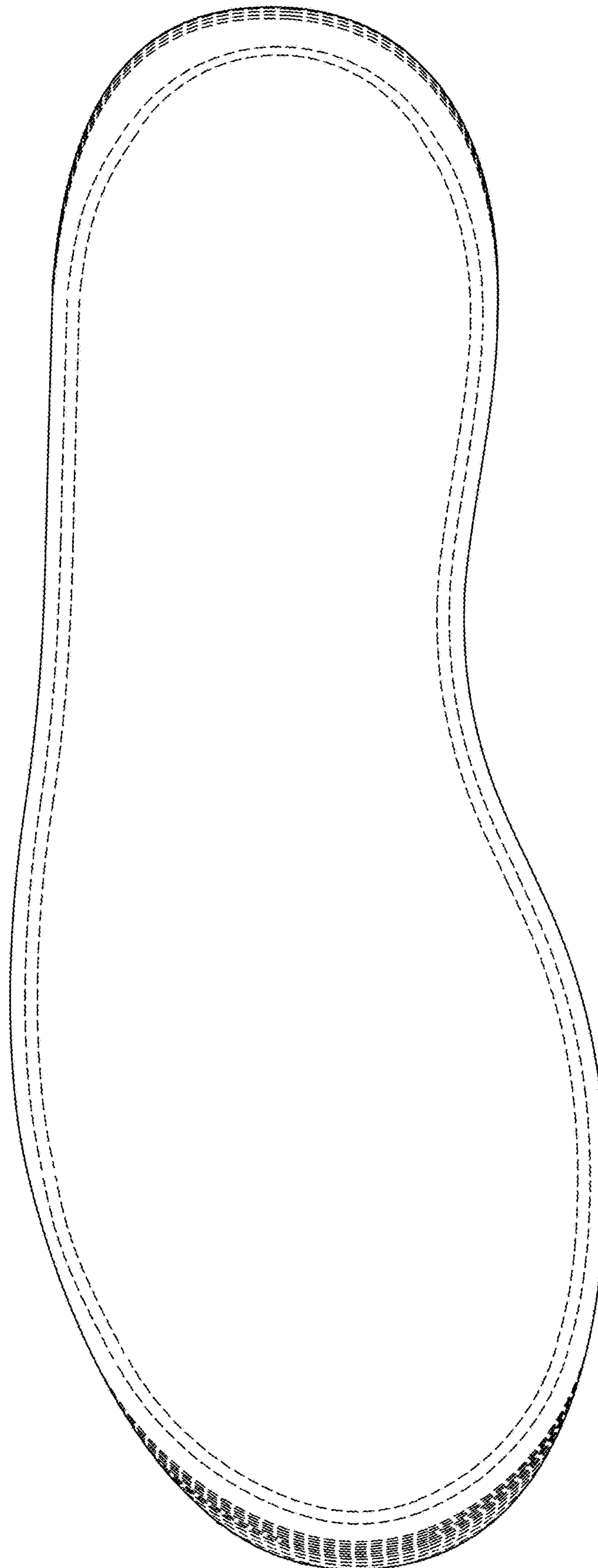


FIG. 6

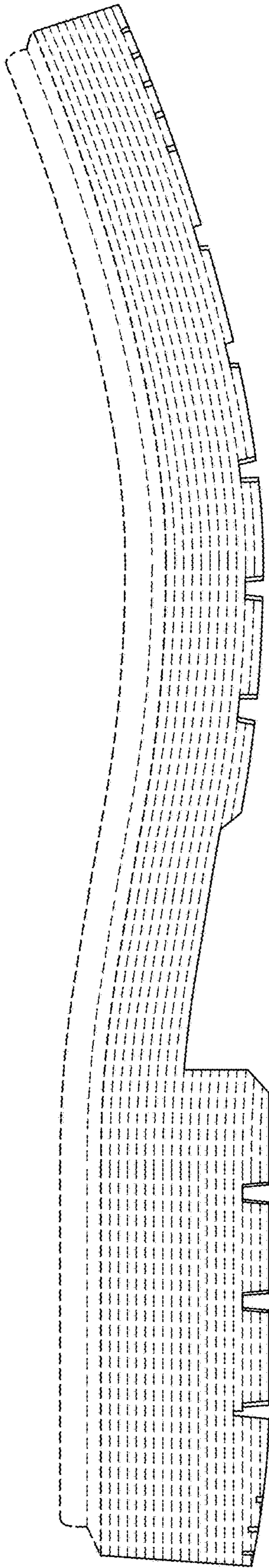


FIG. 7

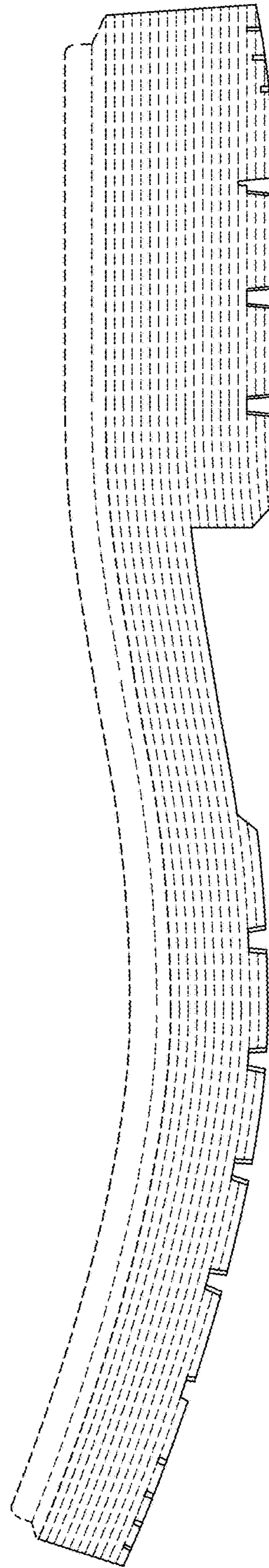


FIG. 8